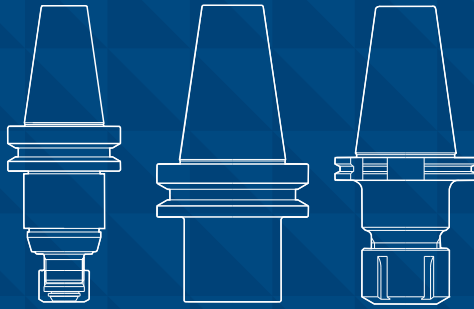


YA22
ASIA
2022/2023



CUTTING TOOLS



TOOLING SYSTEM

刀柄系统

 YG-1 CO., LTD.

HYDRAULIC CHUCK

液压刀柄

Standard of Tools	DIN 69871-SK	DIN 69871-SK	DIN 69871-SK
Description	TOOL PRESETTING TYPE	POWER E HYDRO	SLIM
Page	D19	D20	D21
		NEW	

DIN 69871-SK	DIN 69871-SK	DIN 69893/ ISO 12164-1-HSK	DIN 69893/ ISO 12164-1-HSK	DIN 69893/ ISO 12164-1-HSK
ULTRA SHORT	MOLD & DIE	TOOL PRESETTING TYPE	POWER E HYDRO	SLIM
D22	D23	D24	D25	D26 - 28
			NEW	

DIN 69893/ ISO 12164-1-HSK	JIS B6339/ MAS 403-BT&CBT	JIS B6339/ MAS 403-BT&CBT	JIS B6339/ MAS 403-BT&CBT	JIS B6339/ MAS 403-BT&CBT
MOLD & DIE	TOOL PRESETTING TYPE	SLIM	POWER E HYDRO	MOLD & DIE
D29	D30 / D35	D31 - 32 / D37 - 38	D33, D36	D34, D40
			NEW	

JIS B6339/MAS 403-BT	DIN 69871-SK& DIN 228-MTB	HYDRAULIC CHUCK SET	TEST PIECE	COLLET
ULTRA SHORT	For GRINDER			REDUCTION SLEEVE
D39	D41	D42	D42	D43 - D46
		NEW	NEW	

※ Product design and technical data in the contents are subject to change for improving quality or performance of products without prior notice.
 * 为了提高产品质量及性能，产品设计及具体技术数据日后若有改动时，将不会给予提前通知

Guide Line to Icons

Standard of Tools	Taper Accuracy	G Value	RPM	Run-Out	Coolant System	
DIN 69871-SK DIN 69893-HSK JIS B6339-BT CBT		2.5G 6.3G	15,000 RPM 20,000 RPM 25,000 RPM 30,000 RPM			
Collet	Bolt	Spanner	TapAdapter	ER Nut	ER Spanner	Parts

SHRINK FIT HOLDER

热缩刀柄

Standard of Tools	DIN 69871-SK	DIN 69871-SK	DIN 69871-SK
Description	EXTRA SLIM		COOLANT CHANNEL
Page	D50	D51 - 52	D53
	NEW		NEW

DIN 69871-SK	DIN 69893/ ISO 12164-1-HSK	DIN 69893/ ISO 12164-1-HSK	DIN 69893/ ISO 12164-1-HSK	DIN 69893/ ISO 12164-1-HSK
REINFORCED	EXTRA SLIM		COOLANT CHANNEL	REINFORCED
D54	D55	D56 - 58	D59	D60
NEW	NEW		NEW	

JIS B6339/ MAS 403-BT&CBT	JIS B6339/ MAS 403-BT&CBT	JIS B6339/ MAS 403-BT&CBT	JIS B6339/MAS403-BT	ISO 25
	COOLANT CHANNEL	EXTRA SLIM	REINFORCED	
D61 - 62 / D65 - 66	D63 / D67	D64	D68	D69
	NEW	NEW	NEW	

EXTENSION	SHRINK FIT HEATING MACHINE
D70 - 71	D72

※ Product design and technical data in the contents are subject to change for improving quality or performance of products without prior notice.
 * 为了提高产品质量及性能，产品设计及具体技术数据日后若有改动时，将不会给予提前通知

ER COLLET CHUCK

ER 夹头刀柄

Standard of Tools	DIN 69871-SK	DIN 69893/ ISO 12164-1-HSK	JIS B6339/ MAS 403-BT&CBT
Description			
Page	D75 - 78	D79 - 85	D86 - 93



ISO 20/25	DIN 228-MTA	DIN 228-MTB	STRAIGHT-K	NC
SLIM				CNC LATHE
D94	D95	D96	D97 - 100	D101



BRIDGEPORT-R8	GOST 25827-93	ER COLLET	SEALED ER COLLET	TAP ER COLLET	ER NUT, SEALING DISC&SPANNER
D101	D102	D103 - 105	D106 - 107	D108 - 109	D110 - 115



END MILL HOLDER & SIDE LOCK ARBOR

立铣刀刀柄 & 侧固式刀柄

Standard of Tools	DIN 69871-SK	DIN 69893/ ISO 12164-1-HSK	JIS B6339/ MAS 403-BT&CBT
Description	EMH	EMH	EMH & SLA
Page	D118 - 122	D123 - 126	D127 - 131



DIN 69871-SK	JIS B6339/ MAS 403-BT	GOST 25827-93	JIS B6339/ MAS 403-BT&CBT	JIS B6339/MAS 403-BT	PARTS
EMH	EMH	EMH	SLA	SLB	EMH & SLA
D132	D132	D133	D134 - 135	D136	D137



SHELL MILL ARBOR

端面铣刀刀柄

Standard of Tools	DIN 69871-SK	DIN 69893/ ISO 12164-1-HSK	JIS B6339/ MAS 403-BT&CBT
Description	SMA	SMA	SMA
Page	D140 - 142	D143 - 145	D146 - 151



GOST 25827-93	PARTS	DIN 69871-SK	DIN69893/ ISO 12164-1-HSK	JIS B6339/ MAS 403-BT&CBT
SMA		CMA	CMA	CMA
D152	D153 - 154	D155	D156	D157 - 158



DIN 2080-ISO	PARTS
CMA	
D159	D160



POWER MILLING CHUCK

强力刀柄

Standard of Tools	DIN 69871-SK	DIN 69893/ ISO 12164-1-HSK	JIS B6339/ MAS 403-BT&CBT
Description			
Page	D164 - 165	D166 - 167	D168 - 171



DIN 228-MTA/MTB	BRIDGEPORT-R8	STANDARD SET	Q.C SET	COLLET&SPANNER
D172	D173	D174	D175	D176



※ Product design and technical data in the contents are subject to change for improving quality or performance of products without prior notice.

* 为了提高产品质量及性能, 产品设计及具体技术数据日后若有改动时, 将不会给予提前通知

※ Product design and technical data in the contents are subject to change for improving quality or performance of products without prior notice.

* 为了提高产品质量及性能, 产品设计及具体技术数据日后若有改动时, 将不会给予提前通知

MORSE TAPER ARBOR

莫式锥柄变换刀柄

Standard of Tools	DIN 69871-SK	DIN 69893/ ISO 12164-1-HSK	JIS B6339/ MAS 403-BT
Description			MTA & MTB
Page	D178	D178	D179-180



ANSI B5.18-NT	GOST 25827-93
	MTA
D180	D181



SK SLIM CHUCK

端面铣刀刀柄

Standard of Tools	DIN 69871-SK	DIN 69893/ ISO 12164-1-HSK	JIS B6339/ MAS 403-BT&CBT
Description			
Page	D184 - 187	D188 - 190	D191 - 196



ISO 20/25	STRAIGHT-K	COLLET&NUT
D197	D198	D199 - 201



※ Product design and technical data in the contents are subject to change for improving quality or performance of products without prior notice.
* 为了提高产品质量及性能, 产品设计及具体技术数据日后若有改动时, 将不会给予提前通知

SYNCHRO TAPPING CHUCK

端面铣刀刀柄

Standard of Tools	DIN 69871-SK	DIN 69893/ ISO 12164-1-HSK	JIS B6339/ MAS403-BT
Description	SYTER	SYTER	SYTER
Page	D204	D205	D206



STRAIGHT-K	DIN 69871-SK	DIN 69893/ ISO 12164-1-HSK	STRAIGHT-K
SYTER	SYTC	SYTC	SYTC
D207	D208	D209	D210



ONE STEP TAPPING CHUCK

同步攻丝刀柄

Standard of Tools	DIN 69871-SK	DIN 69893/ ISO 12164-1-HSK	JIS B6339/ MAS 403-BT	STRAIGHT-K
Description				
Page	D212	D212	D213	D213



TAPPING ER CHUCK

攻丝 ER 刀柄

Standard of Tools	DIN 69871-SK	DIN 69893/ISO 12164-1- HSK	JIS B6339/MAS 403-BT&CBT
Description			
Page	D217	D218	D219 - 220



※ Product design and technical data in the contents are subject to change for improving quality or performance of products without prior notice.
* 为了提高产品质量及性能, 产品设计及具体技术数据日后若有改动时, 将不会给予提前通知

TAPPING CHUCK

攻丝刀柄

Standard of Tools	DIN 69871-SK	DIN 69893/ISO 12164-1-HSK	JIS B6339/MAS 403-BT
Description			
Page	D222	D223	D224
			

STRAIGHT-K	DIN 228-MTA	TAP ADAPTER
D225	D226	D227 - 228
		

FACE MILL ARBOR

平面铣刀刀柄

Standard of Tools	JIS B6339/MAS 403-BT&CBT	DIN 69893/ISO 12164-1-HSK	ANSI B5.18-NT
Description	FMA	FMA	FMA
Page	D230 - 231	D232	D233
			

DIN 228-MTA	JIS B6339/MAS 403-BT&CBT	JIS B6339/MAS 403-BT&CBT	DIN 69893/ISO 12164-1-HSK	PARTS
FMA	FMB	FMC	FMC	
D 233	D234 - 235	D236 - 237	D238	D239
				

COPY MILL ARBOR & INDEXABLE DRILL HOLDER

仿形铣刀柄 & 可转位钻头刀柄

Standard of Tools	DIN 69871-SK	DIN 69893/ISO 12164-HSK	JIS B6339/MAS 403-BT
Description			
Page	D242	D243	D244
	NEW 	NEW 	NEW 

DIN 69871-SK	DIN 69893/ISO 12164-HSK	JIS B6339/MAS 403-BT
D245	D245	D246
NEW 	NEW 	NEW 

NC DRILL CHUCK & OTHER TOOL HOLDERS

NC钻夹头刀柄 & 其他刀柄

Standard of Tools	DIN69871-SK	JIS B6339/MAS 403-BT&CBT	DIN 69893/ISO 12164-1-HSK
Description	NPU	NPU	NPU
Page	D 249	D 250 - 251	D 252
	NEW 		

STRAIGHT-K	JIS B6339/MAS 403-BT	JIS B6339/MAS 403-BT	DIN 69871-SK	DIN 69893/ISO 12164-1-HSK
	SCA	JTA	BLANK BAR	BLANK BAR
D 252	D 253	D 254	D 255	D 255
				

JIS B6339/MAS 403-BT	DIN 69871-SK	DIN 69893/ISO 12164-1-HSK	JIS B6339/MAS 403-BT
BLANK BAR	TEST BAR	TEST BAR	TEST BAR
D 255	D256	D 256	D256
	NEW 	NEW 	NEW 

※ Product design and technical data in the contents are subject to change for improving quality or performance of products without prior notice.
* 为了提高产品质量及性能, 产品设计及具体技术数据日后若有改动时, 将不会给予提前通知

※ Product design and technical data in the contents are subject to change for improving quality or performance of products without prior notice.
* 为了提高产品质量及性能, 产品设计及具体技术数据日后若有改动时, 将不会给予提前通知

BORING SYSTEM

镗孔刀柄系统

Standard of Tools	DIN 69871-SK	DIN 69893/ ISO 12164-HSK	JIS B6339/ MAS 403-BT
Description	FINE SMALL : BAH	FINE SMALL : BAH	FINE SMALL : BAH
Page	D261	D262	D263
			

FINE BORING HEAD	JIS B6339/ MAS 403-BT	DIN 69871-SK	EXTENSION & REDUCTION	JIS B6339/ MAS 403-BT
SMALL BORE	SMALL BORE : SAS	SMALL BORE : SAS	SMALL BORE	FINE BIG : FBH & PARTS
D264	D265	D266	D267 - 268	D269 - 270
				

DIN 69871-SK	DIN 69893/ ISO 12164-HSK	JIS B6339/ MAS 403-BT	TWIN HEAD & INSERT HOLDER	STRAIGHT-ST	DIN 69871-SK
TWIN SMALL : TBH	TWIN SMALL : TBH	TWIN SMALL : TBH	SMALL BORE	TWIN TBH	TWIN BIG : TBH
D271	D272	D273	D274	D275	D276
					

JIS B6339/ MAS 403-BT	JIS B6339-BT / DIN 69871-SK	JIS B6339/MAS 403-BT	STRAIGHT-ST	JIS B6339/ MAS 403-BT	SQUARE BITE
TWIN BIG : TBH	TWIN SAS & PARTS	MICRO BCA	MICRO BCA & PARTS	SQUARE BSA & BSB	
D277	D278 - 279	D280 - 281	D282 - 285	D286 - 287	D288
					

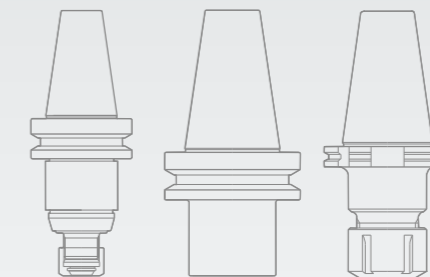
ACCESSORY & OTHERS

辅件 & 其他

PULL STUD BOLT & SPANNER	TOOL CLAMP	HEIGHT PRESETTER	COOLANT TUBE & SPANNER
D290 - 291	D292	D292	D293
			



Global Cutting Tool Leader **YG-1**



TOOLING SYSTEM

※ Product design and technical data in the contents are subject to change for improving quality or performance of products without prior notice.

* 为了提高产品质量及性能, 产品设计及具体技术数据日后若有改动时, 将不会给予提前通知

Definition of Balancing and Unbalancing

动平衡及非动平衡定义

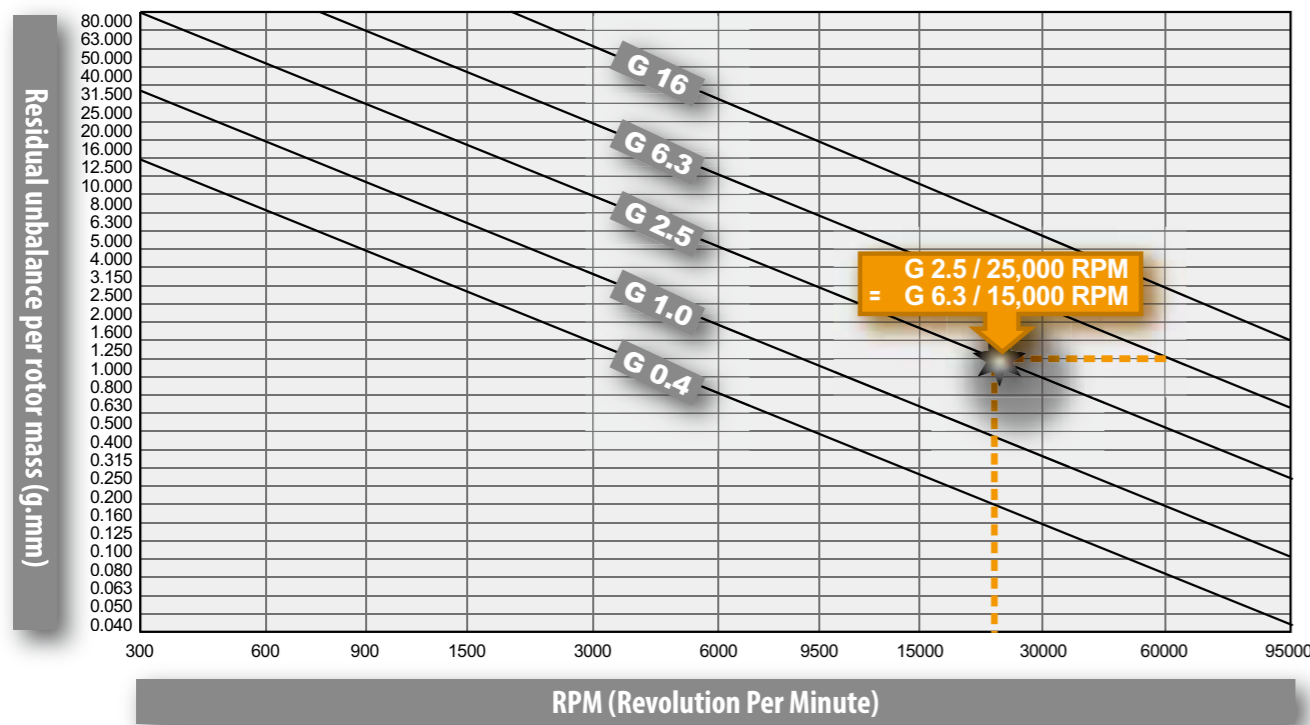
If the rotor(tool holder) is rotated around the axis, centrifugal forces generate in all parts. If these centrifugal forces are distributed symmetrically against the rotation axis, the centrifugal forces generating in the opposite direction are offset by one another, resulting in no forces to the rotation axis eventually. Therefore bearings are not vibrated. In this case tool holder is in the balanced state. On the contrary, if centrifugal forces are distributed asymmetrically against the rotation axis, or if the force of one part is greater than that of the opposite part, the forces equivalent to differences are added to the rotation axis, causing the rotor(tool holder) to vibrate. The imbalance of distribution of rotor mass is called "Unbalance". In other words, "Unbalance" is mass existing unevenly in the rotor(tool holder).

刀柄，以某轴为中心旋转时将会形成离心力 若分布在旋转轴上的刀柄各点离心力相互抵消 对旋转轴将无任何影响，此时旋转轴不会震动，
刀柄应属平衡状态 相反分布在旋转轴上的刀柄各点离心力偏向某处 将会影响旋转轴，使旋转轴产生震动 这种刀柄本体质量分布不均匀所产生的影响称非动态平衡状态 换句话说非动平衡就是刀柄本体上存在的质量不均匀所引起的缺陷。

Balancing Grade Quality According To ISO 1940

动平衡等级标准 - 遵循ISO 1940标准

(DIN ISO 1940)



Calculation of G

$$\frac{G \times m}{RPM} \times 9549 = U$$

G : Balancing grade or circumference speed

m : Rotor(Holder) weight ⇒ Unit : kg

9549 : Conversion constant

U : Degree of unbalance (Permissible unbalance) ⇒ Unit : g.mm

RPM : Revolutions Per Minute

Merits of Balanced Machining

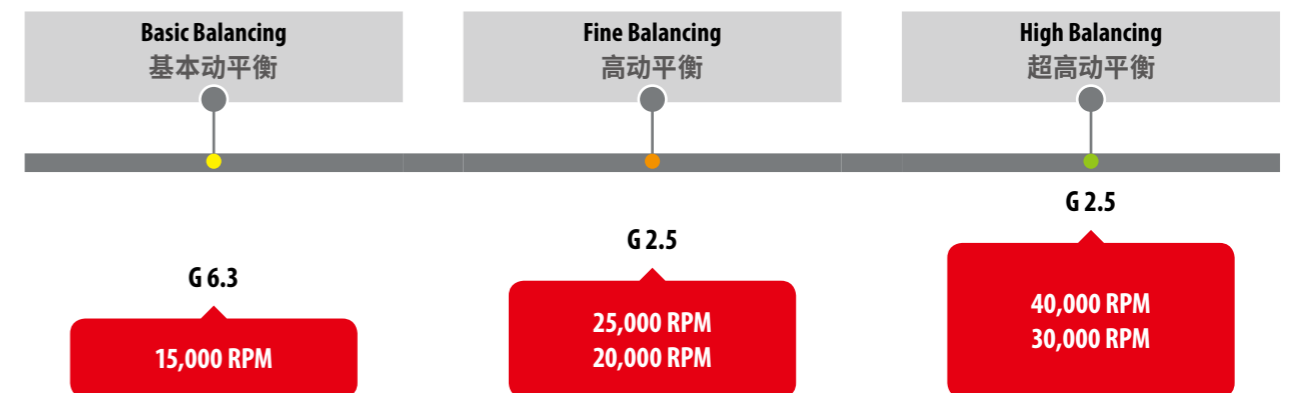
动平衡加工长处

Recently, rotating machines are more sophisticated and operated at High-Speed with the technical advance. Also, they require more efficiency and more stable functions which are stricter conditions than ever before. In High-Speed machining, one of the largest factors which degrade performance of machines is chattering. It causes workers to suffer displeasure, noise, and fatigue which are main problems affecting productivity. Balancing of the rotor(tool holder) is the essential and effective factor in order to prevent vibration of the machine. It is widely recognized as the indispensable process in manufacturing rotation machinery. YG-1 manufactures tool holders with various balancing grades meeting the needs of users.

随着旋转机械技术的进步，市场更加需要高精密及高速化，进一步提高设备能力和性能稳定。在高速加工中使设备降低性能的主要原因是震动所引起的不安及噪音以及老化。动平衡刀柄是防止设备震动的最基本因素，也是有效的措施以及不可分离的部分，因此广为人知。YG-1为满足客户的要求及条件生产多种等级的动平衡刀柄。

YG-1 Balancing Grade Standard

YG-1 动平衡等级标准



YG-1 Balancing Specification (for Balancing Design Products)

YG-1 动平衡事项 (采用动平衡设计产品)

PRODUCT 产品	SHANK 柄部	GRADE 等级	RPM
HYDRAULIC CHUCK 液压刀柄	BT/CBT 30/40/50 SK 30/40/50 HSK 32/40/50/63/80/100	G 2.5	25,000
SHRINK FIT HOLDER 热缩刀柄	BT/CBT 30/40/50 SK 30/40/50 HSK 25/32/40/50/63/80/100 ISO 25	G 2.5	25,000
OTHER CHUCKS & TOOL HOLDERS 其它刀柄	BT/CBT 30/40/50 SK 30/40/50 HSK 25/32/40/50/63/80/100 ISO 20/25	G 6.3 G 2.5	15,000 25,000

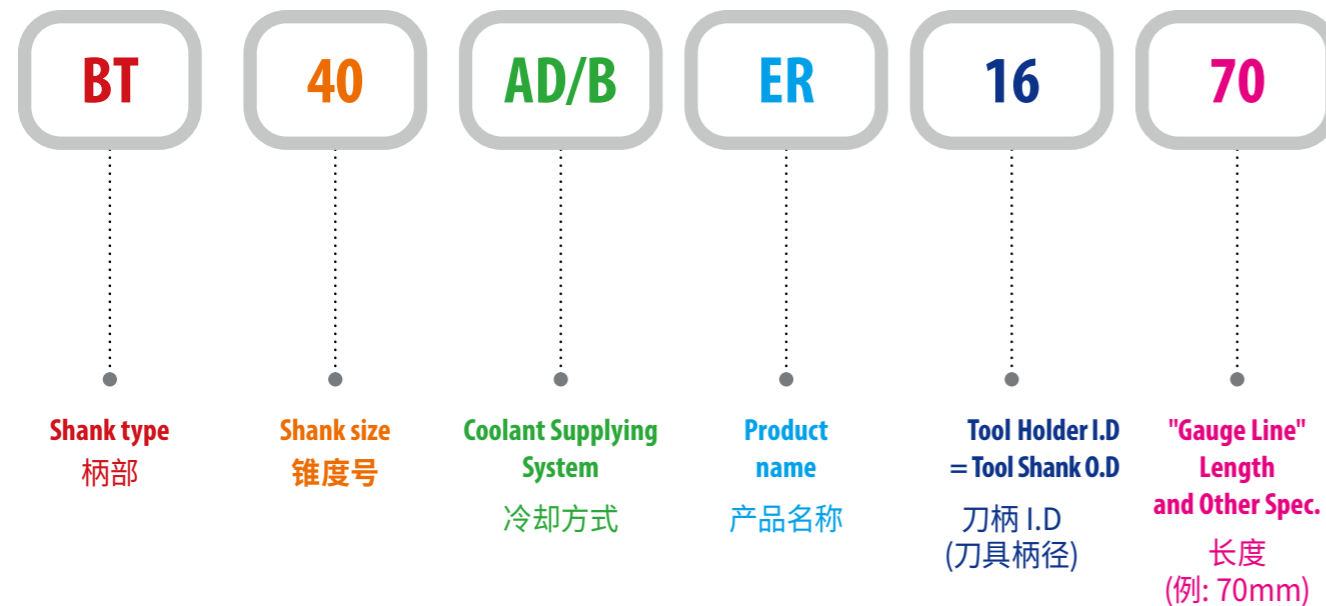
* HIGHER BALANCING GRADE PRODUCT COULD BE SUPPLIED UPON CUSTOMER'S REQUEST.

* 可以按照客户要求生产更高动平衡等级的产品

MODEL NUMBERING SYSTEM & SURFACE FINISH

[规格标记说明及表面处理]

Model Numbering System 产品编号说明



Surface Finish 表面处理



YG-1 TOOLING SYSTEM

HYDRAULIC CHUCK


液压刀柄



DIN 69871-SK
DIN 69893/ISO 12164-1-HSK
CBT (BT DUAL CONTACT)
JIS B6339/MAS 403-BT
HYDRAULIC CHUCK (FOR GRINDER)
HYDRAULIC CHUCK SET
ACCESSORY


High precision T.I.R.:

≤ 0.003mm (Without Reduction Sleeve)
 高精度: 跳动公差(T.I.R)0.003mm以下



• Less than 0.003mm T.I.R =>
 Suitable for High-Speed precision machining
 跳动公差(T.I.R)0.003mm → 实现高速精密加工

Flexible use of cutting tools by using of reduction sleeves
 适用多种规格的刀具



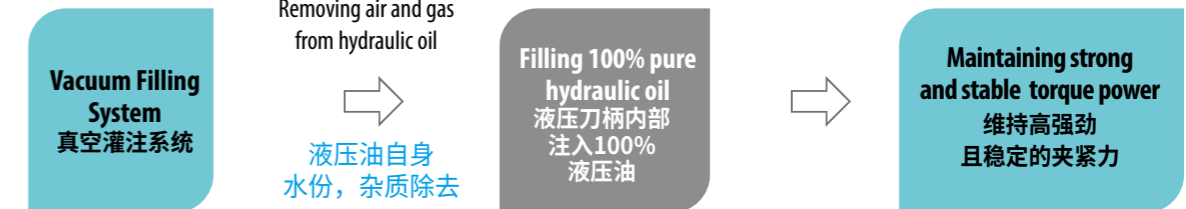
Strong Torque Power 强劲的夹紧力

Hydraulic Chuck 液压刀柄 I.D.(mm)	Tool Shank 刀具柄径 O.D.(mm)	Applicable 适用 RPM	Minimum Clamping Depth 最低夹紧深度 (mm)		Min. Torque Power 最低夹紧力 (Nm)	
			Slim 细长型	Power E Hydro 强力加紧型	Slim 细长型	Power E Hydro 强力加紧型
6	6	40,000	27		16	
8	8	40,000	27		23	
10	10	40,000	32		45	
12	12	40,000	37	41	90	110
14	14	40,000	37		110	
16	16	40,000	42		185	
18	18	40,000	42		240	
20	20	40,000	42	48	330	520
25	25	25,000	48		400	
32	32	25,000	55	57	650	900

• Tool Holder I.D Tolerance : H6
 刀柄 ID 公差 : H6

• Operating Temperature : 20~25°C
 加工温度 : 20~50 °C

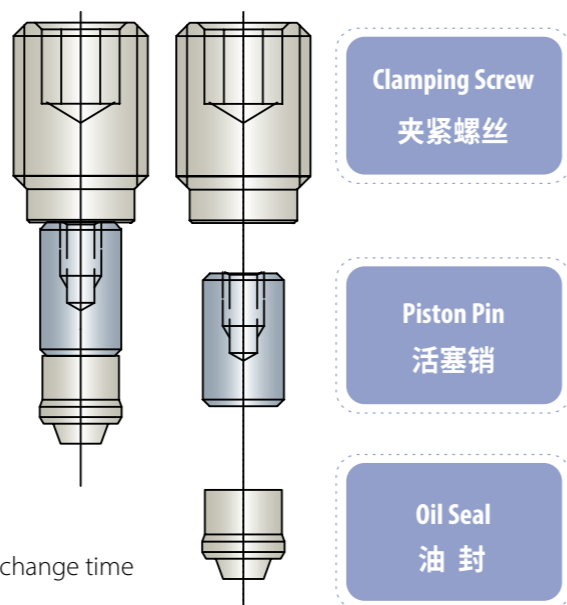
• Maximum pressure of coolant oil : 80bar
 切削油最大压力 : 80 bar



Easy Tool Change 便于刀具更换

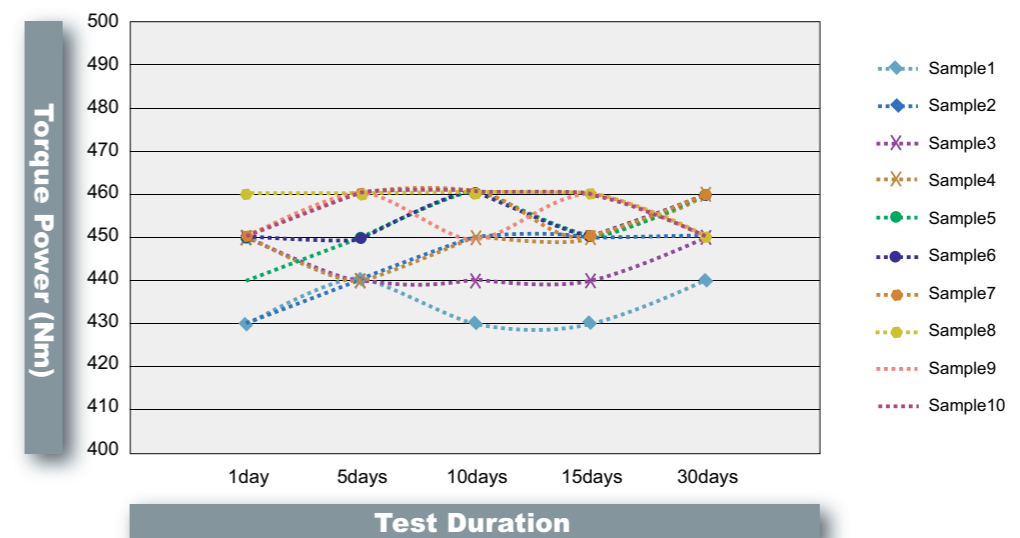


CLAMPING SCREW 夹紧螺丝



• Easy clamping and unclamping by use of T wrench => Reducing tool change time
 T型扳手便于夹紧, 松开 → 便捷的刀具更换可节约时间

Test of Torque Power and Hydraulic Oil Leakage 夹紧力及液压油泄漏检测



• Test Model : BT40AD/B-HC20-90 检测型号 : BT40AD/B-HC20-90

• No oil leakage for long period => Maintaining stable torque power 长期无泄漏 → 维持稳定的夹紧力

HYDRAULIC CHUCK (液压刀柄)

Radial tool length pre-setting type 长度调节型

- Easy to adjust pre-setting length of cutting tool (Saving time to pre-set cutting tool to one fifth compared with conventional Hydraulic Chuck)
- Precise adjustment of cutting tool length
- Designed to separate tool length adjustment screw from clamping screw

- 安装刀具时，便于调节长度 (相对一般液压刀柄，节省一半以上的时间)
- 以微米 (Micron=um) 单位，调节刀具长度
- 采用长度调节螺丝和夹紧螺丝分离设计。



Adjustable range of cutting tool length : 0~10mm
刀具长度调节范围 : 0~10 mm

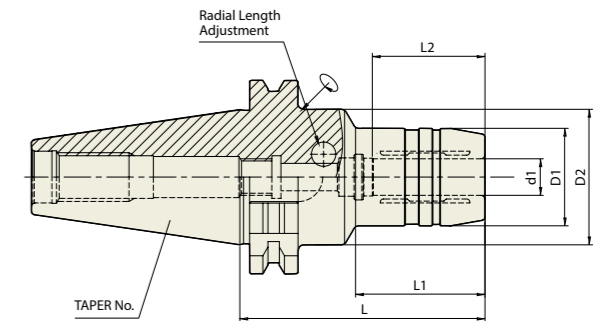
APPLICATION 应用

Milling 铣削	High-Speed Cutting 高速切削	Fine Drilling 精细钻孔
Reaming 铰削	Tapping & Thread Milling 攻丝	Chamfering 倒角

HYDRAULIC CHUCK (Radial Tool Length Pre-Setting Type)

DIN 69871-SK

液压刀柄 (长度调节型)



Collet, Refer to page 43-46
变径套，请参阅43-46页

Unit (单位) : mm

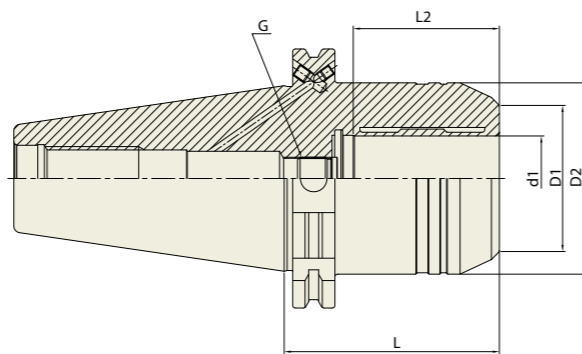
TAPER No. 锥度号	MODEL No. 型号	EDP No.	d1	D1	D2	L	L1	L2	WEIGHT 重量(Kg)
30	SK30AD/B-HCR12-85	P2770001	12	32	44.5	85	40	37	0.90
	SK30AD/B-HCR20-85	P2770003	20	44	-	85	-	42	1.00
40	SK40AD/B-HCR12-80.5	P2554018	12	32	49.5	80.5	31.5	37	1.50
	SK40AD/B-HCR20-80.5	P2554019	20	42	49.5	80.5	34	42	1.60
	SK40AD/B-HCR32-110	P2770004	32	63	80	110	50	55	2.20
50	SK50AD/B-HCR12-80.5	P2770005	12	32	49.5	80.5	35	37	3.90
	SK50AD/B-HCR20-80.5	P2770006	20	42	44.5	80.5	44	42	4.00
	SK50AD/B-HCR32-100	P2770002	32	60	-	100	-	55	4.70

► CAT(ANSI B5.50) taper and Inch type products are available.
CAT(ANSI B5.50)锥柄及英制产品可供选择

HYDRAULIC CHUCK (Power E Hydro)

DIN 69871-SK

液压刀柄 (Power E Hydro)



Collet, Refer to page 43-46
变径套, 请参阅43-46页

Unit (单位) : mm

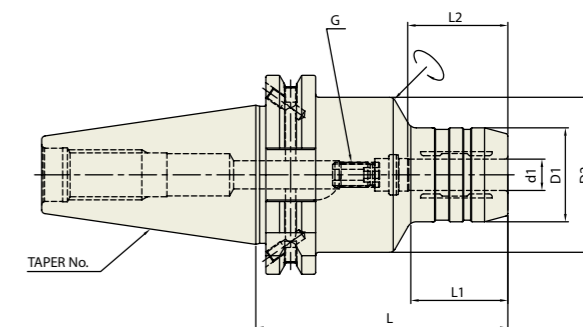
TAPER No. 锥度号	MODEL No. 型号	EDP No.	d1	D1	D2	L	L2	G	WEIGHT 重量(Kg)
40	SK40AD/B-HC12P-50	P2776651P	12	32	42	50	41	M8x1.0	1.00
	SK40AD/B-HC20P-64.5	P2534001P	20	38	49.5	64.5	48	M8x1.0	1.20
50	SK50AD/B-HC20P-64.5	P2756010P	20	38	49.5	64.5	48	M8x1.0	2.80
	SK50AD/B-HC32P-81	P2534002P	32	58.5	72	81	57	M8x1.0	3.90

► CAT(ANSI B5.50) taper and Inch type products are available.
CAT(ANSI B5.50)锥柄及英制产品可供选择

HYDRAULIC CHUCK (SLIM)

DIN 69871-SK

液压刀柄 (细长型)



Collet, Refer to page 43-46
变径套, 请参阅43-46页

Unit (单位) : mm

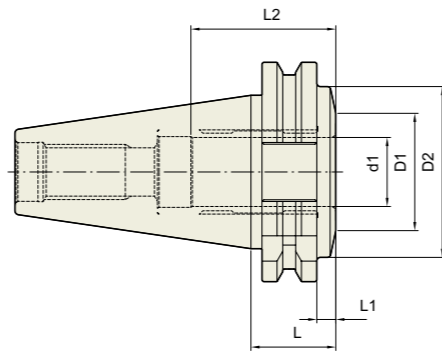
TAPER No. 锥度号	MODEL No. 型号	EDP No.	d1	D1	D2	L	L1	L2	G	WEIGHT 重量(Kg)	
30	SK30AD/B-HC6-70	P2770101	6	26	45	70	20	27	M5x0.8	0.65	
	SK30AD/B-HC8-70	P2770110	8	28	45	70	20	27	M6x1.0	0.65	
	SK30AD/B-HC10-75	P2770102	10	30	45	75	21	32	M8x1.0	0.73	
	SK30AD/B-HC12-85	P2770111	12	32	45	85	40	37	M10x1.0	0.80	
	SK30AD/B-HC14-85	P2770112	14	34	45	85	22	37	M10x1.0	0.80	
	SK30AD/B-HC16-90	P2770113	16	38	45	90	50	42	M6x1.0	0.90	
	SK30AD/B-HC18-90	P2770114	18	40	45	90	50	42	M10x1.0	0.90	
	SK30AD/B-HC20-90	P2770115	20	42	45	90	50	42	M6x1.0	0.90	
	40	SK40AD/B-HC6-80.5	P2554017	6	26	49.5	80.5	30	27	M5x0.8	1.31
		SK40AD/B-HC6-110	P2554016	6	26	49.5	110	29.5	27	M5x0.8	1.76
SK40AD/B-HC8-80.5		P2554025	8	28	49.5	80.5	30	27	M6x1.0	1.34	
SK40AD/B-HC8-110		P2770117	8	28	49.5	110	30	27	M6x1.0	1.76	
SK40AD/B-HC10-80.5		P2554004	10	30	49.5	80.5	31	32	M8x1.0	1.34	
SK40AD/B-HC10-110		P2554009	10	30	49.5	110	31	32	M8x1.0	1.76	
SK40AD/B-HC12-80.5		P2554011	12	32	49.5	80.5	31.5	37	M10x1.0	1.34	
SK40AD/B-HC12-110		P2554010	12	32	49.5	110	31.5	37	M10x1.0	1.76	
SK40AD/B-HC16-80.5		P2554013	16	38	49.5	80.5	33	42	M12x1.0	1.34	
SK40AD/B-HC16-110		P2554012	16	38	49.5	110	33	42	M12x1.0	1.76	
SK40AD/B-HC20-80.5		P2554015	20	42	49.5	80.5	34	42	M16x1.0	1.35	
SK40AD/B-HC20-110		P2554014	20	42	49.5	110	34	42	M16x1.0	1.78	
SK40AD/B-HC25-80.5		P2770103	25	55	66	80.5	22	48	M16x1.0	1.75	
SK40AD/B-HC32-110		P2770126	32	63	80	80.5	25.5	55	M16x1.0	2.60	
50	SK50AD/B-HC6-80.5	P2770104	6	26	49.5	80.5	30	27	M5x0.8	3.00	
	SK50AD/B-HC8-80.5	P2770116	8	28	49.5	80.5	30	27	M6x1.0	3.00	
	SK50AD/B-HC10-80.5	P2770106	10	30	49.5	80.5	32	32	M8x1.0	3.00	
	SK50AD/B-HC12-80.5	P2770118	12	32	49.5	80.5	35	37	M10x1.0	3.05	
	SK50AD/B-HC16-80.5	P2770108	16	38	49.5	80.5	40	42	M12x1.0	3.10	
SK50AD/B-HC20-80.5	P2770119	20	42	49.5	80.5	40	42	M16x1.0	3.15		

► CAT(ANSI B5.50) taper and Inch type products are available.
CAT(ANSI B5.50)锥柄及英制产品可供选择

HYDRAULIC CHUCK (ULTRA SHORT)

DIN 69871-SK

液压刀柄 (超短型)



Collet, Refer to page 43-46
变径套, 请参阅43-46页

Unit (单位) : mm

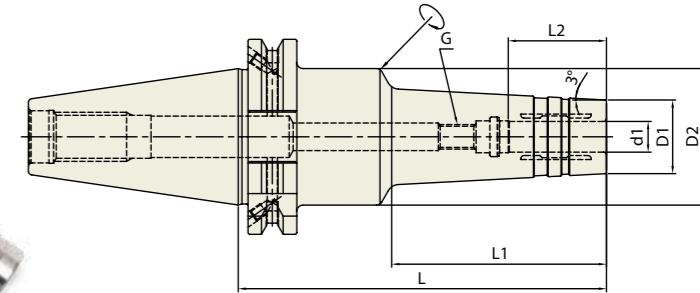
TAPER No. 锥度号	MODEL No. 型号	EDP No.	d1	D1	D2	L	L1	L2	G	WEIGHT 重量(Kg)
40	SK40-HC20-24.6	P2770120	20	34	49.5	24.6	5.5	42	-	0.81
50	SK50-HC32-30.9	P2770121	32	44.5	70.5	30.9	11.85	55	-	2.63

► CAT(ANSI B5.50) taper and Inch type products are available.
CAT(ANSI B5.50)锥柄及英制产品可供选择

HYDRAULIC CHUCK (For MOLD and DIE)

DIN 69871-SK

液压刀柄 (模具型)



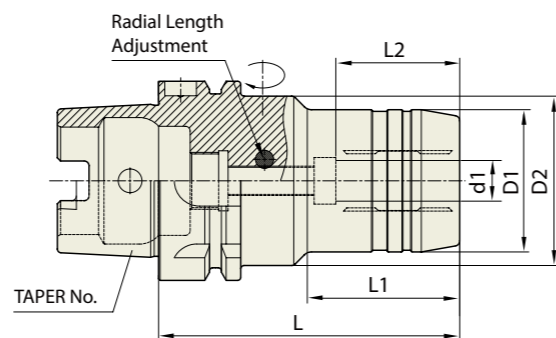
Collet, Refer to page 43-46
变径套, 请参阅43-46页

Unit (单位) : mm

TAPER No. 锥度号	MODEL No. 型号	EDP No.	d1	D1	D2	L	L1	L2	G	WEIGHT 重量(Kg)
40	SK40AD/B-HMC6-120	P2770701	6	20	49.5	120	70	27	M5×0.8	1.40
	SK40AD/B-HMC6-150	P2770702	6	20	49.5	150	100	27	M5×0.8	1.65
	SK40AD/B-HMC8-120	P2770703	8	22	49.5	120	70	27	M6×1.0	1.40
	SK40AD/B-HMC8-150	P2770704	8	22	49.5	150	100	27	M6×1.0	1.65
	SK40AD/B-HMC10-120	P2770705	10	24	44.5	120	70	32	M8×1.0	1.40
	SK40AD/B-HMC10-150	P2770706	10	24	44.5	150	100	32	M8×1.0	1.65
	SK40AD/B-HMC12-120	P2770707	12	25	44.5	120	70	37	M10×1.0	1.40
	SK40AD/B-HMC12-150	P2770708	12	25	44.5	150	100	37	M10×1.0	1.65
	SK40AD/B-HMC16-120	P2770709	16	32	49.5	120	70	42	M12×1.0	1.45
	SK40AD/B-HMC16-150	P2770710	16	32	49.5	150	100	42	M12×1.0	1.70
50	SK40AD/B-HMC20-120	P2770711	20	34	49.5	120	70	42	M16×1.0	1.50
	SK40AD/B-HMC20-150	P2770712	20	34	49.5	150	100	42	M16×1.0	1.70
	SK50AD/B-HMC6-150	P2770713	6	20	44.5	150	100	27	M5×0.8	4.50
	SK50AD/B-HMC8-150	P2770714	8	22	44.5	150	100	27	M6×1.0	4.50
	SK50AD/B-HMC10-150	P2770715	10	24	44.5	150	100	32	M8×1.0	4.50
	SK50AD/B-HMC12-150	P2770716	12	25	44.5	150	100	37	M10×1.0	4.50
	SK50AD/B-HMC16-150	P2770717	16	32	44.5	150	100	42	M12×1.0	4.70
	SK50AD/B-HMC20-150	P2770718	20	34	44.5	150	100	42	M16×1.0	5.00

► CAT(ANSI B5.50) taper and Inch type products are available.
CAT(ANSI B5.50)锥柄及英制产品可供选择

HYDRAULIC CHUCK (Radial Tool Length Pre-Setting Type) **DIN 69893/ ISO 12164-1-HSK FORM A**
液压刀柄 (长度调节型)

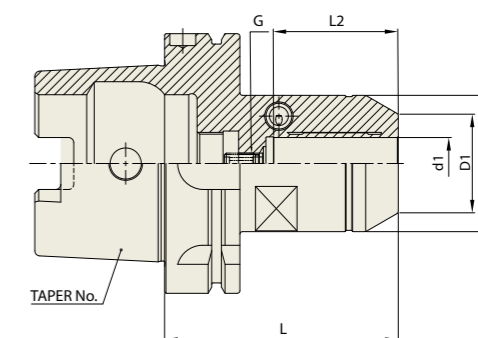


Collet, Refer to page 43-46
 变径套, 请参阅43-46页

Unit (单位) : mm

TAPER No. 锥度号	MODEL No. 型号	EDP No.	d1	D1	D2	L	L1	L2	WEIGHT 重量(Kg)
40A	HSK40A-HCR6-80	P2770210	6	26	34	80	36	27	0.55
	HSK40A-HCR8-80	P2770211	8	28	34	80	36	27	0.55
	HSK40A-HCR10-85	P2770212	10	30	34	85	43	32	0.65
	HSK40A-HCR12-90	P2770213	12	32	34	90	48	37	0.70
50A	HSK50A-HCR6-80	P2770214	6	26	40	80	35	27	0.70
	HSK50A-HCR8-80	P2770215	8	28	40	80	36	27	0.70
	HSK50A-HCR10-85	P2770216	10	30	40	85	38	32	0.73
	HSK50A-HCR12-90	P2770217	12	32	40	90	40	37	0.80
	HSK50A-HCR14-90	P2770218	14	34	40	90	40	37	0.80
	HSK50A-HCR16-95	P2770219	16	38	53	95	36.5	42	1.00
63A	HSK50A-HCR18-95	P2770220	18	40	57	95	36.5	42	1.00
	HSK50A-HCR20-100	P2770221	20	42	60	100	39	42	1.10
	HSK63A-HCR6-80	P2770205	6	26	50	80	33	27	0.96
	HSK63A-HCR8-80	P2770206	8	28	50	80	33	27	0.98
	HSK63A-HCR10-85	P2770207	10	30	50	85	38	32	1.04
	HSK63A-HCR12-90	P2567011	12	32	50	90	40	37	1.06
	HSK63A-HCR14-90	P2770202	14	34	50	90	46	37	1.08
	HSK63A-HCR16-95	P2770209	16	38	50	95	51	42	1.18
	HSK63A-HCR18-95	P2770203	18	40	50	95	52	42	1.20
	HSK63A-HCR20-100	P2567012	20	42	50	100	51	42	1.22
100A	HSK63A-HCR25-120	P2770204	25	57	63	120	54.5	48	2.20
	HSK63A-HCR32-125	P2770201	32	64	75	125	57.5	55	2.60
	HSK100A-HCR6-85	P2770222	6	26	63	85	33	27	3.60
	HSK100A-HCR8-85	P2770223	8	28	63	85	33	27	3.60
	HSK100A-HCR10-90	P2770224	10	30	63	90	36	32	3.80
	HSK100A-HCR12-95	P2770225	12	32	63	95	40	37	3.80
	HSK100A-HCR14-95	P2770226	14	34	63	95	41	37	3.80
	HSK100A-HCR16-100	P2770227	16	38	63	100	46	42	3.90
	HSK100A-HCR18-100	P2770228	18	40	63	100	46	42	3.90
	HSK100A-HCR20-105	P2770229	20	42	75	105	51	42	4.20
100A	HSK100A-HCR25-115	P2770230	25	57	75	115	55.5	48	4.40
	HSK100A-HCR32-120	P2770231	32	64	75	120	63.5	55	4.60

HYDRAULIC CHUCK (POWER E HYDRO) **DIN 69893/ ISO 12164-1-HSK FORM A**
液压刀柄 (强力夹紧型)



Collet, Refer to page 43-46
 变径套, 请参阅43-46页

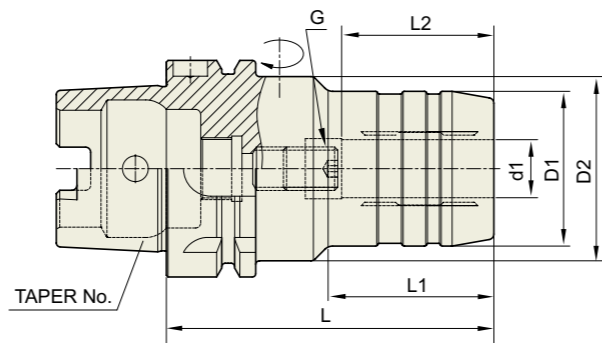
Unit (单位) : mm

TAPER No. 锥度号	MODEL No. 型号	EDP No.	d1	D1	D2	L	L2	G	WEIGHT 重量(Kg)
63A	HSK63A-HC12P-80	P2770302P	12	32	42	80	41	M8x1.0	1.20
	HSK63A-HC20P-80	P2770301P	20	38	52.5	80	48	M8x1.0	1.30
100A	HSK100A-HC20P-90	P2770303P	20	38	52.5	90	48	M8x1.0	2.80
	HSK100A-HC32P-100	P2770304P	32	58.5	72	100	57	M8x1.0	3.70

HYDRAULIC CHUCK (SLIM)

液压刀柄 (细长型)

**DIN 69893/
ISO 12164-1-HSK FORM A**



Collet, Refer to page 43-46
变径套, 请参阅43-46页

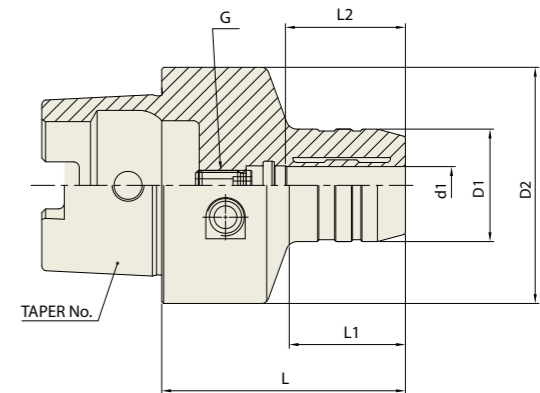
Unit (单位) : mm

TAPER No. 锥度号	MODEL No. 型号	EDP No.	d1	D1	D2	L	L1	L2	G	WEIGHT 重量(Kg)
32A	HSK32A-HC6-80	P2770413	6	26	40	80	29	27	M5x0.8	0.30
	HSK32A-HC8-80	P2770414	8	28	40	80	29	27	M6x1.0	0.30
	HSK32A-HC10-85	P2770415	10	30	40	85	35	32	M6x1.0	0.30
	HSK32A-HC12-90	P2770416	12	32	40	90	40	37	M6x1.0	0.30
40A	HSK40A-HC6-70	P2770401	6	26	34	70	36	27	M5x0.8	0.50
	HSK40A-HC8-70	P2770402	8	28	34	70	36	27	M6x1.0	0.50
	HSK40A-HC10-75	P2770403	10	30	34	75	42	32	M6x1.0	0.60
	HSK40A-HC12-80	P2770417	12	32	34	80	48	37	M6x1.0	0.65
50A	HSK50A-HC6-70	P2770404	6	26	40	70	28	27	M5x0.8	0.65
	HSK50A-HC8-70	P2770405	8	28	40	70	28	27	M6x1.0	0.65
	HSK50A-HC10-75	P2770406	10	30	40	75	34	32	M8x1.0	0.70
	HSK50A-HC12-85	P2770407	12	32	40	85	44	37	M10x1.0	0.75
	HSK50A-HC14-85	P2770408	14	34	40	85	43	37	M10x1.0	0.75
	HSK50A-HC16-90	P2770409	16	38	53	90	30	42	M12x1.0	0.90
63A	HSK63A-HC18-90	P2770418	18	40	57	90	30	42	M12x1.0	0.90
	HSK63A-HC20-90	P2770419	20	42	60	90	29	42	M16x1.0	1.00
	HSK63A-HC6-70	P2567001	6	26	50	70	24	27	M5x0.8	0.53
	HSK63A-HC8-70	P2567002	8	28	50	70	25	27	M6x1.0	0.55
80A	HSK63A-HC10-80	P2567003	10	30	50	80	35	32	M8x1.0	1.00
	HSK63A-HC12-85	P2567004	12	32	50	85	40	37	M10x1.0	1.03
	HSK63A-HC14-85	P2567005	14	34	50	85	40	37	M10x1.0	1.05
	HSK63A-HC16-90	P2567006	16	38	50	90	46	42	M12x1.0	1.15
	HSK63A-HC18-90	P2567007	18	40	50	90	47	42	M12x1.0	1.15
	HSK63A-HC20-90	P2567008	20	42	50	90	48	42	M16x1.0	1.20
	HSK63A-HC25-120	P2567009	25	57	63	120	59	48	M16x1.0	2.20
	HSK63A-HC32-125	P2567010	32	64	75	125	63	55	M16x1.0	2.40
100A	HSK80A-HC12-85	P2770462	12	32	50	85	40	37	M10x1.0	1.60
	HSK80A-HC20-95	P2770463	20	42	50	95	52	42	M16x1.0	1.80
	HSK80A-HC32-125	P2770464	32	64	75	125	63	55	M16x1.0	3.30
	HSK100A-HC6-75	P2770420	6	26	50	75	26	27	M5x0.8	3.20
100A	HSK100A-HC8-75	P2770421	8	28	50	75	26	27	M6x1.0	3.20
	HSK100A-HC10-90	P2770422	10	30	50	90	42	32	M8x1.0	3.40
	HSK100A-HC12-95	P2770410	12	32	50	95	47	37	M10x1.0	3.40
	HSK100A-HC14-95	P2770423	14	34	50	95	47	37	M10x1.0	3.40
	HSK100A-HC16-100	P2770411	16	38	50	100	53	42	M12x1.0	3.50
	HSK100A-HC18-100	P2770424	18	40	50	100	53	42	M12x1.0	3.60
	HSK100A-HC20-105	P2757010	20	42	50	105	59	42	M16x1.0	4.00
	HSK100A-HC25-110	P2770412	25	57	63	110	62	48	M16x1.0	4.20
HSK100A-HC32-110	P2757020	32	64	75	110	62	55	M16x1.0	4.30	

HYDRAULIC CHUCK (SLIM)

液压刀柄 (细长型)

**DIN 69893/
ISO 12164-1-HSK FORM C**



Collet, Refer to page 43-46
变径套, 请参阅43-46页

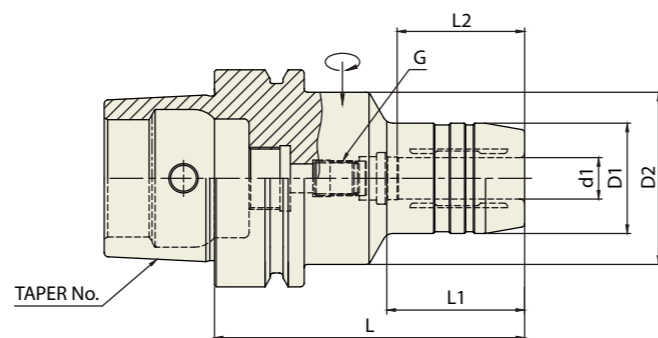
Unit (单位) : mm

TAPER No. 锥度号	MODEL No. 型号	EDP No.	d1	D1	D2	L	L1	L2	G	WEIGHT 重量(Kg)
32C	HSK32C-HC6-65	P2770425	6	26	32	65	30	27	M5x0.8	0.30
	HSK32C-HC8-70	P2770426	8	28	32	70	34	27	M6x1.0	0.30
	HSK32C-HC10-75	P2770427	10	30	32	75	39	32	M6x1.0	0.30
	HSK32C-HC12-80	P2770428	12	32	32	80	-	37	M6x1.0	0.30
40C	HSK40C-HC6-60	P2770429	6	26	40	60	36	27	M5x0.8	0.55
	HSK40C-HC8-60	P2770430	8	28	40	60	36	27	M6x1.0	0.55
	HSK40C-HC10-65	P2770431	10	30	40	65	41	32	M6x1.0	0.65
	HSK40C-HC12-70	P2770432	12	32	40	70	47	37	M6x1.0	0.70
50C	HSK50C-HC6-60	P2770433	6	26	50	60	30	27	M5x0.8	0.65
	HSK50C-HC8-60	P2770434	8	28	50	60	30	27	M6x1.0	0.65
	HSK50C-HC10-65	P2770435	10	30	50	65	35	32	M8x1.0	0.70
	HSK50C-HC12-75	P2770436	12	32	50	75	44	37	M10x1.0	0.75
	HSK50C-HC14-75	P2770437	14	34	50	75	46	37	M10x1.0	0.75
	HSK50C-HC16-80	P2770438	16	38	50	80	51	42	M12x1.0	0.90
	HSK50C-HC18-80	P2770439	18	40	50	80	51	42	M12x1.0	0.90
	HSK50C-HC20-80	P2770440	20	42	50	80	48	42	M16x1.0	1.00
63C	HSK63C-HC6-60	P2770441	6	26	63	60	25	27	M5x0.8	0.96
	HSK63C-HC8-60	P2770442	8	28	63	60	25	27	M6x1.0	0.98
	HSK63C-HC10-65	P2770443	10	30	63	65	31	32	M8x1.0	1.04
	HSK63C-HC12-75	P2770444	12	32	63	75	41	37	M10x1.0	1.06
	HSK63C-HC14-75	P2770445	14	34	63	75	40	37	M10x1.0	1.08
	HSK63C-HC16-80	P2770446	16	38	63	80	48	42	M12x1.0	1.18
	HSK63C-HC18-80	P2770447	18	40	63	80	47	42	M12x1.0	1.20
	HSK63C-HC20-80	P2770448	20	42	63	80	49	42	M16x1.0	1.22
	HSK63C-HC25-95	P2770449	25	57	63	95	63	48	M16x1.0	2.20
	HSK63C-HC32-100	P2770450	32	63	63	100	-	55	M16x1.0	2.60

HYDRAULIC CHUCK (SLIM)

DIN 69893/
ISO 12164-1-HSK FORM E & F

液压刀柄 (细长型)



Collet, Refer to page 43-46
变径套, 请参阅43-46页

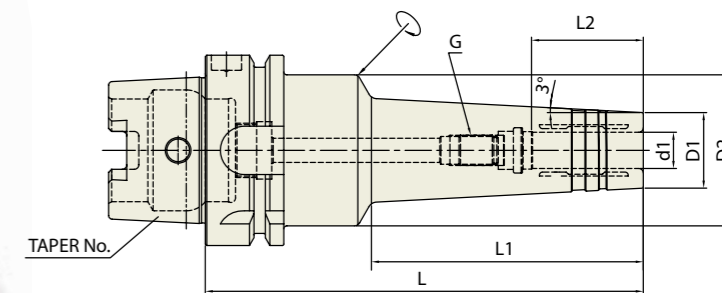
Unit (单位) : mm

TAPER No. 锥度号	MODEL No. 型号	EDP No.	d1	D1	D2	L	L1	L2	G	WEIGHT 重量(Kg)
40E	HSK40E-HC6-70	P2770451	6	26	34	70	36	27	M5x0.8	0.55
	HSK40E-HC8-70	P2770452	8	28	34	70	36	27	M6x1.0	0.55
	HSK40E-HC10-75	P2770453	10	30	34	75	42	32	M6x1.0	0.65
	HSK40E-HC12-80	P2770454	12	32	34	80	48	37	M6x1.0	0.70
50E	HSK50E-HC6-70	P2770455	6	26	40	70	28	27	M5x0.8	0.65
	HSK50E-HC8-70	P2770456	8	28	40	70	28	27	M6x1.0	0.65
	HSK50E-HC10-75	P2770457	10	30	40	75	34	32	M8x1.0	0.70
	HSK50E-HC12-85	P2770458	12	32	40	85	44	37	M10x1.0	0.75
	HSK50E-HC16-90	P2770459	16	38	53	90	30	42	M12x1.0	0.90
63F	HSK50E-HC20-90	P2770460	20	42	60	90	29	42	M16x1.0	1.00
	HSK63F-HC20-85	P2770461	20	42	50	85	46	42	M12x1.0	1.20

HYDRAULIC CHUCK (For MOLD and DIE)

DIN 69893/
ISO 12164-1-HSK FORM A

液压刀柄 (模具型)



Collet, Refer to page 43-46
变径套, 请参阅43-46页

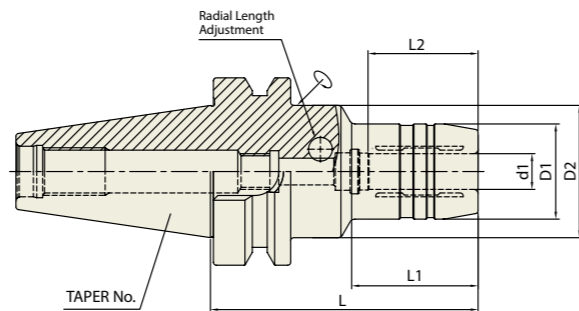
Unit (单位) : mm

TAPER No. 锥度号	MODEL No. 型号	EDP No.	d1	D1	D2	L	L1	L2	G	WEIGHT 重量(Kg)
63A	HSK63A-HMC6-145	P2770801	6	20	50	145	90	27	M5x0.8	1.40
	HSK63A-HMC8-145	P2770802	8	22	50	145	90	27	M6x1.0	1.40
	HSK63A-HMC10-145	P2770803	10	24	50	145	90	32	M8x1.0	1.40
	HSK63A-HMC12-145	P2770804	12	25	50	145	90	37	M10x1.0	1.40
	HSK63A-HMC16-145	P2770805	16	32	50	145	90	42	M12x1.0	1.45
	HSK63A-HMC20-145	P2770806	20	34	50	145	90	42	M16x1.0	1.50
100A	HSK100A-HMC6-150	P2770812	6	20	50	150	90	27	M5x0.8	4.50
	HSK100A-HMC8-150	P2770807	8	22	50	150	90	27	M6x1.0	4.50
	HSK100A-HMC10-150	P2770808	10	24	50	150	90	32	M8x1.0	4.50
	HSK100A-HMC12-150	P2770809	12	25	50	150	90	37	M10x1.0	4.50
	HSK100A-HMC16-150	P2770810	16	32	50	150	90	42	M12x1.0	4.70
	HSK100A-HMC20-150	P2770811	20	34	50	150	90	42	M16x1.0	5.00

HYDRAULIC CHUCK (Radial Tool Length Pre-Setting Type)

CBT
(BT DUAL CONTACT)

液压刀柄 (长度调节型)



Collet, Refer to page 43-46
变径套, 请参阅43-46页

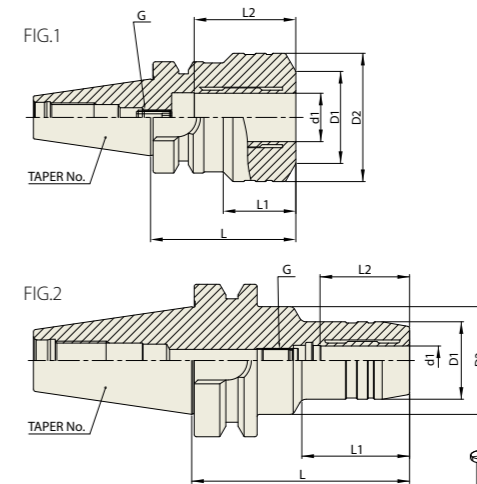
Unit (单位) : mm

TAPER No. 锥度号	MODEL No. 型号	EDP No.	d1	D1	D2	L	L1	L2	WEIGHT 重量(Kg)
30	CBT30-HCR12-85	P2770551	12	32	44.5	85	40	37	0.90
	CBT30-HCR20-85	P2770552	20	44	44	85	-	42	1.00
40	CBT40-HCR12-90	P2770553	12	32	44.5	90	42.5	37	1.50
	CBT40-HCR20-90	P2770554	20	42	44.5	90	47.5	42	1.60
	CBT40-HCR32-105	P2770555	32	60	60	105	-	55	2.20
50	CBT50-HCR12-95	P2770556	12	32	44.5	95	34	37	3.90
	CBT50-HCR20-100	P2770557	20	42	44.5	100	44	42	4.00
	CBT50-HCR32-115	P2770558	32	60	60	115	-	55	4.10

HYDRAULIC CHUCK (SLIM)

CBT
(BT DUAL CONTACT)

液压刀柄 (细长型)



Collet, Refer to page 43-46
变径套, 请参阅43-46页

Unit (单位) : mm

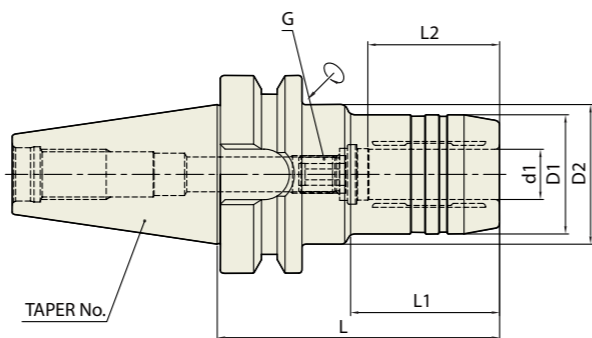
TAPER No. 锥度号	MODEL No. 型号	EDP No.	d1	D1	D2	L	L1	L2	G	FIG.	WEIGHT 重量(Kg)
30	CBT30-HC6-45	P2770559	6	46	46	45	-	27	M5x0.8	1	1.50
	CBT30-HC8-45	P2770560	8	46	46	45	-	27	M6x1.0	1	1.50
	CBT30-HC10-45	P2770561	10	46	46	45	-	32	M8x1.0	1	1.50
	CBT30-HC12-45	P2770562	12	46	46	45	-	37	M10x1.0	1	1.50
	CBT30-HC16-45	P2770563	16	46	46	45	-	42	M10x1.0	1	1.50
	CBT30-HC20-60	P2770564	20	53	53	60	-	42	M10x1.0	1	2.10
	CBT30-HC6-70	P2770503	6	26	44.5	70	29.5	27	M5x0.8	2	0.65
	CBT30-HC8-70	P2770504	8	28	44.5	70	30	27	M6x1.0	2	0.65
	CBT30-HC10-75	P2770505	10	30	44.5	75	31	32	M8x1.0	2	0.73
	CBT30-HC12-85	P2770506	12	32	45	85	45	37	M10x1.0	2	0.80
	CBT30-HC14-85	P2770507	14	34	45	85	45	37	M10x1.0	2	0.80
	CBT30-HC16-90	P2770508	16	38	45	90	50	42	M10x1.0	2	0.90
	CBT30-HC18-90	P2770509	18	40	45	90	50	42	M10x1.0	2	0.90
	CBT30-HC20-90	P2770510	20	42	45	90	50	42	M6x1.0	2	0.90
40	CBT40-HC6-90	P2770511	6	26	44.5	90	43	27	M5x0.8	2	1.30
	CBT40-HC8-90	P2770512	8	28	44.5	90	44.5	27	M6x1.0	2	1.30
	CBT40-HC10-90	P2770513	10	30	44.5	90	44.5	32	M8x1.0	2	1.35
	CBT40-HC12-90	P2770501	12	32	44.5	90	44.5	37	M10x1.0	2	1.35
	CBT40-HC14-90	P2770514	14	34	44.5	90	44.5	37	M10x1.0	2	1.35
	CBT40-HC16-90	P2770515	16	38	44.5	90	47.5	42	M12x1.0	2	1.40
	CBT40-HC18-90	P2770516	18	40	44.5	90	47.5	42	M12x1.0	2	1.45
	CBT40-HC20-90	P2770502	20	42	44.5	90	47.5	42	M16x1.0	2	1.50
	CBT40-HC25-100	P2770517	25	50	60	100	47.5	48	M16x1.0	2	1.70
	CBT40-HC32-105	P2770518	32	60	60	105	-	55	M16x1.0	2	2.10

▶ NEXT PAGE

HYDRAULIC CHUCK (SLIM)

液压刀柄 (细长型)

CBT
(BT DUAL CONTACT)



Collet, Refer to page 43-46
变径套, 请参阅43-46页

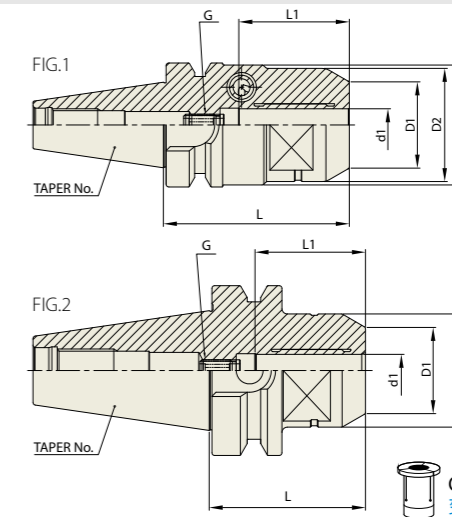
Unit (单位) : mm

TAPER No. 锥度号	MODEL No. 型号	EDP No.	d1	D1	D2	L	L1	L2	G	WEIGHT 重量(Kg)
50	CBT50-HC6-90	P2770519	6	26	44.5	90	34	27	M5×0.8	3.75
	CBT50-HC6-120	P2770520	6	26	44.5	120	34	27	M5×0.8	4.10
	CBT50-HC6-150	P2770521	6	26	44.5	150	34	27	M5×0.8	4.70
	CBT50-HC8-90	P2770522	8	28	44.5	90	34	27	M6×1.0	3.75
	CBT50-HC8-120	P2770523	8	28	44.5	120	34	27	M6×1.0	4.10
	CBT50-HC8-150	P2770524	8	28	44.5	150	34	27	M6×1.0	4.10
	CBT50-HC10-90	P2770525	10	30	44.5	90	34	32	M8×1.0	3.90
	CBT50-HC10-120	P2770526	10	30	44.5	120	34	32	M8×1.0	4.30
	CBT50-HC10-150	P2770527	10	30	44.5	150	34	32	M8×1.0	4.90
	CBT50-HC12-90	P2770528	12	32	44.5	90	34	37	M10×1.0	3.90
	CBT50-HC12-120	P2770529	12	32	44.5	120	34	37	M10×1.0	4.30
	CBT50-HC12-150	P2770530	12	32	44.5	150	34	37	M10×1.0	4.90
	CBT50-HC14-90	P2770531	14	34	44.5	90	34	37	M10×1.0	3.90
	CBT50-HC14-120	P2770532	14	34	44.5	120	34	37	M10×1.0	4.30
	CBT50-HC14-150	P2770533	14	34	44.5	150	34	37	M10×1.0	4.90
	CBT50-HC16-90	P2770534	16	38	44.5	90	34	42	M12×1.0	4.00
	CBT50-HC16-120	P2770535	16	38	44.5	120	34	42	M12×1.0	4.40
	CBT50-HC16-150	P2770536	16	38	44.5	150	34	42	M12×1.0	5.00
	CBT50-HC18-90	P2770537	18	40	44.5	90	34	42	M12×1.0	4.00
	CBT50-HC18-120	P2770538	18	40	44.5	120	34	42	M12×1.0	4.40
	CBT50-HC18-150	P2770539	18	40	44.5	150	34	42	M12×1.0	5.00
	CBT50-HC20-90	P2770540	20	42	44.5	90	34	42	M16×1.0	4.00
	CBT50-HC20-120	P2770541	20	42	44.5	120	34	42	M16×1.0	4.40
	CBT50-HC20-150	P2770542	20	42	44.5	150	34	42	M16×1.0	5.00
CBT50-HC25-105	P2770543	25	57	63	105	52	48	M16×1.0	4.40	
CBT50-HC25-150	P2770544	25	57	63	150	97	48	M16×1.0	5.60	
CBT50-HC32-115	P2770545	32	64	75	115	62	55	M16×1.0	4.70	
CBT50-HC32-150	P2770546	32	64	75	150	97	55	M16×1.0	6.00	

HYDRAULIC CHUCK (Power E Hydro)

液压刀柄 (Power E Hydro)

CBT
(BT DUAL CONTACT)



Collet, Refer to page 43-46
变径套, 请参阅43-46页

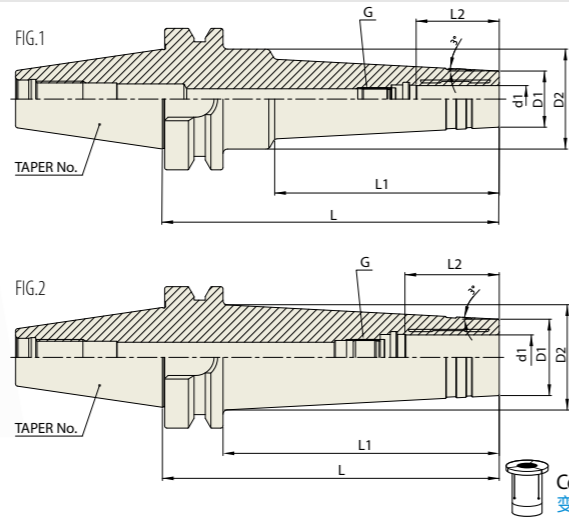
Unit (单位) : mm

TAPER No. 锥度号	MODEL No. 型号	EDP No.	d1	D1	D2	D3	L	L2	G	FIG.	WEIGHT 重量(Kg)
30	CBT30-HC12P-69	P2776606P	12	32	42	44.5	69	41	M8×1.0	1	0.80
	CBT30-HC20P-90	P2776607P	20	38	42	44.5	90	48	M8×1.0	1	0.90
40	CBT40-HC12P-58	P2776608P	12	32	42	-	58	41	M8×1.0	2	1.10
	CBT40-HC20P-72.5	P2776609P	20	38	49.25	-	72.5	48	M8×1.0	2	1.40

HYDRAULIC CHUCK (For MOLD and DIE)

液压刀柄 (模具型)

CBT (BT DUAL CONTACT)



Collet, Refer to page 43-46
变径套, 请参阅43-46页

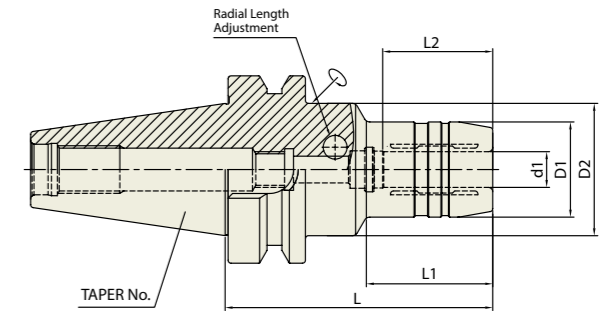
Unit (单位) : mm

TAPER No. 锥度号	MODEL No. 型号	EDP No.	d1	D1	D2	L	L1	L2	G	FIG.	WEIGHT 重量(Kg)
40	CBT40-HMC6-120	P2770921	6	20	44.5	120	70	27	M5×0.8	1	1.40
	CBT40-HMC6-150	P2770922	6	20	44.5	150	100	27	M5×0.8	1	1.65
	CBT40-HMC8-120	P2770923	8	22	44.5	120	70	27	M6×1.0	1	1.40
	CBT40-HMC8-150	P2770924	8	22	44.5	150	100	27	M6×1.0	1	1.65
	CBT40-HMC10-120	P2770925	10	24	44.5	120	70	32	M8×1.0	1	1.40
	CBT40-HMC10-150	P2770926	10	24	44.5	150	100	32	M8×1.0	1	1.65
	CBT40-HMC12-120	P2770927	12	25	44.5	120	70	37	M10×1.0	1	1.40
	CBT40-HMC12-150	P2770928	12	25	44.5	150	100	37	M10×1.0	1	1.65
	CBT40-HMC16-120	P2770929	16	32	44.5	120	70	42	M12×1.0	1	1.45
	CBT40-HMC16-150	P2770930	16	32	44.5	150	100	42	M12×1.0	1	1.70
	CBT40-HMC20-120	P2770931	20	34	43.8	120	93	42	M16×1.0	2	1.50
	CBT40-HMC20-150	P2770932	20	34	46.9	150	123	42	M16×1.0	2	1.80
50	CBT50-HMC6-150	P2770933	6	20	50	150	90	27	M5×0.8	1	4.70
	CBT50-HMC8-150	P2770934	8	22	50	150	90	27	M6×1.0	1	4.70
	CBT50-HMC10-150	P2770935	10	24	50	150	90	32	M8×1.0	1	4.70
	CBT50-HMC12-150	P2770936	12	25	50	150	90	37	M10×1.0	1	4.70
	CBT50-HMC16-150	P2770937	16	32	50	150	90	42	M12×1.0	1	4.90
	CBT50-HMC20-150	P2770938	20	34	50	150	90	42	M16×1.0	1	5.00

HYDRAULIC CHUCK (Radial Tool Length Pre-Setting Type)

液压刀柄 (长度调节型)

**JIS B6339/
MAS 403-BT**



Collet, Refer to page 43-46
变径套, 请参阅43-46页

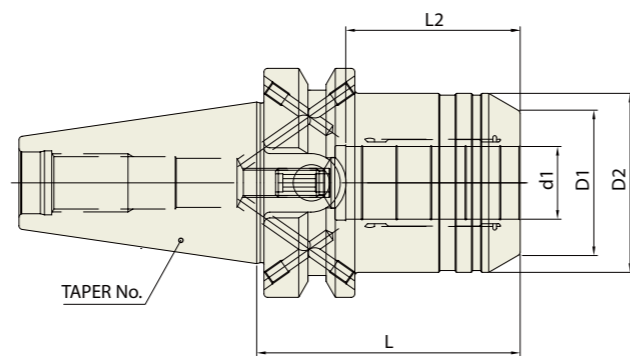
Unit (单位) : mm

TAPER No. 锥度号	MODEL No. 型号	EDP No.	d1	D1	D2	L	L1	L2	WEIGHT 重量(Kg)
30	BT30AD/B-HCR12-85	P2777102	12	32	44.5	85	40	37	0.90
	BT30AD/B-HCR20-85	P2777103	20	44	44	85	-	42	1.00
40	BT40AD/B-HCR12-90	P2777104	12	32	44.5	90	42.5	37	1.50
	BT40AD/B-HCR20-90	P2554008	20	42	44.5	90	47.5	42	1.60
50	BT40AD/B-HCR32-105	P2777105	32	60	60	105	-	55	2.20
	BT50AD/B-HCR12-95	P2777106A	12	32	44.5	95	34	37	3.90
	BT50AD/B-HCR20-100	P2777101	20	42	44.5	100	44	42	4.00
	BT50AD/B-HCR32-115	P2777107	32	60	60	115	-	55	4.10

► CAT(ANSI B5.50) taper and Inch type products are available.
CAT(ANSI B5.50)锥柄及英制产品可供选择

HYDRAULIC CHUCK (Power E Hydro)
液压刀柄 (Power E Hydro)

JIS B6339/
MAS 403-BT



Collet, Refer to page 43-46
变径套, 请参阅43-46页

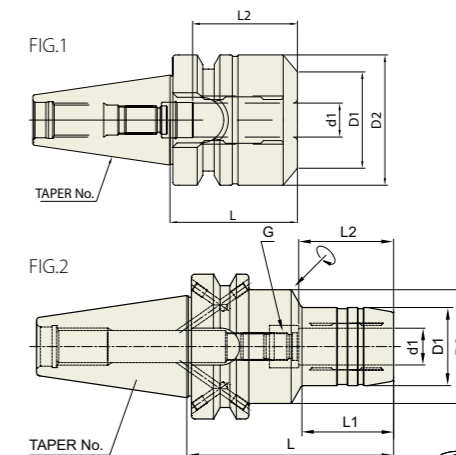
Unit (单位) : mm

TAPER No. 锥度号	MODEL No. 型号	EDP No.	d1	D1	D2	L	L2	G	WEIGHT 重量(Kg)
30	BT30AD/B-HC12P-69	P2776610P	12	32	42	69	41	M8x1.0	0.80
	BT30AD/B-HC20P-90	P2776611P	20	38	42	90	48	M8x1.0	0.90
40	BT40AD/B-HC12P-58	P2776601P	12	32	42	58	41	M8x1.0	1.10
	BT40AD/B-HC20P-72.5	P2554001P	20	38	49.25	72.5	48	M8x1.0	1.40
50	BT50AD/B-HC20P-83.5	P2755010P	20	38	49.25	83.5	48	M8x1.0	3.90
	BT50AD/B-HC32P-90	P2558001P	32	58.5	72	90	57	M8x1.0	4.60

▶ CAT(ANSI B5.50) taper and Inch type products are available.
CAT(ANSI B5.50)锥柄及英制产品可供选择

HYDRAULIC CHUCK (SLIM)
液压刀柄 (细长型)

JIS B6339/
MAS 403-BT



Collet, Refer to page 43-46
变径套, 请参阅43-46页

Unit (单位) : mm

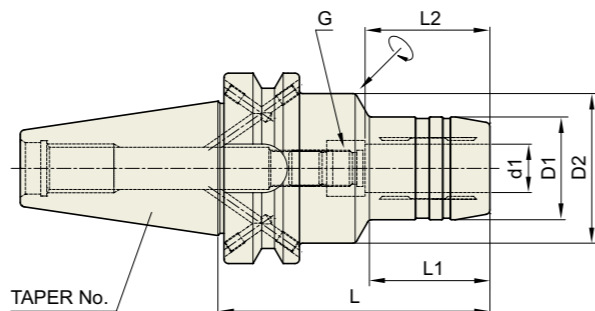
TAPER No. 锥度号	MODEL No. 型号	EDP No.	d1	D1	D2	L	L1	L2	G	FIG.	WEIGHT 重量(Kg)
30	BT30-HC6-45	P2770643A	6	46	46	45	-	27	M5x0.8	1	1.50
	BT30-HC8-45	P2770644A	8	46	46	45	-	27	M6x1.0	1	1.50
	BT30-HC10-45	P2770645A	10	46	46	45	-	32	M8x1.0	1	1.50
	BT30-HC12-45	P2770646A	12	46	46	45	-	37	M10x1.0	1	1.50
	BT30-HC16-45	P2770647A	16	46	46	45	-	42	M10x1.0	1	1.50
	BT30-HC20-60	P2770648A	20	53	53	60	-	42	M10x1.0	1	2.10
	BT30-HC6-70	P2770604A	6	26	44.5	70	29.5	27	M5x0.8	2	0.65
	BT30-HC8-70	P2770605A	8	28	44.5	70	30	27	M6x1.0	2	0.65
	BT30-HC10-75	P2770606A	10	30	44.5	75	31	32	M8x1.0	2	0.73
	BT30-HC12-85	P2770607A	12	32	45	85	45	37	M10x1.0	2	0.80
	BT30-HC14-85	P2770608A	14	34	45	85	45	37	M10x1.0	2	0.80
	BT30-HC16-90	P2770601A	16	38	45	90	50	42	M10x1.0	2	0.90
	BT30-HC18-90	P2770609A	18	40	45	90	50	42	M10x1.0	2	0.90
	BT30-HC20-90	P2770602A	20	42	45	90	50	42	M6x1.0	2	0.90
	40	BT40AD/B-HC6-90	P2554003	6	26	44.5	90	43	27	M5x0.8	2
BT40AD/B-HC8-90		P2554021	8	28	44.5	90	44.5	27	M6x1.0	2	1.30
BT40AD/B-HC10-90		P2554005	10	30	44.5	90	44.5	32	M8x1.0	2	1.35
BT40AD/B-HC12-90		P2554002	12	32	44.5	90	44.5	37	M10x1.0	2	1.35
BT40AD/B-HC14-90		P2770610	14	34	44.5	90	44.5	37	M10x1.0	2	1.35
BT40AD/B-HC16-90		P2554006	16	38	44.5	90	47.5	42	M12x1.0	2	1.40
BT40AD/B-HC18-90		P2770611	18	40	44.5	90	47.5	42	M12x1.0	2	1.45
BT40AD/B-HC20-90		P2554007	20	42	44.5	90	47.5	42	M16x1.0	2	1.50
BT40AD/B-HC25-100		P2770641	25	50	60	100	47.5	48	M16x1.0	2	1.70
BT40AD/B-HC32-105		P2770612	32	60	-	105	-	55	M16x1.0	2	2.10

▶ CAT(ANSI B5.50) taper and Inch type products are available.
CAT(ANSI B5.50)锥柄及英制产品可供选择

HYDRAULIC CHUCK (SLIM)

液压刀柄 (细长型)

JIS B6339/
MAS 403-BT



Collet, Refer to page 43-46
变径套, 请参阅43-46页

Unit (单位) : mm

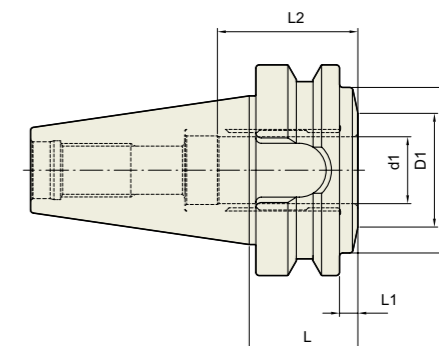
TAPER No. 锥度号	MODEL No. 型号	EDP No.	d1	D1	D2	L	L1	L2	G	WEIGHT 重量(Kg)
50	BT50AD/B-HC6-90	P2770613	6	26	44.5	90	34	27	M5×0.8	3.75
	BT50AD/B-HC6-120	P2770614	6	26	44.5	120	34	27	M5×0.8	4.10
	BT50AD/B-HC6-150	P2770615	6	26	44.5	150	34	27	M5×0.8	4.70
	BT50AD/B-HC8-90	P2770616	8	28	44.5	90	34	27	M6×1.0	3.75
	BT50AD/B-HC8-120	P2770617	8	28	44.5	120	34	27	M6×1.0	4.10
	BT50AD/B-HC8-150	P2770618	8	28	44.5	150	34	27	M6×1.0	4.10
	BT50AD/B-HC10-90	P2770619	10	30	44.5	90	34	32	M8×1.0	3.90
	BT50AD/B-HC10-120	P2770620	10	30	44.5	120	34	32	M8×1.0	4.30
	BT50AD/B-HC10-150	P2770621	10	30	44.5	150	34	32	M8×1.0	4.90
	BT50AD/B-HC12-90	P2770622	12	32	44.5	90	34	37	M10×1.0	3.90
	BT50AD/B-HC12-120	P2770623	12	32	44.5	120	34	37	M10×1.0	4.30
	BT50AD/B-HC12-150	P2770624	12	32	44.5	150	34	37	M10×1.0	4.90
	BT50AD/B-HC14-90	P2770625	14	34	44.5	90	34	37	M10×1.0	3.90
	BT50AD/B-HC14-120	P2770626	14	34	44.5	120	34	37	M10×1.0	4.30
	BT50AD/B-HC14-150	P2770627	14	34	44.5	150	34	37	M10×1.0	4.90
	BT50AD/B-HC16-90	P2770628	16	38	44.5	90	34	42	M12×1.0	4.00
	BT50AD/B-HC16-120	P2770629	16	38	44.5	120	34	42	M12×1.0	4.40
	BT50AD/B-HC16-150	P2770630	16	38	44.5	150	34	42	M12×1.0	5.00
	BT50AD/B-HC18-90	P2770631	18	40	44.5	90	34	42	M12×1.0	4.00
	BT50AD/B-HC18-120	P2770632	18	40	44.5	120	34	42	M12×1.0	4.40
BT50AD/B-HC18-150	P2770633	18	40	44.5	150	34	42	M12×1.0	5.00	
BT50AD/B-HC20-90	P2770634	20	42	44.5	90	34	42	M16×1.0	4.00	
BT50AD/B-HC20-120	P2770635	20	42	44.5	120	34	42	M16×1.0	4.40	
BT50AD/B-HC20-150	P2770636	20	42	44.5	150	34	42	M16×1.0	5.00	
BT50AD/B-HC25-105	P2770637	25	57	63	105	52	48	M16×1.0	4.40	
BT50AD/B-HC25-150	P2770638	25	57	63	150	97	48	M16×1.0	5.60	
BT50AD/B-HC32-115	P2770639	32	64	75	115	62	55	M16×1.0	4.70	
BT50AD/B-HC32-150	P2770640	32	64	75	150	97	55	M16×1.0	6.00	

► CAT(ANSI B5.50) taper and Inch type products are available.
CAT(ANSI B5.50)锥柄及英制产品可供选择

HYDRAULIC CHUCK (ULTRA SHORT)

液压刀柄 (超短型)

JIS B6339/
MAS 403-BT



Collet, Refer to page 43-46
变径套, 请参阅43-46页

Unit (单位) : mm

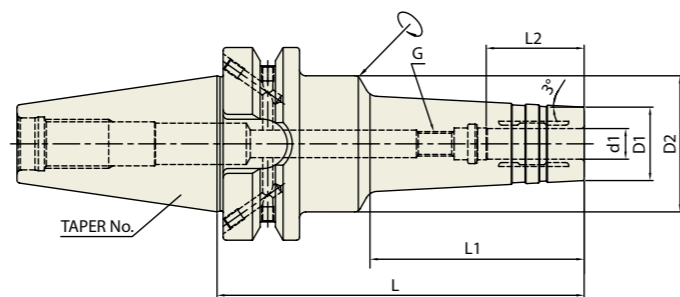
TAPER No. 锥度号	MODEL No. 型号	EDP No.	d1	D1	D2	L	L1	L2	G	WEIGHT 重量(Kg)
40	BT40-HC20-32.5	P2770642	20	34	49.5	32.5	5.5	42	-	0.99
50	BT50-HC32-50	P2770650	32	49	70.5	50	12	55	-	3.73

► CAT(ANSI B5.50) taper and Inch type products are available.
CAT(ANSI B5.50)锥柄及英制产品可供选择

HYDRAULIC CHUCK (For MOLD and DIE)

液压刀柄 (模具型)

JIS B6339/
MAS 403-BT



Collet, Refer to page 43-46
变径套, 请参阅43-46页

Unit (单位) : mm

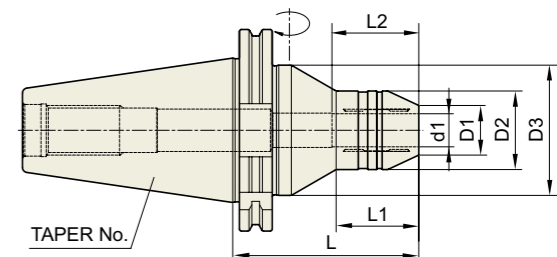
TAPER No. 锥度号	MODEL No. 型号	EDP No.	d1	D1	D2	L	L1	L2	G	WEIGHT 重量(Kg)
40	BT40AD/B-HMC6-120	P2770903	6	20	44.5	120	70	27	M5×0.8	1.40
	BT40AD/B-HMC6-150	P2770904	6	20	44.5	150	100	27	M5×0.8	1.65
	BT40AD/B-HMC8-120	P2770905	8	22	44.5	120	70	27	M6×1.0	1.40
	BT40AD/B-HMC8-150	P2770906	8	22	44.5	150	100	27	M6×1.0	1.65
	BT40AD/B-HMC10-120	P2770907	10	24	44.5	120	70	32	M8×1.0	1.40
	BT40AD/B-HMC10-150	P2770908	10	24	44.5	150	100	32	M8×1.0	1.65
	BT40AD/B-HMC12-120	P2770901	12	25	44.5	120	70	37	M10×1.0	1.40
	BT40AD/B-HMC12-150	P2770909	12	25	44.5	150	100	37	M10×1.0	1.65
	BT40AD/B-HMC16-120	P2770910	16	32	44.5	120	70	42	M12×1.0	1.45
	BT40AD/B-HMC16-150	P2770911	16	32	44.5	150	100	42	M12×1.0	1.70
	BT40AD/B-HMC20-120	P2770902	20	34	43.8	120	93	42	M16×1.0	1.50
	BT40AD/B-HMC20-150	P2770912	20	34	46.9	150	123	42	M16×1.0	1.80
50	BT50AD/B-HMC6-150	P2770913	6	20	50	150	90	27	M5×0.8	4.70
	BT50AD/B-HMC8-150	P2770914	8	22	50	150	90	27	M6×1.0	4.70
	BT50AD/B-HMC10-150	P2770915	10	24	50	150	90	32	M8×1.0	4.70
	BT50AD/B-HMC12-150	P2770916	12	25	50	150	90	37	M10×1.0	4.70
	BT50AD/B-HMC16-150	P2770917	16	32	50	150	90	42	M12×1.0	4.90
	BT50AD/B-HMC20-150	P2770918	20	34	50	150	90	42	M16×1.0	5.00

▶ CAT(ANSI B5.50) taper and Inch type products are available.
CAT(ANSI B5.50)锥柄及英制产品可供选择

HYDRAULIC CHUCK (For GRINDER)

液压刀柄 (研磨机专用)

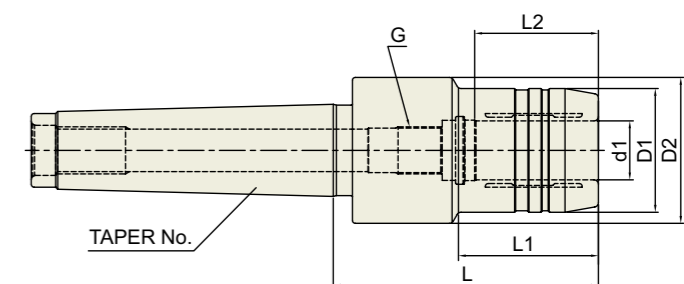
DIN 69871-SK



Unit (单位) : mm

TAPER No. 锥度号	MODEL No. 型号	EDP No.	d1	D1	D2	D3	L	L1	L2	WEIGHT 重量(Kg)
50	SK50-HC6G-90	P2770951	6	14	30	63	90	30	27	3.00
	SK50-HC8G-90	P2770952	8	16	30	63	90	30	27	3.00
	SK50-HC10G-90	P2770953	10	18	30	63	90	30	32	3.00
	SK50-HC12G-90	P2770954	12	21	33	63	90	35	37	3.05
	SK50-HC14G-90	P2770955	14	22	35	63	90	35	37	3.10
	SK50-HC16G-90	P2770956	16	24	38	63	90	40	42	3.10
	SK50-HC18G-90	P2770957	18	26	40	63	90	40	42	3.10
	SK50-HC20G-110	P2770958	20	29	42	63	110	40	42	3.30
	SK50-HC25G-110	P2770959	25	34	50	70	110	45	48	3.60
	SK50-HC32G-110	P2770960	32	42	56	80	110	50	55	4.20

DIN 228-MTB



Unit (单位) : mm

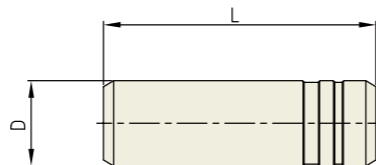
TAPER No. 锥度号	MODEL No. 型号	EDP No.	d1	D1	D2	L	L1	L2	G	WEIGHT 重量(Kg)
4	MTB4-HC20-90	P2770961	20	42	49.5	90	47.5	42	M16×1.0	1.30
	MTB4-HC32-90	P2770962	32	72	72	90	-	55	-	1.40
5	MTB5-HC20-90	P2770963	20	42	49.5	90	47.5	42	M16×1.0	2.20
	MTB5-HC32-90	P2770964	32	72	72	90	-	55	-	2.40

HYDRAULIC CHUCK SET
液压刀柄套装



MODEL No. 型号	HYDRAULIC CHUCK 液压刀柄	EDP No.	REDUCTION SLEEVE	WRENCH 扳手
HCSS40-20	SK40AD/B-HC20P-64.5	P2770971	HK20-6.8.10.12.16 (5pcs)	φ5mm
HCSB40-20	BT40AD/B-HC20P-72.5	P2770972	HK20-6.8.10.12.16 (5pcs)	φ5mm
HCSH40-20	HSK63A-HC20P-80	P2770973	HK20-6.8.10.12.16 (5pcs)	φ5mm

TEST PIECE
测试棒



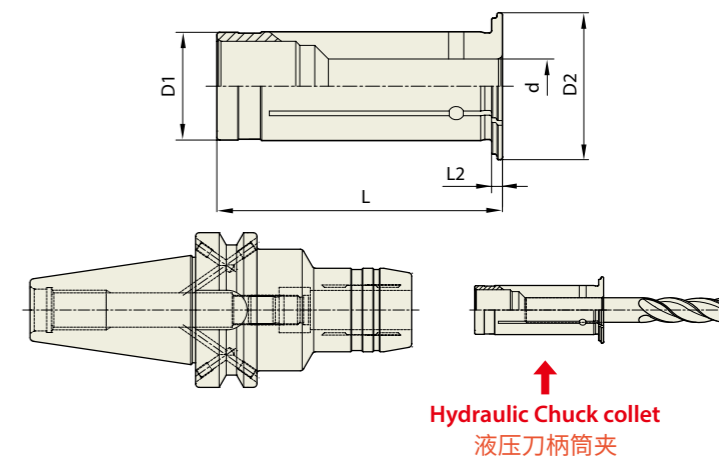
TECHNICAL DATA

DESCRIPTIONS	EDP No.	D	L
TP6	P2801201	6	70
TP8	P2801202	8	70
TP10	P2801203	10	80
TP12	P2801204	12	80
TP14	P2801205	14	80
TP16	P2801206	16	90
TP18	P2801207	18	90
TP20	P2801208	20	100
TP25	P2801209	25	100
TP32	P2801210	32	100

POWER E HYDRO

DESCRIPTIONS	EDP No.	D	L
TP12P	P2801211	12	80
TP20P	P2801212	20	100
TP32P	P2801213	32	100

HYDRAULIC CHUCK COLLET (Reduction Sleeve : Open Type)
液压变径套 (开放型)



MODEL No. 型号	EDP No.	d	D1	D2	L	L2	
HK12	3	P2569022	3	12	19	47	2
	4	P2569023	4	12	19	47	2
	5	P2569024	5	12	19	47	2
	6	P2569025	6	12	19	47	2
	7	P2771001	7	12	19	47	2
	8	P2569026	8	12	19	47	2
HK20	3	P2569001	3	20	27	52.5	2
	4	P2569002	4	20	27	52.5	2
	5	P2569003	5	20	27	52.5	2
	6	P2569004	6	20	27	52.5	2
	7	P2771002	7	20	27	52.5	2
	8	P2569005	8	20	27	52.5	2
	9	P2771003	9	20	27	52.5	2
	10	P2569006	10	20	27	52.5	2
	11	P2771004	11	20	27	52.5	2
	12	P2569007	12	20	27	52.5	2
HK32	6	P2569010	6	32	39	63.5	3
	8	P2569011	8	32	39	63.5	3
	10	P2569012	10	32	39	63.5	3
	12	P2569013	12	32	39	63.5	3
	14	P2569014	14	32	39	63.5	3
	16	P2569015	16	32	39	63.5	3
	18	P2569016	18	32	39	63.5	3
	20	P2569017	20	32	39	63.5	3
	25	P2569018	25	32	39	63.5	3

▶ Inch type products are available.
 英制产品可供选

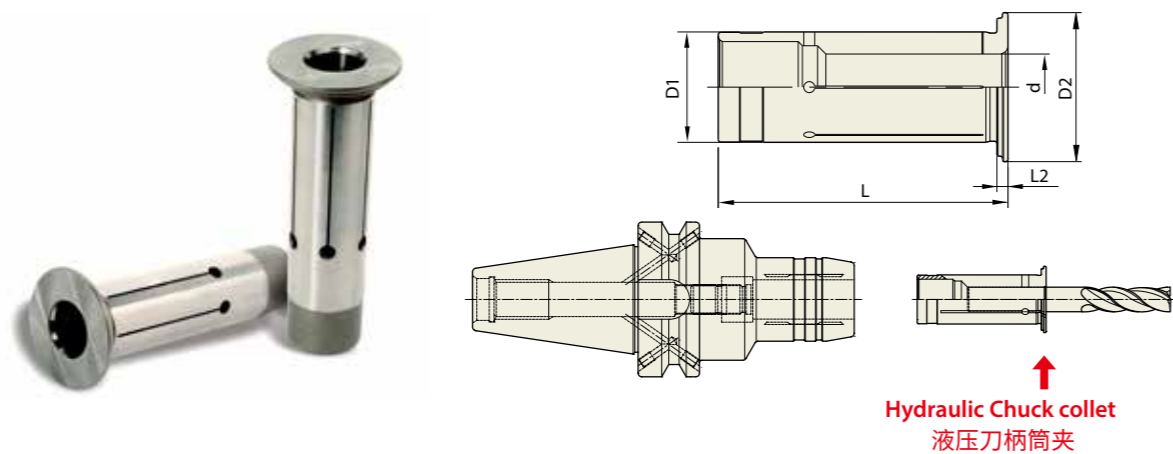
▶ Other special sizes of Hydraulic Chuck collets could be produced and supplied.
 可生产及供应非标准尺寸的液压刀柄

Feature 特征 HK Hydraulic Chuck collet (reduction sleeve) is cut into trisection by high precision cutting to guarantee precise I.D and strong clamping power.
 HK液压刀柄筒夹(变径套)采用高精度线切割加工保证精度及强劲的夹紧力

Chucking Method 夹持方法 Please assemble cutting tool with collet firstly, and then insert collet into Hydraulic Chuck.
 装夹刀具时, 请先用夹头装配刀具, 然后将夹头插入液压刀柄中

HYDRAULIC CHUCK COLLET (Reduction Sleeve : Closed Type)

液压变径套 (封闭型)



Unit (单位) : mm

MODEL No. 型号	EDP No.	d	D1	D2	L	L2		
HS12	3	P2771101	3	12	19	47	2	
	4	P2771102	4	12	19	47	2	
	5	P2771103	5	12	19	47	2	
	6	P2771104	6	12	19	47	2	
	7	P2771105	7	12	19	47	2	
	8	P2771106	8	12	19	47	2	
	HS20	3	P2771107	3	20	27	52.5	2
		4	P2771108	4	20	27	52.5	2
5		P2771109	5	20	27	52.5	2	
6		P2771110	6	20	27	52.5	2	
7		P2771111	7	20	27	52.5	2	
8		P2771112	8	20	27	52.5	2	
9		P2771113	9	20	27	52.5	2	
10		P2771114	10	20	27	52.5	2	
11		P2771115	11	20	27	52.5	2	
12		P2771116	12	20	27	52.5	2	
HS32	13	P2771117	13	20	27	52.5	2	
	14	P2771118	14	20	27	52.5	2	
	15	P2771119	15	20	27	52.5	2	
	16	P2771120	16	20	27	52.5	2	
	17	P2771130	17	20	27	52.5	2	
	6	P2771121	6	32	39	63.5	3	
	8	P2771122	8	32	39	63.5	3	
	10	P2771123	10	32	39	63.5	3	
	12	P2771124	12	32	39	63.5	3	
14	P2771125	14	32	39	63.5	3		
16	P2771126	16	32	39	63.5	3		
18	P2771127	18	32	39	63.5	3		
20	P2771128	20	32	39	63.5	3		
25	P2771129	25	32	39	63.5	3		

► Inch type products are available.

英制产品可供选

► Other special sizes of Hydraulic Chuck collets could be produced and supplied.

可生产及供应非标准尺寸的液压刀柄

**Feature
特征**

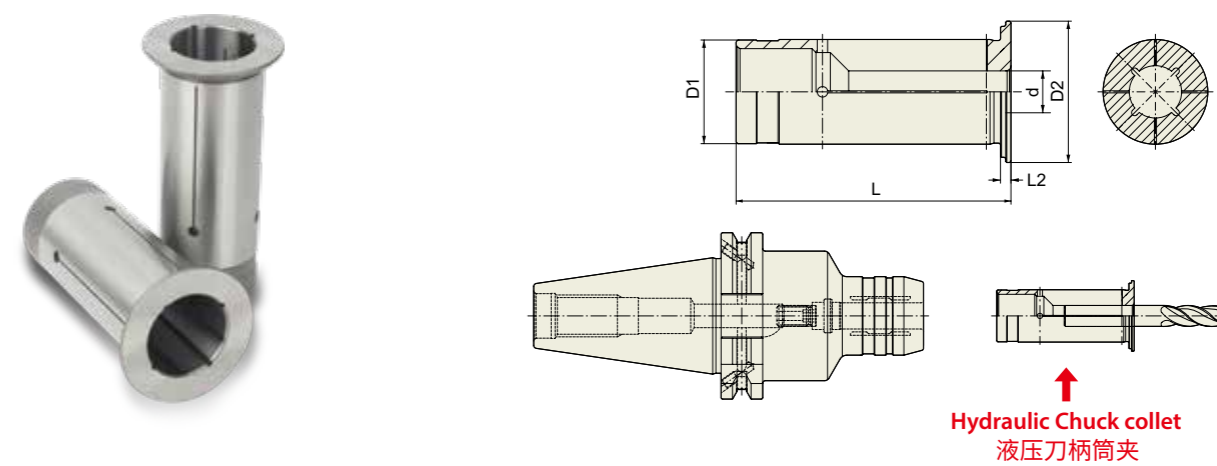
HS Hydraulic Chuck collet (reduction sleeve) is cut by high precision wire-cutting to guarantee precise I.D and strong clamping power.
HS 液压刀柄夹套(变径套)采用高精度线切割加工保证精度及强劲的夹紧力

**Chucking Method
夹持方法**

Please assemble cutting tool with collet firstly, and then insert collet into Hydraulic Chuck.
装夹刀具时, 请先用夹头装配刀具, 然后将夹头插入液压刀柄中

HYDRAULIC CHUCK COLLET (Reduction Sleeve : Coolant Flush Type)

液压变径套 (冷却冲洗型)



Unit (单位) : mm

MODEL No. 型号	EDP No.	d	D1	D2	L	L2		
HF12	3	P2771201	3	12	19	47	2	
	4	P2771202	4	12	19	47	2	
	5	P2771203	5	12	19	47	2	
	6	P2771204	6	12	19	47	2	
	7	P2771205	7	12	19	47	2	
	8	P2771206	8	12	19	47	2	
	HF20	3	P2771207	3	20	27	52.5	2
		4	P2771208	4	20	27	52.5	2
5		P2771209	5	20	27	52.5	2	
6		P2771210	6	20	27	52.5	2	
7		P2771211	7	20	27	52.5	2	
8		P2771212	8	20	27	52.5	2	
9		P2771213	9	20	27	52.5	2	
10		P2771214	10	20	27	52.5	2	
11		P2771215	11	20	27	52.5	2	
12		P2771216	12	20	27	52.5	2	
HF32	13	P2771217	13	20	27	52.5	2	
	14	P2771218	14	20	27	52.5	2	
	15	P2771219	15	20	27	52.5	2	
	16	P2771220	16	20	27	52.5	2	
	6	P2771221	6	32	39	63.5	3	
	8	P2771222	8	32	39	63.5	3	
	10	P2771223	10	32	39	63.5	3	
	12	P2771224	12	32	39	63.5	3	
	14	P2771225	14	32	39	63.5	3	
16	P2771226	16	32	39	63.5	3		
18	P2771227	18	32	39	63.5	3		
20	P2771228	20	32	39	63.5	3		
25	P2771229	25	32	39	63.5	3		

► Inch type products are available.

英制产品可供选

► Other special sizes of Hydraulic Chuck collets could be produced and supplied.

可生产及供应非标准尺寸的液压刀柄

**Feature
特征**

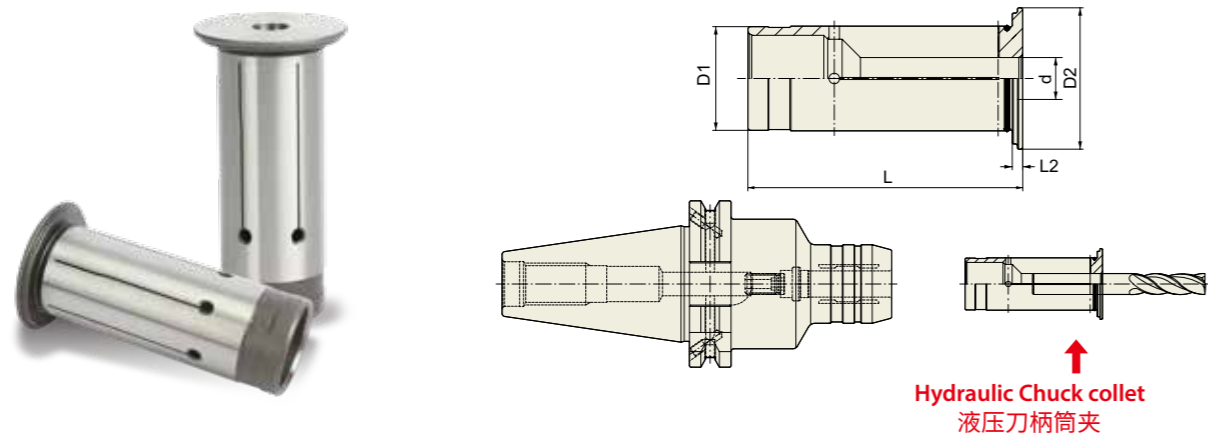
HF Hydraulic Chuck collet (reduction sleeve) is for internal coolant flush.
HF 液压刀柄筒夹(变径套)用于内部冷却

**Chucking Method
夹持方法**

Please assemble cutting tool with collet firstly, and then insert collet into Hydraulic Chuck.
装夹刀具时, 请先用夹头装配刀具, 然后将夹头插入液压刀柄中

HYDRAULIC CHUCK COLLET (Reduction Sleeve : for High Pressure Coolant)

液压变径套 (高压冷却型)



Unit (单位) : mm

MODEL No. 型号	EDP No.	d	D1	D2	L	L2		
HR12	3	P2777601	3	12	19	47	2	
	4	P2777602	4	12	19	47	2	
	5	P2777603	5	12	19	47	2	
	6	P2777604	6	12	19	47	2	
	7	P2777605	7	12	19	47	2	
	8	P2777606	8	12	19	47	2	
	HR20	3	P2777607	3	20	27	52.5	2
		4	P2777608	4	20	27	52.5	2
5		P2777609	5	20	27	52.5	2	
6		P2777610	6	20	27	52.5	2	
7		P2777611	7	20	27	52.5	2	
8		P2777612	8	20	27	52.5	2	
9		P2777613	9	20	27	52.5	2	
10		P2777614	10	20	27	52.5	2	
11		P2777615	11	20	27	52.5	2	
12		P2777616	12	20	27	52.5	2	
HR32	13	P2777617	13	20	27	52.5	2	
	14	P2777618	14	20	27	52.5	2	
	15	P2777619	15	20	27	52.5	2	
	16	P2777620	16	20	27	52.5	2	
	6	P2777621	6	32	39	63.5	3	
	8	P2777622	8	32	39	63.5	3	
	10	P2777623	10	32	39	63.5	3	
	12	P2777624	12	32	39	63.5	3	
	14	P2777625	14	32	39	63.5	3	
	16	P2777626	16	32	39	63.5	3	
	18	P2777627	18	32	39	63.5	3	
	20	P2777628	20	32	39	63.5	3	
25	P2777629	25	32	39	63.5	3		

► Inch type products are available.
 英制产品可供选
 ► Other special sizes of Hydraulic Chuck collets could be produced and supplied.
 可生产及供应非标准尺寸的液压刀柄

Feature 特征 HR Hydraulic Chuck collet (reduction sleeve) is for high pressure coolant supply.
 HR 液压刀柄筒夹(变径套)用于内部冷却

Chucking Method 夹持方法 Please assemble cutting tool with collet firstly, and then insert collet into Hydraulic Chuck.
 装夹刀具时, 请先用夹头装配刀具, 然后将夹头插入液压刀柄中



YG-1 TOOLING SYSTEM

SHRINK FIT HOLDER

热缩刀柄



DIN 69871-SK

DIN 69893/ISO 12164-1-HSK

CBT (BT DUAL CONTACT)

JIS B6339/MAS 403-BT

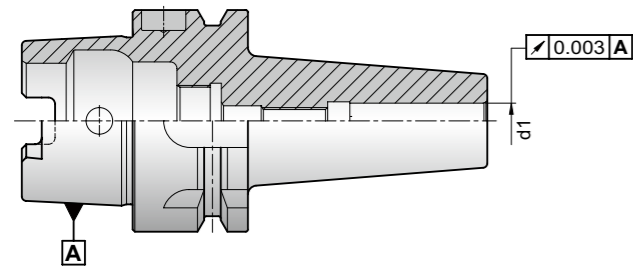
ISO 25

STRAIGHT (EXTENSION)

SHRINK FIT HEATING MACHINE

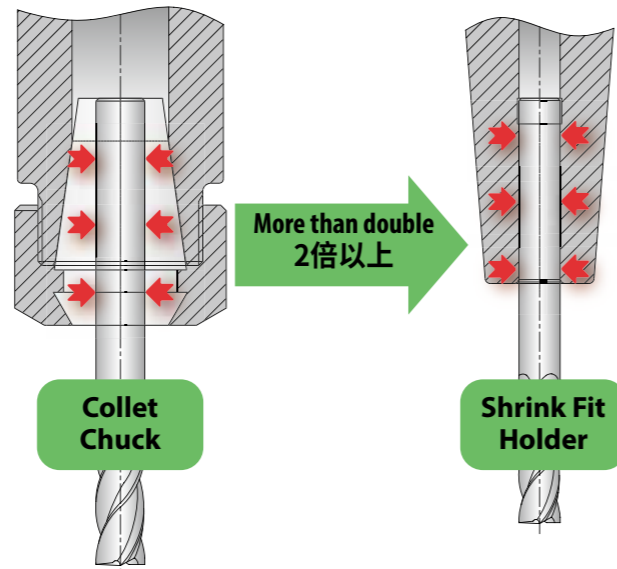
SHRINK FIT HOLDER (热缩刀柄)

High Precision I.D Run-out : $\leq 0.003\text{mm}$
 高精度跳动公差(T.I.R) $0.003\text{mm} \leq$ 以下



- Less than 0.003mm of Tool Holder accuracy at I.D
- 刀柄内径精密度达0.003mm以下
适用于高速精密加工

Strong and Consistent Torque Power
 超强及均匀的夹紧力

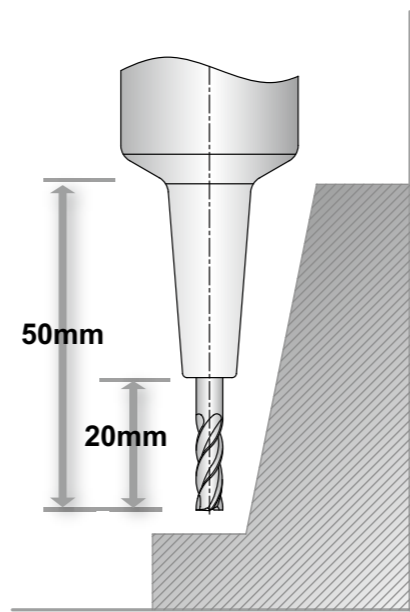
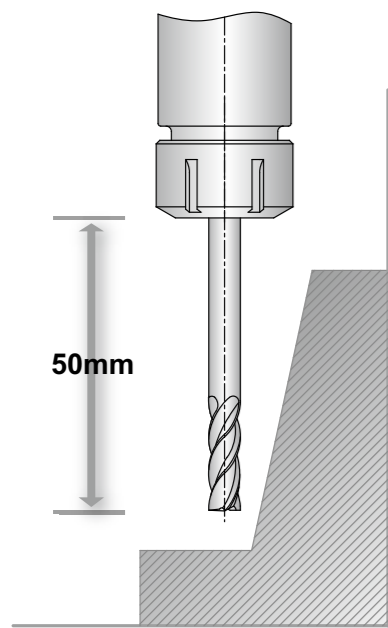


- Achieving strong torque power by integration of chuck and tool
- 刀柄和刀具一体化实现强劲的夹紧力

Deep hole Machining
 深孔加工

Collet Chuck
 ER刀柄

Shrink Fit Holder
 热缩式刀柄

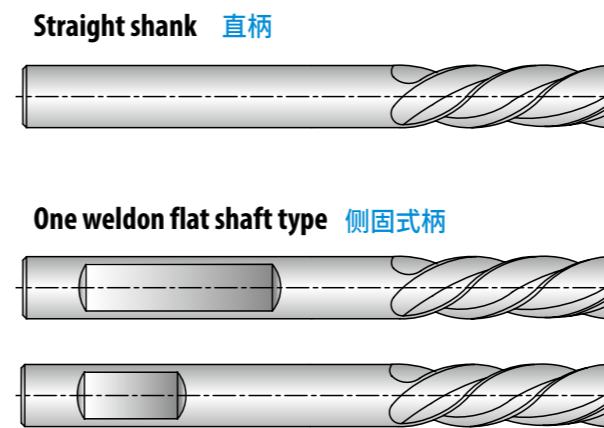


- Suitable for High-Speed precision deep hole machining
- 适合高速/精密深孔加工

SHRINK FIT HOLDER (热缩刀柄)

APPLICATION 应用		
Rough Milling 粗铣	Finish Milling 精铣	High-Speed Cutting 高速切削
Drilling 钻孔	Reaming 铰削	Countersinking 倒角

Shank Type of Cutting Tool
 适用刀具的柄部类型



Material of Cutting Tool
 适用刀具材质

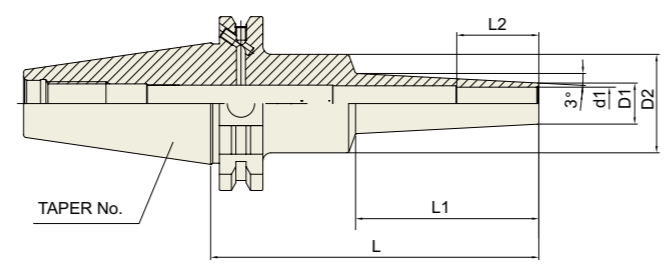
CARBIDE TOOL 硬质合金刀具	HSS TOOL 高速钢刀具
OK	NO

- One Weldon flat shaft type tool is usable, but there is a possibility that the I.D of shrink fit holder may be deformed.
- 可使用侧固式柄刀具但, 可能引起侧固槽内径变形.

SHRINK FIT HOLDER (EXTRA SLIM)

DIN 69871-SK

热缩刀柄 (超细型)



Unit (单位) : mm

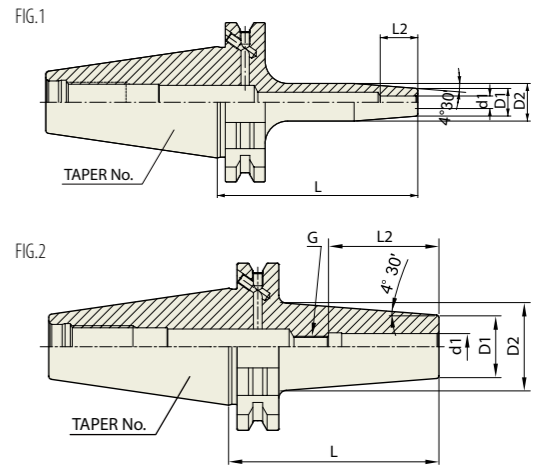
TAPER No. 锥度号	MODEL No. 型号	EDP No.	d1	D1	D2	L	L1	L2	WEIGHT 重量(Kg)
30	SK30-SFHS3-60	P2771332S	3	6	20	60	22	9	-
	SK30-SFHS3-80	P2771333S	3	6	20	80	42	9	-
	SK30-SFHS4-60	P2771334S	4	7	20	60	22	12	-
	SK30-SFHS4-80	P2771335S	4	7	20	80	42	12	-
	SK30-SFHS6-60	P2771336S	6	9	20	60	22	18	-
	SK30-SFHS6-80	P2771337S	6	9	20	80	42	18	-
40	SK40AD/B-SFHS3-95	P2771338S	3	6	26	95	42	9	0.89
	SK40AD/B-SFHS3-120	P2771339S	3	6	26	120	67	9	0.91
	SK40AD/B-SFHS4-95	P2771340S	4	7	26	95	42	12	0.90
	SK40AD/B-SFHS4-120	P2771341S	4	7	26	120	67	12	0.92
	SK40AD/B-SFHS6-95	P2771342S	6	9	26	95	42	18	0.90
	SK40AD/B-SFHS6-120	P2771343S	6	9	26	120	67	18	0.93
	SK40AD/B-SFHS8-95	P2771344S	8	11	36	95	42	24	0.90
	SK40AD/B-SFHS8-120	P2771345S	8	11	36	120	67	24	1.01
	SK40AD/B-SFHS10-95	P2771346S	10	13	36	95	42	30	0.91
	SK40AD/B-SFHS10-120	P2771347S	10	13	36	120	67	30	1.02
	SK40AD/B-SFHS12-95	P2771348S	12	15	36	95	42	30	0.99
	SK40AD/B-SFHS12-120	P2771349S	12	15	36	120	67	30	1.02
	SK50AD/B-SFHS3-110	P2771350S	3	6	26	110	42	9	2.77
	SK50AD/B-SFHS3-160	P2771351S	3	6	26	160	97	9	2.79
50	SK50AD/B-SFHS4-110	P2771352S	4	7	26	110	42	12	2.75
	SK50AD/B-SFHS4-160	P2771353S	4	7	26	160	97	12	2.80
	SK50AD/B-SFHS6-110	P2771354S	6	9	26	110	42	18	2.74
	SK50AD/B-SFHS6-160	P2771355S	6	9	26	160	97	18	2.85
	SK50AD/B-SFHS8-110	P2771356S	8	11	36	110	42	24	2.84
	SK50AD/B-SFHS8-160	P2771357S	8	11	36	160	97	24	2.92
	SK50AD/B-SFHS10-110	P2771358S	10	13	36	110	42	30	2.85
	SK50AD/B-SFHS10-160	P2771359S	10	13	36	160	97	30	2.93
	SK50AD/B-SFHS12-110	P2771360S	12	15	36	110	42	30	2.85
	SK50AD/B-SFHS12-160	P2771361S	12	15	36	160	97	30	2.96

►CAT(ANSI B5.50) taper and Inch type products are available.
CAT(ANSI B5.50)锥柄及英制产品可供选择

SHRINK FIT HOLDER

DIN 69871-SK

热缩刀柄



Unit (单位) : mm

TAPER No. 锥度号	MODEL No. 型号	EDP No.	d1	D1	D2	L	L2	G	FIG.	WEIGHT 重量(Kg)
30	SK30AD/B-SFH3-60	P2771308	3	11	15	60	10	-	1	0.40
	SK30AD/B-SFH4-60	P2771309	4	11	15	60	12	-	1	0.40
	SK30AD/B-SFH5-60	P2771310	5	11	15	60	15	-	1	0.40
	SK30AD/B-SFH6-60	P2771311	6	21	27	60	36	M5×0.8	2	0.40
	SK30AD/B-SFH8-60	P2771312	8	21	27	60	36	M6×1.0	2	0.40
	SK30AD/B-SFH10-80	P2771313	10	24	32	80	42	M8×1.0	2	0.40
	SK30AD/B-SFH12-80	P2771314	12	24	32	80	47	M10×1.0	2	0.42
	SK30AD/B-SFH14-80	P2771315	14	27	34	80	47	M10×1.0	2	-
	SK30AD/B-SFH16-80	P2771316	16	27	34	80	50	M12×1.0	2	0.42
	SK30AD/B-SFH18-80	P2771317	18	33	42	80	50	M12×1.0	2	-
	SK30AD/B-SFH20-90	P2771318	20	33	42	90	52	M16×1.0	2	0.44
	SK40AD/B-SFH3-80	P2771301	3	11	15	80	10	-	1	1.00
	SK40AD/B-SFH4-80	P2771302	4	11	15	80	12	-	1	1.00
	SK40AD/B-SFH5-80	P2771303	5	11	15	80	15	-	1	1.00
40	SK40AD/B-SFH6-80	P2554058	6	21	27	80	36	M5×0.8	2	1.10
	SK40AD/B-SFH6-160	P2771304	6	21	27	160	36	M5×0.8	2	1.15
	SK40AD/B-SFH8-80	P2600009	8	21	27	80	36	M6×1.0	2	1.11
	SK40AD/B-SFH8-160	P2771305	8	21	27	160	36	M6×1.0	2	1.15
	SK40AD/B-SFH10-80	P2554052	10	24	32	80	42	M8×1.0	2	1.10
	SK40AD/B-SFH10-160	P2771306	10	24	32	160	42	M8×1.0	2	1.15
	SK40AD/B-SFH12-80	P2600008	12	24	32	80	47	M10×1.0	2	1.10
	SK40AD/B-SFH12-160	P2771307	12	24	32	160	47	M10×1.0	2	1.15
	SK40AD/B-SFH14-80	P2771319	14	27	34	80	47	M10×1.0	2	1.20
	SK40AD/B-SFH14-160	P2771320	14	27	34	160	47	M10×1.0	2	1.50
	SK40AD/B-SFH16-80	P2554054	16	27	34	80	50	M12×1.0	2	1.20
	SK40AD/B-SFH16-160	P2554053	16	27	34	160	50	M12×1.0	2	1.50
	SK40AD/B-SFH18-80	P2771321	18	33	42	80	50	M12×1.0	2	1.30
	SK40AD/B-SFH18-160	P2771322	18	33	42	160	50	M12×1.0	2	1.60
	SK40AD/B-SFH20-80	P2554056	20	33	42	80	52	M16×1.0	2	1.40
	SK40AD/B-SFH20-160	P2554055	20	33	42	160	52	M16×1.0	2	1.70
	SK40AD/B-SFH25-90	P2771323	25	44	53	90	58	M16×1.0	2	1.70
	SK40AD/B-SFH25-160	P2771324	25	44	53	160	58	M16×1.0	2	2.00

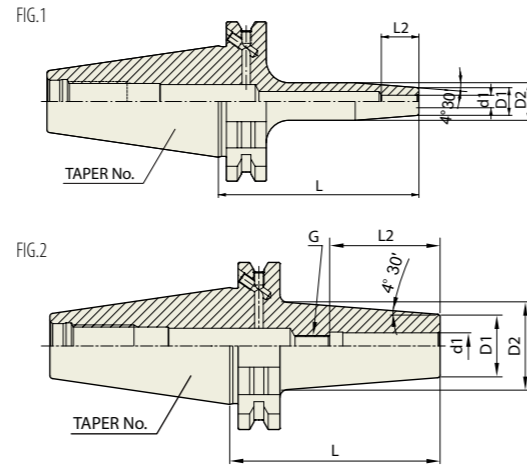
►CAT(ANSI B5.50) taper and Inch type products are available.
CAT(ANSI B5.50)锥柄及英制产品可供选择

►Without balancing screw.
未组装配平衡螺钉

SHRINK FIT HOLDER

DIN 69871-SK

热缩刀柄



Unit (单位) : mm

TAPER No. 锥度号	MODEL No. 型号	EDP No.	d1	D1	D2	L	L2	G	FIG.	WEIGHT 重量(Kg)
50	SK50AD/B-SFH3-80	P2771325	3	11	15	100	10	-	1	1.50
	SK50AD/B-SFH4-80	P2771326	4	11	15	100	12	-	1	1.50
	SK50AD/B-SFH5-80	P2771327	5	11	15	100	15	-	1	1.50
	SK50AD/B-SFH6-80	P2771328	6	21	27	80	36	M5x0.8	2	1.50
	SK50AD/B-SFH6-160	P2771329	6	21	27	160	36	M5x0.8	2	2.00
	SK50AD/B-SFH8-80	P2760010	8	21	27	80	36	M6x1.0	2	1.50
	SK50AD/B-SFH8-160	P2760015	8	21	27	160	36	M6x1.0	2	2.00
	SK50AD/B-SFH10-80	P2761010	10	24	32	80	42	M8x1.0	2	1.50
	SK50AD/B-SFH10-160	P2761015	10	24	32	160	42	M8x1.0	2	2.00
	SK50AD/B-SFH12-80	P2762010	12	24	32	80	47	M10x1.0	2	1.50
	SK50AD/B-SFH12-160	P2762015	12	24	32	160	47	M10x1.0	2	2.00
	SK50AD/B-SFH14-80	P2763010	14	27	34	80	47	M10x1.0	2	1.60
	SK50AD/B-SFH14-160	P2763015	14	27	34	160	47	M10x1.0	2	2.10
	SK50AD/B-SFH16-80	P2764010	16	27	34	80	50	M12x1.0	2	1.60
	SK50AD/B-SFH16-160	P2764015	16	27	34	160	50	M12x1.0	2	2.10
	SK50AD/B-SFH18-80	P2765010	18	33	42	80	50	M12x1.0	2	1.60
	SK50AD/B-SFH18-160	P2765015	18	33	42	160	50	M12x1.0	2	2.00
	SK50AD/B-SFH20-80	P2766010	20	33	42	80	52	M16x1.0	2	1.80
	SK50AD/B-SFH20-160	P2766015	20	33	42	160	52	M16x1.0	2	2.20
	SK50AD/B-SFH25-90	P2771330	25	44	53	90	58	M16x1.0	2	2.00
SK50AD/B-SFH25-160	P2771331	25	44	53	160	58	M16x1.0	2	2.40	

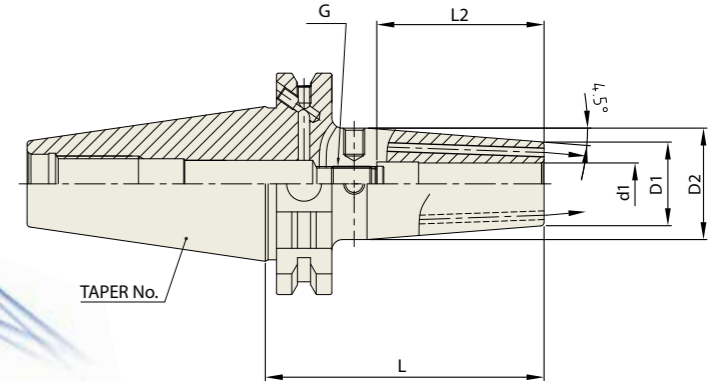
►CAT(ANSI B5.50) taper and Inch type products are available. [CAT\(ANSI B5.50\)锥柄及英制产品可供选择](#)

►Without balancing screw. [未组装动平衡螺钉](#)

SHRINK FIT HOLDER (COOLANT CHANNEL)

DIN 69871-SK

热缩刀柄 (冷却液喷射型)



Unit (单位) : mm

TAPER No. 锥度号	MODEL No. 型号	EDP No.	d1	D1	D2	L	L2	G	FIG.	WEIGHT 重量(Kg)
40	SK40AD/B-SFH6C-80	P2801301C	6	21	27	80	36	M5x0.8	1.10	
	SK40AD/B-SFH6C-160	P2801302C	6	21	27	160	36	M5x0.8	1.15	
	SK40AD/B-SFH8C-80	P2801303C	8	21	27	80	36	M6x1.0	1.11	
	SK40AD/B-SFH8C-160	P2801304C	8	21	27	160	36	M6x1.0	1.15	
	SK40AD/B-SFH10C-80	P2801305C	10	24	32	80	42	M8x1.0	1.10	
	SK40AD/B-SFH10C-160	P2801306C	10	24	32	160	42	M8x1.0	1.15	
	SK40AD/B-SFH12C-80	P2801307C	12	24	32	80	47	M10x1.0	1.10	
	SK40AD/B-SFH12C-160	P2801308C	12	24	32	160	47	M10x1.0	1.15	
	SK40AD/B-SFH14C-80	P2801309C	14	27	34	80	47	M10x1.0	1.20	
	SK40AD/B-SFH14C-160	P2801310C	14	27	34	160	47	M10x1.0	1.50	
	SK40AD/B-SFH16C-80	P2801311C	16	27	34	80	50	M12x1.0	1.20	
	SK40AD/B-SFH16C-160	P2801312C	16	27	34	160	50	M12x1.0	1.50	
	SK40AD/B-SFH18C-80	P2801313C	18	33	42	80	50	M12x1.0	1.30	
	SK40AD/B-SFH18C-160	P2801314C	18	33	42	160	50	M12x1.0	1.60	
	SK40AD/B-SFH20C-80	P2801315C	20	33	42	80	52	M16x1.0	1.40	
	SK40AD/B-SFH20C-160	P2801316C	20	33	42	160	52	M16x1.0	1.70	
	SK40AD/B-SFH25C-90	P2801317C	25	44	53	90	58	M16x1.0	1.70	
	SK40AD/B-SFH25C-160	P2801318C	25	44	53	160	58	M16x1.0	2.00	
	50	SK50AD/B-SFH6C-80	P2801319C	6	21	27	80	36	M5x0.8	1.50
		SK50AD/B-SFH6C-160	P2801320C	6	21	27	160	36	M5x0.8	2.00
SK50AD/B-SFH8C-80		P2801321C	8	21	27	80	36	M6x1.0	1.50	
SK50AD/B-SFH8C-160		P2801322C	8	21	27	160	36	M6x1.0	2.00	
SK50AD/B-SFH10C-80		P2801323C	10	24	32	80	42	M8x1.0	1.50	
SK50AD/B-SFH10C-160		P2801324C	10	24	32	160	42	M8x1.0	2.00	
SK50AD/B-SFH12C-80		P2801325C	12	24	32	80	47	M10x1.0	1.60	
SK50AD/B-SFH12C-160		P2801326C	12	24	32	160	47	M10x1.0	2.10	
SK50AD/B-SFH14C-80		P2801327C	14	27	34	80	47	M10x1.0	1.60	
SK50AD/B-SFH14C-160		P2801328C	14	27	34	160	47	M10x1.0	2.10	
SK50AD/B-SFH16C-80		P2801329C	16	27	34	80	50	M12x1.0	1.60	
SK50AD/B-SFH16C-160		P2801330C	16	27	34	160	50	M12x1.0	2.10	
SK50AD/B-SFH18C-80		P2801331C	18	33	42	80	50	M12x1.0	1.60	
SK50AD/B-SFH18C-160		P2801332C	18	33	42	160	50	M12x1.0	2.00	
SK50AD/B-SFH20C-80		P2801333C	20	33	42	80	52	M16x1.0	1.80	
SK50AD/B-SFH20C-160		P2801334C	20	33	42	160	52	M16x1.0	2.20	
SK50AD/B-SFH25C-90		P2801335C	25	44	53	90	58	M16x1.0	2.00	
SK50AD/B-SFH25C-160		P2801336C	25	44	53	160	58	M16x1.0	2.40	

►CAT(ANSI B5.50) taper and Inch type products are available. [CAT\(ANSI B5.50\)锥柄及英制产品可供选择](#)

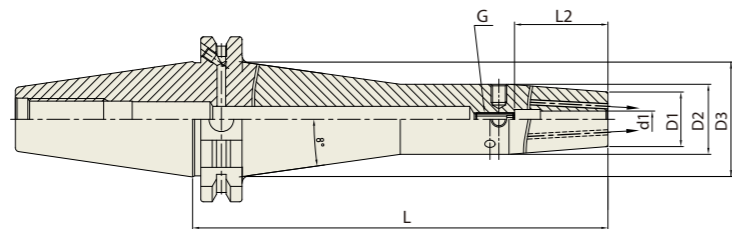
►Without balancing screw. [未组装动平衡螺钉](#)

►Resealable Coolant Channel type is available upon request. [可重新密封的冷却剂通道类型可根据需要提供](#)

SHRINK FIT HOLDER (REINFORCED)

DIN 69871-SK

热缩刀柄 (加固)



Unit (单位) : mm

TAPER No. 锥度号	MODEL No. 型号	EDP No.	d1	D1	D2	D3	L	L2	G	WEIGHT 重量(Kg)
40	SK40AD/B-SFH6C TW-160	P2801401TW	6	21	27	44.1	160	36	M5x0.8	1.56
	SK40AD/B-SFH8C TW-160	P2801402TW	8	21	27	44.1	160	36	M6x1.0	1.56
	SK40AD/B-SFH10C TW-160	P2801403TW	10	24	32	49.1	160	42	M8x1.0	1.78
	SK40AD/B-SFH12C TW-160	P2801404TW	12	24	32	49.1	160	47	M10x1.0	1.77
	SK40AD/B-SFH14C TW-160	P2801405TW	14	27	34	51.1	160	47	M10x1.0	1.74
	SK40AD/B-SFH16C TW-160	P2801406TW	16	27	34	51.1	160	50	M12x1.0	1.72
50	SK50AD/B-SFH6C TW-160	P2801407TW	6	21	27	44.1	160	36	M5x0.8	3.32
	SK50AD/B-SFH8C TW-160	P2801408TW	8	21	27	44.1	160	36	M6x1.0	3.32
	SK50AD/B-SFH10C TW-160	P2801409TW	10	24	32	49.1	160	42	M8x1.0	3.54
	SK50AD/B-SFH12C TW-160	P2801410TW	12	24	32	49.1	160	47	M10x1.0	3.54
	SK50AD/B-SFH14C TW-160	P2801411TW	14	27	34	51.1	160	47	M10x1.0	3.50
	SK50AD/B-SFH16C TW-160	P2801412TW	16	27	34	51.1	160	50	M12x1.0	3.48
	SK50AD/B-SFH20C TW-160	P2801413TW	20	33	42	59.1	160	52	M16x1.0	3.88

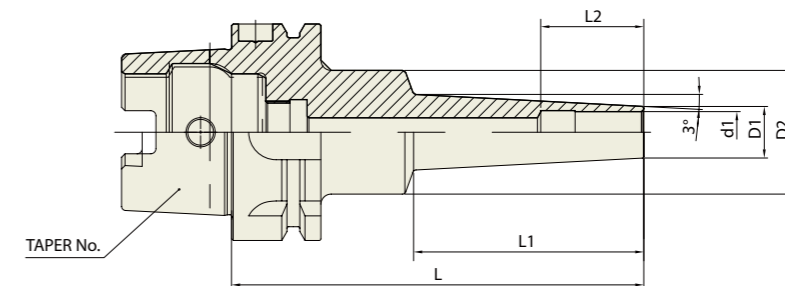
▶CAT(ANSI B5.50) taper and Inch type products are available.
CAT(ANSI B5.50)锥柄及英制产品可供选择

▶Without balancing screw.
未组装配平衡螺钉

SHRINK FIT HOLDER (EXTRA SLIM)

DIN 69893/
ISO 12164-1-HSK FORM A

热缩刀柄 (超细型)



Unit (单位) : mm

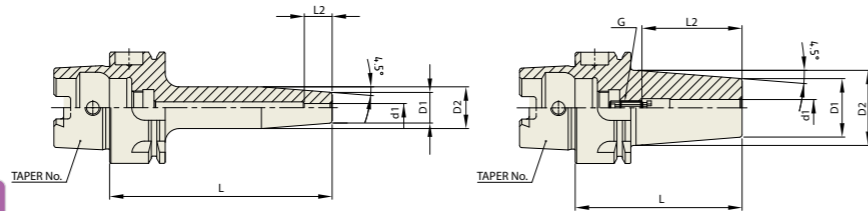
TAPER No. 锥度号	MODEL No. 型号	EDP No.	d1	D1	D2	L	L1	L2	WEIGHT 重量(Kg)
40A	HSK40A-SFHS3-60	P2779801S	3	6	20	60	22	9	-
	HSK40A-SFHS3-90	P2779802S	3	6	20	80	42	9	-
	HSK40A-SFHS4-60	P2779803S	4	7	20	60	22	12	-
	HSK40A-SFHS4-90	P2779804S	4	7	20	80	42	12	-
	HSK40A-SFHS6-60	P2779805S	6	9	20	60	22	18	-
	HSK40A-SFHS6-90	P2779806S	6	9	20	80	42	18	-
50A	HSK50A-SFHS3-95	P2779807S	3	6	26	95	42	9	-
	HSK50A-SFHS3-120	P2779808S	3	6	26	120	67	9	-
	HSK50A-SFHS4-95	P2779809S	4	7	26	95	42	12	-
	HSK50A-SFHS4-120	P2779810S	4	7	26	120	67	12	-
	HSK50A-SFHS6-95	P2779811S	6	9	26	95	42	18	-
	HSK50A-SFHS6-120	P2779812S	6	9	26	120	67	18	-
	HSK50A-SFHS8-95	P2779813S	8	11	36	95	42	24	-
	HSK50A-SFHS8-120	P2779814S	8	11	36	120	67	24	-
	HSK50A-SFHS10-95	P2779815S	10	13	36	95	42	30	-
	HSK50A-SFHS10-120	P2779816S	10	13	36	120	67	30	-
63A	HSK63A-SFHS3-95	P2779817S	3	6	26	95	42	9	0.75
	HSK63A-SFHS3-120	P2779818S	3	6	26	120	67	9	0.77
	HSK63A-SFHS4-95	P2779819S	4	7	26	95	42	12	0.75
	HSK63A-SFHS4-120	P2779820S	4	7	26	120	67	12	0.78
	HSK63A-SFHS6-95	P2779821S	6	9	26	95	42	18	0.76
	HSK63A-SFHS6-120	P2779822S	6	9	26	120	97	18	0.78
	HSK63A-SFHS8-95	P2779823S	8	11	36	95	42	24	0.75
	HSK63A-SFHS8-160	P2779824S	8	11	36	160	97	24	0.97
	HSK63A-SFHS10-95	P2779825S	10	13	36	95	42	30	0.76
	HSK63A-SFHS10-160	P2779826S	10	13	36	160	97	30	1.00
	HSK63A-SFHS12-95	P2779827S	12	15	36	95	42	30	0.83
	HSK63A-SFHS12-160	P2779828S	12	15	36	160	97	30	1.04
	HSK100A-SFHS3-95	P2779829S	3	6	26	95	42	9	2.12
	HSK100A-SFHS3-120	P2779830S	3	6	26	120	67	9	2.14
HSK100A-SFHS4-95	P2779831S	4	7	26	95	42	12	2.12	
HSK100A-SFHS4-120	P2779832S	4	7	26	120	67	12	2.14	
HSK100A-SFHS6-95	P2779833S	6	9	26	95	42	18	2.12	
HSK100A-SFHS6-120	P2779834S	6	9	26	120	67	18	2.15	
HSK100A-SFHS8-95	P2779835S	8	11	36	95	42	24	2.18	
HSK100A-SFHS8-160	P2779836S	8	11	36	160	97	24	2.33	
HSK100A-SFHS10-95	P2779837S	10	13	36	95	42	30	2.19	
HSK100A-SFHS10-160	P2779838S	10	13	36	160	97	30	2.34	
HSK100A-SFHS12-95	P2779839S	12	15	36	95	42	30	2.20	
HSK100A-SFHS12-160	P2779840S	12	15	36	160	97	30	2.38	

▶CAT(ANSI B5.50) taper and Inch type products are available. CAT(ANSI B5.50)锥柄及英制产品可供选择

SHRINK FIT HOLDER

DIN 69893/ ISO 12164-1-HSK FORM A

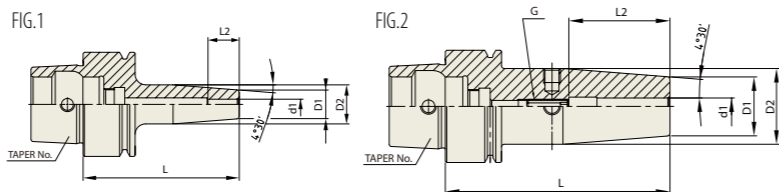
热缩刀柄



Unit (单位) : mm

TAPER No. 锥度号	MODEL No. 型号	EDP No.	d1	D1	D2	L	L2	G	FIG.	WEIGHT 重量(Kg)
40A	HSK40A-SFH3-60	P2771408	3	11	15	60	10	-	1	0.30
	HSK40A-SFH3-80	P2771409	3	11	15	80	10	-	1	0.40
	HSK40A-SFH4-60	P2771410	4	11	15	60	12	-	1	0.30
	HSK40A-SFH4-80	P2771411	4	11	15	80	12	-	1	0.40
	HSK40A-SFH5-60	P2771412	5	11	15	60	15	-	1	0.30
	HSK40A-SFH5-80	P2771413	5	11	15	80	15	-	1	0.40
	HSK40A-SFH6-60	P2771414	6	21	27	60	36	M5×0.8	2	0.40
	HSK40A-SFH6-80	P2771415	6	21	27	80	36	M5×0.8	2	0.50
	HSK40A-SFH8-70	P2771416	8	21	27	70	36	M6×1.0	2	0.40
	HSK40A-SFH8-90	P2771417	8	21	27	90	36	M6×1.0	2	0.50
40A	HSK40A-SFH10-70	P2771418	10	24	32	70	42	M8×1.0	2	0.50
	HSK40A-SFH10-90	P2771419	10	24	32	90	42	M8×1.0	2	0.60

▶Without balancing screw. 未组装动平衡螺钉



DIN 69893/ ISO 12164-1-HSK FORM E



Unit (单位) : mm

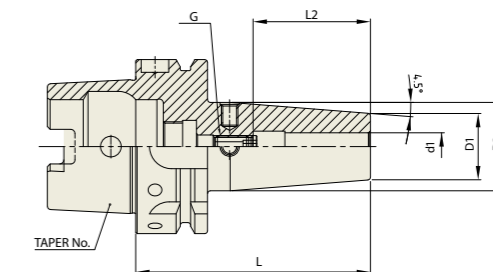
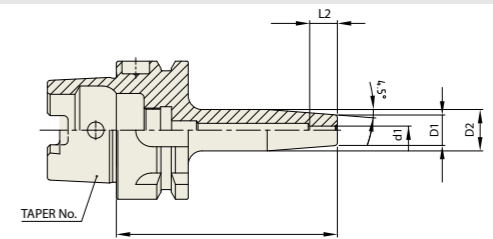
TAPER No. 锥度号	MODEL No. 型号	EDP No.	d1	D1	D2	L	L2	G	FIG.	WEIGHT 重量(Kg)
25E	HSK25E-SFH3-45	P2771420	3	11	15	45	10	-	1	-
	HSK25E-SFH4-45	P2771421	4	11	15	45	12	-	1	-
	HSK25E-SFH5-45	P2771422	5	11	15	45	15	-	1	-
	HSK25E-SFH6-45	P2771423	6	12	17	45	18	-	2	-
	HSK25E-SFH8-45	P2771424	8	14	18	45	30	-	2	-
	HSK25E-SFH10-50	P2771425	10	16	20	50	37	-	2	-
32E	HSK32E-SFH3-60	P2771426	3	11	15	60	10	-	1	-
	HSK32E-SFH4-60	P2771427	4	11	15	60	12	-	1	-
	HSK32E-SFH5-60	P2771428	5	11	15	60	15	-	1	-
	HSK32E-SFH6-70	P2771429	6	12	17	70	18	-	2	-
	HSK32E-SFH8-70	P2771430	8	14	18	70	30	-	2	-
	HSK32E-SFH10-80	P2771431	10	16	20	80	37	-	2	-
40E	HSK40E-SFH3-60	P2771432	3	11	15	60	10	-	1	0.30
	HSK40E-SFH3-80	P2771433	3	11	15	80	10	-	1	0.40
	HSK40E-SFH4-60	P2771434	4	11	15	60	12	-	1	0.30
	HSK40E-SFH4-80	P2771435	4	11	15	80	12	-	1	0.40
	HSK40E-SFH5-60	P2771436	5	11	15	60	15	-	1	0.30
	HSK40E-SFH5-80	P2771437	5	11	15	80	15	-	1	0.40
	HSK40E-SFH6-60	P2771438	6	21	27	60	36	M5×0.8	2	0.40
	HSK40E-SFH6-80	P2771439	6	21	27	80	36	M5×0.8	2	0.50
	HSK40E-SFH8-70	P2771440	8	21	27	70	36	M6×1.0	2	0.40
	HSK40E-SFH8-90	P2771441	8	21	27	90	36	M6×1.0	2	0.50
40E	HSK40E-SFH10-70	P2771442	10	24	32	70	42	M8×1.0	2	0.50
	HSK40E-SFH10-90	P2771443	10	24	32	90	42	M8×1.0	2	0.60

▶Without balancing screw. 未组装动平衡螺钉

SHRINK FIT HOLDER

DIN 69893/ ISO 12164-1-HSK FORM A

热缩刀柄



Unit (单位) : mm

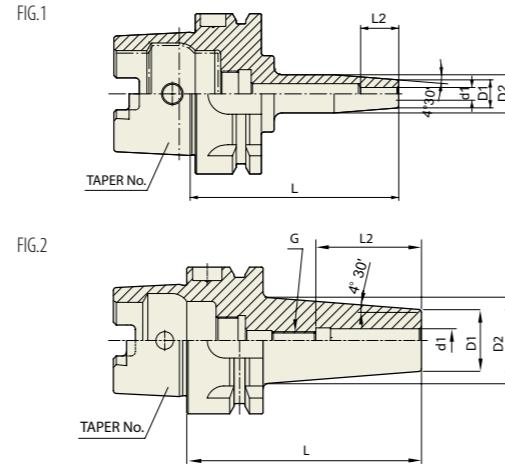
TAPER No. 锥度号	MODEL No. 型号	EDP No.	d1	D1	D2	L	L2	G	FIG.	WEIGHT 重量(Kg)
50A	HSK50A-SFH3-80	P2771444	3	11	15	80	10	-	1	0.54
	HSK50A-SFH4-80	P2771445	4	11	15	80	12	-	1	0.55
	HSK50A-SFH5-80	P2771446	5	11	15	80	15	-	1	0.56
	HSK50A-SFH6-80	P2776901	6	21	27	80	36	M5×0.8	2	0.57
	HSK50A-SFH8-80	P2771447	8	21	27	80	36	M6×1.0	2	0.58
	HSK50A-SFH10-85	P2771448	10	24	32	85	42	M8×1.0	2	0.65
	HSK50A-SFH12-90	P2771449	12	24	32	90	47	M10×1.0	2	0.67
	HSK50A-SFH14-90	P2771450	14	27	34	90	47	M10×1.0	2	0.72
	HSK50A-SFH16-95	P2771451	16	27	34	95	50	M12×1.0	2	0.73
	HSK50A-SFH18-95	P2771452	18	33	42	95	50	M12×1.0	2	0.90
50A	HSK50A-SFH20-100	P2771453	20	33	42	100	52	M16×1.0	2	0.92
	HSK63A-SFH3-80	P2771401	3	11	15	80	10	-	1	0.70
	HSK63A-SFH4-80	P2771402	4	11	15	80	12	-	1	0.70
	HSK63A-SFH5-80	P2771403	5	11	15	80	15	-	1	0.70
	HSK63A-SFH6-80	P2565057	6	21	27	80	36	M5×0.8	2	0.83
	HSK63A-SFH6-160	P2771404	6	21	27	160	36	M5×0.8	2	1.00
	HSK63A-SFH8-80	P2600007	8	21	27	80	36	M6×1.0	2	0.83
	HSK63A-SFH8-160	P2771405	8	21	27	160	36	M6×1.0	2	1.00
	HSK63A-SFH10-85	P2565052	10	24	32	85	42	M8×1.0	2	0.83
	HSK63A-SFH10-160	P2771406	10	24	32	160	42	M8×1.0	2	1.00
63A	HSK63A-SFH12-90	P2600003	12	24	32	90	47	M10×1.0	2	0.83
	HSK63A-SFH12-160	P2771407	12	24	32	160	47	M10×1.0	2	1.00
	HSK63A-SFH14-90	P2771454	14	27	34	90	47	M10×1.0	2	0.91
	HSK63A-SFH14-160	P2771455	14	27	34	160	47	M10×1.0	2	1.30
	HSK63A-SFH16-95	P2565054	16	27	34	95	50	M12×1.0	2	0.98
	HSK63A-SFH16-160	P2565053	16	27	34	160	50	M12×1.0	2	1.40
	HSK63A-SFH18-95	P2771456	18	33	42	95	50	M12×1.0	2	0.98
	HSK63A-SFH18-160	P2771457	18	33	42	160	50	M12×1.0	2	1.40
	HSK63A-SFH20-100	P2600005	20	33	42	100	52	M16×1.0	2	1.00
	HSK63A-SFH20-160	P2565055	20	33	42	160	52	M16×1.0	2	1.40
63A	HSK63A-SFH25-115	P2771458	25	44	53	115	58	M16×1.0	2	1.40
	HSK63A-SFH25-160	P2771459	25	44	53	160	58	M16×1.0	2	1.80

▶Without balancing screw.
未组装动平衡螺钉

SHRINK FIT HOLDER

热缩刀柄

**DIN 69893/
ISO 12164-1-HSK FORM A**



Unit (单位) : mm

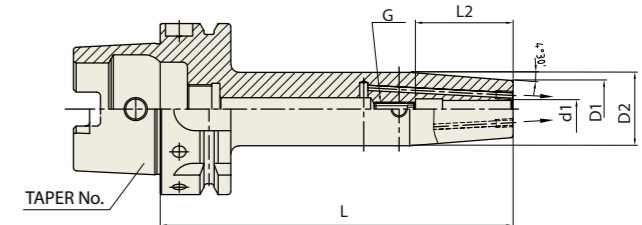
TAPER No. 锥度号	MODEL No. 型号	EDP No.	d1	D1	D2	L	L2	G	FIG.	WEIGHT 重量(Kg)
80A	HSK80A-SFH6-85	P2771460	6	21	27	85	36	M5x0.8	1	
	HSK80A-SFH8-85	P2771461	8	21	27	85	36	M6x1.0	1	
	HSK80A-SFH10-90	P2771462	10	24	32	90	41	M8x1.0	2	
	HSK80A-SFH12-95	P2771463	12	24	32	95	46	M10x1.0	2	
	HSK80A-SFH14-95	P2771464	14	27	34	95	46	M10x1.0	2	
	HSK80A-SFH16-100	P2771465	16	27	34	100	49	M12x1.0	2	
	HSK80A-SFH18-100	P2771466	18	33	42	100	49	M12x1.0	2	
	HSK80A-SFH20-105	P2771467	20	33	42	105	51	M16x1.0	2	
	HSK80A-SFH25-115	P2771468	25	44	53	115	57	M16x1.0	2	
	HSK100A-SFH3-85	P2771469	3	11	15	85	10	-	1	1.30
HSK100A-SFH4-85	P2771470	4	11	15	85	12	-	1	1.30	
HSK100A-SFH5-85	P2771471	5	11	15	85	15	-	1	1.30	
HSK100A-SFH6-85	P2777301	6	21	27	85	36	M5x0.8	1	1.30	
HSK100A-SFH6-160	P2771472	6	21	27	160	36	M5x0.8	1	1.80	
HSK100A-SFH8-85	P2777302	8	21	27	85	36	M6x1.0	1	1.30	
HSK100A-SFH8-160	P2771473	8	21	27	160	36	M6x1.0	1	1.80	
HSK100A-SFH10-90	P2777303	10	24	32	90	42	M8x1.0	1	1.30	
HSK100A-SFH10-160	P2771474	10	24	32	160	42	M8x1.0	1	1.80	
HSK100A-SFH12-95	P2777304	12	24	32	95	47	M10x1.0	1	1.30	
HSK100A-SFH12-160	P2771475	12	24	32	160	47	M10x1.0	1	1.80	
HSK100A-SFH14-95	P2771476	14	27	34	95	47	M10x1.0	1	1.40	
HSK100A-SFH14-160	P2771477	14	27	34	160	47	M10x1.0	1	1.90	
HSK100A-SFH16-100	P2771478	16	27	34	100	50	M12x1.0	1	1.40	
HSK100A-SFH16-160	P2771479	16	27	34	160	50	M12x1.0	1	1.90	
HSK100A-SFH18-100	P2771480	18	33	42	100	50	M12x1.0	2	1.50	
HSK100A-SFH18-160	P2771481	18	33	42	160	50	M12x1.0	2	2.00	
HSK100A-SFH20-100	P2771482	20	33	42	100	52	M16x1.0	2	1.50	
HSK100A-SFH20-160	P2771483	20	33	42	160	52	M16x1.0	2	2.00	
HSK100A-SFH25-115	P2771484	25	44	53	115	58	M16x1.0	2	1.80	
HSK100A-SFH25-160	P2771485	25	44	53	160	58	M16x1.0	2	2.30	

▶Without balancing screw.
未组装平衡螺钉

SHRINK FIT HOLDER (COOLANT CHANNEL)

热缩刀柄 (冷却液喷射型)

**DIN 69893/
ISO 12164-1-HSK FORM A**



Unit (单位) : mm

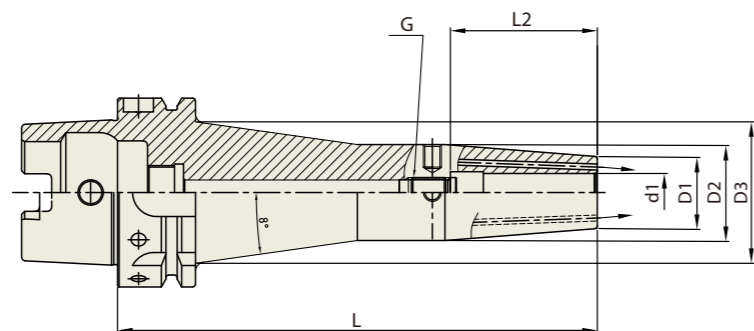
TAPER No. 锥度号	MODEL No. 型号	EDP No.	d1	D1	D2	L	L2	G	FIG.	WEIGHT 重量(Kg)
63A	HSK63A-SFH6C-80	P2862013C	6	21	27	80	36	M5x0.8	0.83	
	HSK63A-SFH6C-160	P2862014C	6	21	27	160	36	M5x0.8	1.00	
	HSK63A-SFH8C-80	P2862015C	8	21	27	80	36	M6x1.0	0.83	
	HSK63A-SFH8C-160	P2862016C	8	21	27	160	36	M6x1.0	1.00	
	HSK63A-SFH10C-85	P2862017C	10	24	32	85	42	M8x1.0	0.83	
	HSK63A-SFH10C-160	P2862018C	10	24	32	160	42	M8x1.0	1.00	
	HSK63A-SFH12C-90	P2862019C	12	24	32	90	47	M10x1.0	0.83	
	HSK63A-SFH12C-160	P2862020C	12	24	32	160	47	M10x1.0	1.00	
	HSK63A-SFH14C-90	P2862021C	14	27	34	90	47	M10x1.0	0.91	
	HSK63A-SFH14C-160	P2862022C	14	27	34	160	47	M10x1.0	1.30	
HSK63A-SFH16C-95	P2862023C	16	27	34	95	50	M12x1.0	0.98		
HSK63A-SFH16C-160	P2862024C	16	27	34	160	50	M12x1.0	1.40		
HSK63A-SFH18C-95	P2862025C	18	33	42	95	50	M12x1.0	0.98		
HSK63A-SFH18C-160	P2862026C	18	33	42	160	50	M12x1.0	1.40		
HSK63A-SFH20C-100	P2862027C	20	33	42	100	52	M16x1.0	1.00		
HSK63A-SFH20C-160	P2862028C	20	33	42	160	52	M16x1.0	1.40		
HSK63A-SFH25C-115	P2862029C	25	44	53	115	58	M16x1.0	1.40		
HSK63A-SFH25C-160	P2862030C	25	44	53	160	58	M16x1.0	1.80		
HSK100A-SFH6C-85	P2862031C	6	21	27	85	36	M5x0.8	1.30		
HSK100A-SFH6C-160	P2862032C	6	21	27	160	36	M5x0.8	1.80		
HSK100A-SFH8C-85	P2862033C	8	21	27	85	36	M6x1.0	1.30		
HSK100A-SFH8C-160	P2862034C	8	21	27	160	36	M6x1.0	1.80		
HSK100A-SFH10C-90	P2862035C	10	24	32	90	42	M8x1.0	1.30		
HSK100A-SFH10C-160	P2862036C	10	24	32	160	42	M8x1.0	1.80		
HSK100A-SFH12C-95	P2862037C	12	24	32	95	47	M10x1.0	1.30		
HSK100A-SFH12C-160	P2862038C	12	24	32	160	47	M10x1.0	1.80		
HSK100A-SFH14C-95	P2862039C	14	27	34	95	47	M10x1.0	1.40		
HSK100A-SFH14C-160	P2862040C	14	27	34	160	47	M10x1.0	1.90		
HSK100A-SFH16C-100	P2862041C	16	27	34	100	50	M12x1.0	1.40		
HSK100A-SFH16C-160	P2862042C	16	27	34	160	50	M12x1.0	1.90		
HSK100A-SFH18C-100	P2862043C	18	33	42	100	50	M12x1.0	1.50		
HSK100A-SFH18C-160	P2862044C	18	33	42	160	50	M12x1.0	2.00		
HSK100A-SFH20C-100	P2862045C	20	33	42	100	52	M16x1.0	1.50		
HSK100A-SFH20C-160	P2862046C	20	33	42	160	52	M16x1.0	2.00		
HSK100A-SFH25C-115	P2862047C	25	44	53	115	58	M16x1.0	1.80		
HSK100A-SFH25C-160	P2862048C	25	44	53	160	58	M16x1.0	2.30		

▶CAT(ANSI B5.50) taper and Inch type products are available. CAT(ANSI B5.50)锥柄及英制产品可供选择
 ▶Without balancing screw. 未组装平衡螺钉
 ▶Resealable Coolant Channel type is available upon request. 可重新密封的冷却剂通道类型可根据需要提供

SHRINK FIT HOLDER (REINFORCED)

DIN 69893/
ISO 12164-1-HSK FORM A

热缩刀柄 (加固)



Unit (单位) : mm

TAPER No. 锥度号	MODEL No. 型号	EDP No.	d1	D1	D2	D3	L	L2	G	WEIGHT 重量(Kg)
63A	HSK63A-SFH6C TW-160	P2801501TW	6	21	27	42.2	160	36	M5x0.8	1.36
	HSK63A-SFH8C TW-160	P2801502TW	8	21	27	42.2	160	36	M6x1.0	1.35
	HSK63A-SFH10C TW-160	P2801503TW	10	24	32	47.2	160	42	M8x1.0	1.56
	HSK63A-SFH12C TW-160	P2801504TW	12	24	32	47.2	160	47	M10x1.0	1.55
	HSK63A-SFH14C TW-160	P2801505TW	14	27	34	49.2	160	47	M10x1.0	1.52
	HSK63A-SFH16C TW-160	P2801506TW	16	27	34	49.2	160	50	M12x1.0	1.64
100A	HSK100A-SFH6C TW-160	P2801507TW	6	21	27	41.3	160	36	M5x0.8	2.73
	HSK100A-SFH8C TW-160	P2801508TW	8	21	27	41.3	160	36	M6x1.0	2.72
	HSK100A-SFH10C TW-160	P2801509TW	10	24	32	46.3	160	42	M8x1.0	2.92
	HSK100A-SFH12C TW-160	P2801510TW	12	24	32	46.3	160	47	M10x1.0	2.90
	HSK100A-SFH14C TW-160	P2801511TW	14	27	34	48.3	160	47	M10x1.0	3.05
	HSK100A-SFH16C TW-160	P2801512TW	16	27	34	48.3	160	50	M12x1.0	3.03
	HSK100A-SFH18C TW-160	P2801513TW	18	33	42	56.3	160	50	M12x1.0	3.39
	HSK100A-SFH20C TW-160	P2801514TW	20	33	42	56.3	160	52	M16x1.0	3.36

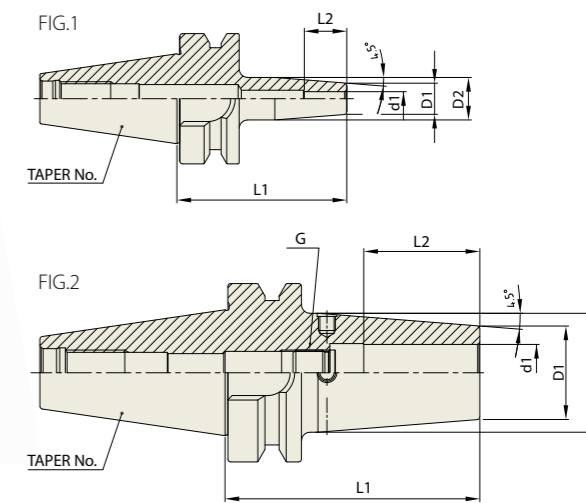
▶CAT(ANSI B5.50) taper and Inch type products are available.
CAT(ANSI B5.50)锥柄及英制产品可供选择

▶Without balancing screw.
未组装机平衡螺钉

SHRINK FIT HOLDER

CBT
(BT DUAL CONTACT)

热缩刀柄



Unit (单位) : mm

TAPER No. 锥度号	MODEL No. 型号	EDP No.	d1	D1	D2	L	L2	G	FIG.	WEIGHT 重量(Kg)
30	CBT30-SFH3-60	P2771505	3	11	15	60	10	-	1	0.40
	CBT30-SFH4-60	P2771506	4	11	15	60	12	-	1	0.40
	CBT30-SFH5-60	P2771507	5	11	15	60	15	-	1	0.40
	CBT30-SFH6-60	P2771508	6	21	27	60	36	M5x0.8	2	0.40
	CBT30-SFH8-60	P2771509	8	21	27	60	36	M6x1.0	2	0.40
	CBT30-SFH10-80	P2771510	10	24	32	80	41	M8x1.0	2	0.40
	CBT30-SFH12-80	P2771511	12	24	32	80	48	M10x1.0	2	0.42
	CBT30-SFH14-80	P2771512	14	27	34	80	48	M10x1.0	2	
	CBT30-SFH16-80	P2771513	16	27	34	80	51	M12x1.0	2	0.42
	CBT30-SFH18-80	P2771514	18	27	34	80	51	M12x1.0	2	
40	CBT40-SFH20-90	P2771515	20	33	42	90	53	M16x1.0	2	0.44
	CBT40-SFH3-90	P2771516	3	11	15	90	10	-	1	1.00
	CBT40-SFH4-90	P2771517	4	11	15	90	12	-	1	1.00
	CBT40-SFH5-90	P2771518	5	11	15	90	23	-	1	1.00
	CBT40-SFH6-90	P2771519	6	21	27	90	36	M5x0.8	2	1.10
	CBT40-SFH6-160	P2771520	6	21	27	160	36	M5x0.8	2	1.15
	CBT40-SFH8-90	P2771501	8	21	27	90	36	M6x1.0	2	1.11
	CBT40-SFH8-160	P2771521	8	21	27	160	36	M6x1.0	2	1.15
	CBT40-SFH10-90	P2771502	10	24	32	90	41	M8x1.0	2	1.10
	CBT40-SFH10-160	P2771522	10	24	32	160	41	M8x1.0	2	1.15
	CBT40-SFH12-90	P2771503	12	24	32	90	47	M10x1.0	2	1.10
	CBT40-SFH12-160	P2771523	12	24	32	160	47	M10x1.0	2	1.15
	CBT40-SFH14-90	P2771524	14	27	34	90	47	M10x1.0	2	1.20
	CBT40-SFH14-160	P2771525	14	27	34	160	47	M10x1.0	2	1.50
	CBT40-SFH16-90	P2771526	16	27	34	90	50	M12x1.0	2	1.20
	CBT40-SFH16-160	P2771527	16	27	34	160	50	M12x1.0	2	1.50
	CBT40-SFH18-90	P2771528	18	33	42	90	50	M12x1.0	2	1.30
	CBT40-SFH18-160	P2771529	18	33	42	160	50	M12x1.0	2	1.60
CBT40-SFH20-90	P2771504	20	33	42	90	52	M16x1.0	2	1.40	
CBT40-SFH20-160	P2771530	20	33	42	160	52	M16x1.0	2	1.70	
CBT40-SFH25-100	P2771531	25	44	53	100	58	M16x1.0	2	1.70	
CBT40-SFH25-160	P2771532	25	44	53	160	58	M16x1.0	2	2.00	

▶Without balancing screw.
未组装机平衡螺钉

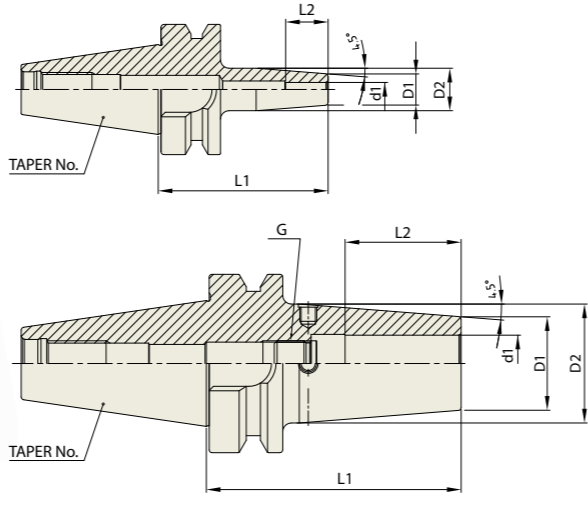
SHRINK FIT HOLDER

SFH

SHRINK FIT HOLDER

CBT
(BT DUAL CONTACT)

热缩刀柄



Unit (单位) : mm

TAPER No. 锥度号	MODEL No. 型号	EDP No.	d1	D1	D2	L	L2	G	FIG.	WEIGHT 重量(Kg)
50	CBT50-SFH3-100	P2771533	3	11	15	100	10	-	1	1.50
	CBT50-SFH4-100	P2771534	4	11	15	100	12	-	1	1.50
	CBT50-SFH5-100	P2771535	5	11	15	100	15	-	1	1.50
	CBT50-SFH6-100	P2771536	6	21	27	100	36	M5x0.8	2	1.50
	CBT50-SFH6-160	P2771537	6	21	27	160	36	M5x0.8	2	2.00
	CBT50-SFH8-100	P2771538	8	21	27	100	36	M6x1.0	2	1.50
	CBT50-SFH8-160	P2771539	8	21	27	160	36	M6x1.0	2	2.00
	CBT50-SFH10-100	P2771540	10	24	32	100	42	M8x1.0	2	1.50
	CBT50-SFH10-160	P2771541	10	24	32	160	42	M8x1.0	2	2.00
	CBT50-SFH12-100	P2771542	12	24	32	100	47	M10x1.0	2	1.50
	CBT50-SFH12-160	P2771543	12	24	32	160	47	M10x1.0	2	2.00
	CBT50-SFH14-100	P2771544	14	27	34	100	47	M10x1.0	2	1.60
	CBT50-SFH14-160	P2771545	14	27	34	160	47	M10x1.0	2	2.10
	CBT50-SFH16-100	P2771546	16	27	34	100	50	M12x1.0	2	1.60
	CBT50-SFH16-160	P2771547	16	27	34	160	50	M12x1.0	2	2.10
	CBT50-SFH18-100	P2771548	18	33	42	100	50	M12x1.0	2	1.60
	CBT50-SFH18-160	P2771549	18	33	42	160	50	M12x1.0	2	2.00
	CBT50-SFH20-100	P2771550	20	33	42	100	52	M16x1.0	2	1.80
	CBT50-SFH20-160	P2771551	20	33	42	160	52	M16x1.0	2	2.20
	CBT50-SFH25-100	P2771552	25	44	53	100	58	M16x1.0	2	2.00
CBT50-SFH25-160	P2771553	25	44	53	160	58	M16x1.0	2	2.40	

▶Without balancing screw.
未组装平衡螺钉

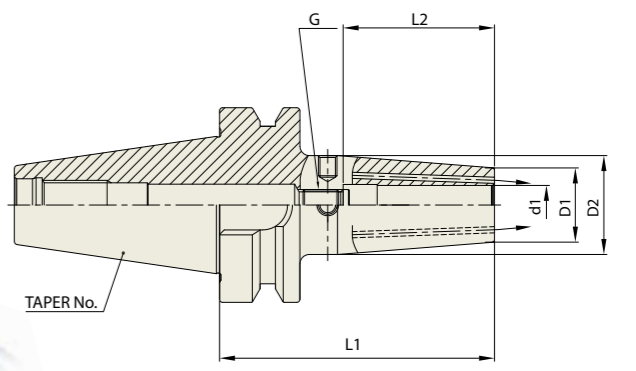
SHRINK FIT HOLDER

SFH

SHRINK FIT HOLDER (COOLANT CHANNEL)

CBT
(BT DUAL CONTACT)

热缩刀柄 (冷却液喷射型)



Unit (单位) : mm

TAPER No. 锥度号	MODEL No. 型号	EDP No.	d1	D1	D2	L	L2	G	WEIGHT 重量(Kg)
40	CBT40-SFH6C-90	P2862049C	6	21	27	90	36	M5x0.8	1.10
	CBT40-SFH6C-160	P2862050C	6	21	27	160	36	M5x0.8	1.15
	CBT40-SFH8C-90	P2862051C	8	21	27	90	36	M6x1.0	1.11
	CBT40-SFH8C-160	P2862052C	8	21	27	160	36	M6x1.0	1.15
	CBT40-SFH10C-90	P2862053C	10	24	32	90	41	M8x1.0	1.10
	CBT40-SFH10C-160	P2862054C	10	24	32	160	41	M8x1.0	1.15
	CBT40-SFH12C-90	P2862055C	12	24	32	90	47	M10x1.0	1.10
	CBT40-SFH12C-160	P2862056C	12	24	32	160	47	M10x1.0	1.15
	CBT40-SFH14C-90	P2862057C	14	27	34	90	47	M10x1.0	1.20
	CBT40-SFH14C-160	P2862058C	14	27	34	160	47	M10x1.0	1.50
	CBT40-SFH16C-90	P2862059C	16	27	34	90	50	M12x1.0	1.20
	CBT40-SFH16C-160	P2862060C	16	27	34	160	50	M12x1.0	1.50
	CBT40-SFH18C-90	P2862061C	18	33	42	90	50	M12x1.0	1.30
	CBT40-SFH18C-160	P2862062C	18	33	42	160	50	M12x1.0	1.60
	CBT40-SFH20C-90	P2862063C	20	33	42	90	52	M16x1.0	1.40
	CBT40-SFH20C-160	P2862064C	20	33	42	160	52	M16x1.0	1.70
	CBT40-SFH25C-100	P2862065C	25	44	53	100	58	M16x1.0	1.70
	CBT40-SFH25C-160	P2862066C	25	44	53	160	58	M16x1.0	2.00
	CBT50-SFH6C-100	P2862067C	6	21	27	100	36	M5x0.8	1.50
	CBT50-SFH6C-160	P2862068C	6	21	27	160	36	M5x0.8	2.00
CBT50-SFH8C-100	P2862069C	8	21	27	100	36	M6x1.0	1.50	
CBT50-SFH8C-160	P2862070C	8	21	27	160	36	M6x1.0	2.00	
CBT50-SFH10C-100	P2862071C	10	24	32	100	42	M8x1.0	1.10	
CBT50-SFH10C-160	P2862072C	10	24	32	160	42	M8x1.0	1.15	
CBT50-SFH12C-100	P2862073C	12	24	32	100	47	M10x1.0	1.60	
CBT50-SFH12C-160	P2862074C	12	24	32	160	47	M10x1.0	2.10	
CBT50-SFH14C-100	P2862075C	14	27	34	100	47	M10x1.0	1.60	
CBT50-SFH14C-160	P2862076C	14	27	34	160	47	M10x1.0	2.10	
CBT50-SFH16C-100	P2862077C	16	27	34	100	50	M12x1.0	1.60	
CBT50-SFH16C-160	P2862078C	16	27	34	160	50	M12x1.0	2.10	
CBT50-SFH18C-100	P2862079C	18	33	42	100	50	M12x1.0	1.60	
CBT50-SFH18C-160	P2862080C	18	33	42	160	50	M12x1.0	2.00	
CBT50-SFH20C-100	P2862081C	20	33	42	100	52	M16x1.0	1.80	
CBT50-SFH20C-160	P2862082C	20	33	42	160	52	M16x1.0	2.20	
CBT50-SFH25C-100	P2862083C	25	44	53	100	58	M16x1.0	2.00	
CBT50-SFH25C-160	P2862084C	25	44	53	160	58	M16x1.0	2.40	

▶Without balancing screw. 未组装平衡螺钉

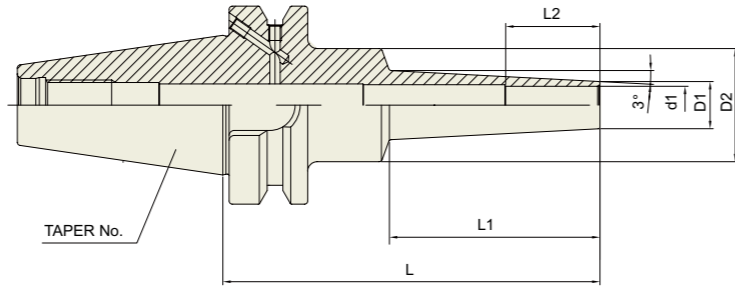
▶Two Coolant Bores are a standard design for Coolant Channel type. 两个冷却孔是冷却通道类型的标准设计

▶Resealable Coolant Channel type is available upon request. 可重新密封的冷却剂通道类型可根据需要提供

SHRINK FIT HOLDER (EXTRA SLIM)

热缩刀柄 (超细型)

JIS B6339/
MAS 403-BT



Unit (单位) : mm

TAPER No. 锥度号	MODEL No. 型号	EDP No.	d1	D1	D2	L	L1	L2	WEIGHT 重量(Kg)
30	BT30-SFHS3-60	P2779851S	3	6	20	60	22	9	
	BT30-SFHS3-80	P2779852S	3	6	20	80	42	9	
	BT30-SFHS3-120	P2779853S	3	6	20	120	67	9	
	BT30-SFHS4-60	P2779854S	4	7	20	60	22	12	
	BT30-SFHS4-80	P2779855S	4	7	20	80	42	12	
	BT30-SFHS4-120	P2779856S	4	7	20	120	67	12	
	BT30-SFHS6-60	P2779857S	6	9	20	60	22	18	
	BT30-SFHS6-80	P2779858S	6	9	20	80	42	18	
	BT30-SFHS6-120	P2779859S	6	9	20	120	67	18	
	BT40AD/B-SFHS3-95	P2779860S	3	6	26	95	42	9	
	BT40AD/B-SFHS3-120	P2779861S	3	6	26	120	67	9	
	BT40AD/B-SFHS3-160	P2779862S	3	6	26	160	97	9	
40	BT40AD/B-SFHS4-95	P2779863S	4	7	26	95	42	12	
	BT40AD/B-SFHS4-120	P2779864S	4	7	26	120	67	12	
	BT40AD/B-SFHS4-160	P2779865S	4	7	26	160	97	12	
	BT40AD/B-SFHS6-95	P2779866S	6	9	26	95	42	18	
	BT40AD/B-SFHS6-120	P2779867S	6	9	26	120	67	18	
	BT40AD/B-SFHS6-160	P2779868S	6	9	26	160	97	18	
	BT40AD/B-SFHS8-95	P2779869S	8	11	36	95	42	24	
	BT40AD/B-SFHS8-120	P2779870S	8	11	36	120	67	24	
	BT40AD/B-SFHS8-160	P2779871S	8	11	36	160	97	24	
	BT40AD/B-SFHS10-95	P2779872S	10	13	36	95	42	30	
	BT40AD/B-SFHS10-120	P2779873S	10	13	36	120	67	30	
	BT40AD/B-SFHS10-160	P2779874S	10	13	36	160	97	30	
	BT40AD/B-SFHS12-95	P2779875S	12	15	36	95	42	30	
	BT40AD/B-SFHS12-120	P2779876S	12	15	36	120	67	30	
	BT40AD/B-SFHS12-160	P2779877S	12	15	36	160	97	30	
	BT50AD/B-SFHS3-110	P2779878S	3	6	26	110	42	9	
	BT50AD/B-SFHS3-160	P2779879S	3	6	26	160	97	9	
	BT50AD/B-SFHS4-110	P2779880S	4	7	26	110	42	12	
	BT50AD/B-SFHS4-160	P2779881S	4	7	26	160	97	12	
	BT50AD/B-SFHS6-110	P2779882S	6	9	26	110	42	18	
	BT50AD/B-SFHS6-160	P2779883S	6	9	26	160	97	18	
	BT50AD/B-SFHS8-110	P2779884S	8	11	36	110	42	24	
	BT50AD/B-SFHS8-160	P2779885S	8	11	36	160	97	24	
	BT50AD/B-SFHS10-110	P2779886S	10	13	36	110	42	30	
BT50AD/B-SFHS10-160	P2779887S	10	13	36	160	97	30		
BT50AD/B-SFHS12-110	P2779888S	12	15	36	110	42	30		
BT50AD/B-SFHS12-160	P2779889S	12	15	36	160	97	30		

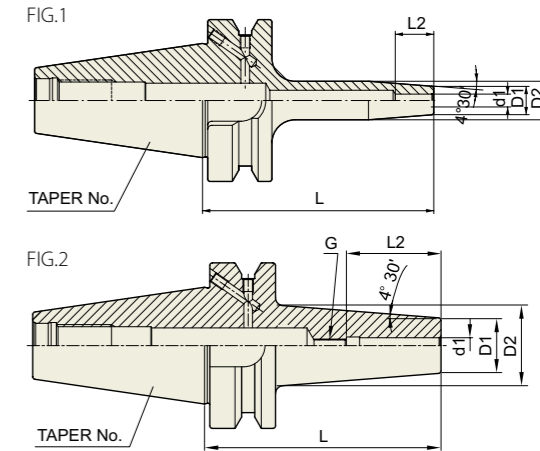
▶ CBT(BT DUAL CONTACT) Holder available.
CBT(BT 两面接触)刀柄 可用

▶ CAT(ANSI B5.50) taper and Inch type products are available.
CAT(ANSI B5.50)锥柄及英制产品可供选择

SHRINK FIT HOLDER

热缩刀柄

JIS B6339/
MAS 403-BT



Unit (单位) : mm

TAPER No. 锥度号	MODEL No. 型号	EDP No.	d1	D1	D2	L	L2	G	FIG.	WEIGHT 重量(Kg)
30	BT30AD/B-SFH3-60	P2776703	3	11	15	60	10	-	1	0.40
	BT30AD/B-SFH4-60	P2776702	4	11	15	60	12	-	1	0.40
	BT30AD/B-SFH5-60	P2776704	5	11	15	60	15	-	1	0.40
	BT30AD/B-SFH6-60	P2776701	6	21	27	60	36	M5×0.8	2	0.40
	BT30AD/B-SFH8-60	P2776705	8	21	27	60	36	M6×1.0	2	0.40
	BT30AD/B-SFH10-80	P2776706	10	24	32	80	42	M8×1.0	2	0.40
	BT30AD/B-SFH12-80	P2776707	12	24	32	80	47	M10×1.0	2	0.42
	BT30AD/B-SFH14-80	P2776708	14	27	34	80	47	M10×1.0	2	
	BT30AD/B-SFH16-80	P2776709	16	27	34	80	50	M12×1.0	2	0.42
	BT30AD/B-SFH18-80	P2776710	18	33	42	80	50	M12×1.0	2	
	BT30AD/B-SFH20-90	P2776711	20	33	42	90	52	M16×1.0	2	0.44
	40	BT40AD/B-SFH3-90	P2776712	3	11	15	90	10	-	1
BT40AD/B-SFH4-90		P2776713	4	11	15	90	12	-	1	1.00
BT40AD/B-SFH5-90		P2776714	5	11	15	90	15	-	1	1.00
BT40AD/B-SFH6-90		P2771601	6	21	27	90	36	M5×0.8	2	1.10
BT40AD/B-SFH6-160		P2771602	6	21	27	160	36	M5×0.8	2	1.15
BT40AD/B-SFH8-90		P2771603	8	21	27	90	36	M6×1.0	2	1.11
BT40AD/B-SFH8-160		P2771604	8	21	27	160	36	M6×1.0	2	1.15
BT40AD/B-SFH10-90		P2771605	10	24	32	90	42	M8×1.0	2	1.10
BT40AD/B-SFH10-160		P2771606	10	24	32	160	42	M8×1.0	2	1.15
BT40AD/B-SFH12-90		P2771607	12	24	32	90	47	M10×1.0	2	1.10
BT40AD/B-SFH12-160		P2771608	12	24	32	160	47	M10×1.0	2	1.15
BT40AD/B-SFH14-90		P2771611	14	27	34	90	47	M10×1.0	2	1.20
BT40AD/B-SFH14-160		P2771612	14	27	34	160	47	M10×1.0	2	1.50
BT40AD/B-SFH16-90		P2771609	16	27	34	90	50	M12×1.0	2	1.20
BT40AD/B-SFH16-160		P2771610	16	27	34	160	50	M12×1.0	2	1.50
BT40AD/B-SFH18-90		P2771613	18	33	42	90	50	M12×1.0	2	1.30
BT40AD/B-SFH18-160		P2771614	18	33	42	160	50	M12×1.0	2	1.60
BT40AD/B-SFH20-90		P2771615	20	33	42	90	52	M16×1.0	2	1.40
BT40AD/B-SFH20-160		P2771616	20	33	42	160	52	M16×1.0	2	1.70
BT40AD/B-SFH25-100		P2771617	25	44	53	100	58	M16×1.0	2	1.70
BT40AD/B-SFH25-160		P2771618	25	44	53	160	58	M16×1.0	2	2.00

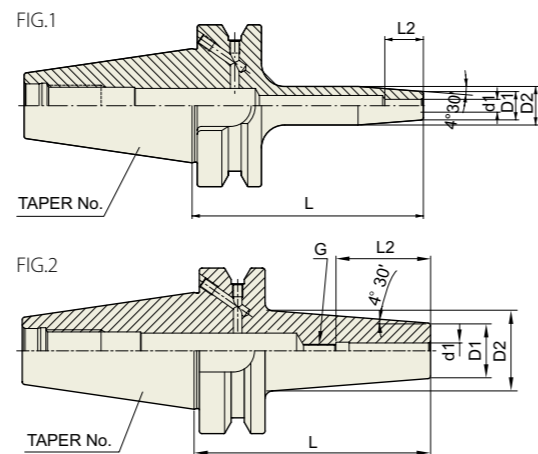
▶ CAT(ANSI B5.50) taper and Inch type products are available.
CAT(ANSI B5.50)锥柄及英制产品可供选择

▶ Without balancing screw.
未组装机平衡螺钉

SHRINK FIT HOLDER

热缩刀柄

JIS B6339/
MAS 403-BT



Unit (单位) : mm

TAPER No. 锥度号	MODEL No. 型号	EDP No.	d1	D1	D2	L	L2	G	FIG.	WEIGHT 重量(Kg)
50	BT50AD/B-SFH3-100	P2771619	3	11	15	100	10	-	1	1.50
	BT50AD/B-SFH4-100	P2771620	4	11	15	100	12	-	1	1.50
	BT50AD/B-SFH5-100	P2771621	5	11	15	100	15	-	1	1.50
	BT50AD/B-SFH6-100	P2771622	6	21	27	100	36	M5x0.8	2	1.50
	BT50AD/B-SFH6-160	P2771623	6	21	27	160	36	M5x0.8	2	2.00
	BT50AD/B-SFH8-100	P2771624	8	21	27	100	36	M6x1.0	2	1.50
	BT50AD/B-SFH8-160	P2771625	8	21	27	160	36	M6x1.0	2	2.00
	BT50AD/B-SFH10-100	P2771626	10	24	32	100	42	M8x1.0	2	1.50
	BT50AD/B-SFH10-160	P2771627	10	24	32	160	42	M8x1.0	2	2.00
	BT50AD/B-SFH12-100	P2771628	12	24	32	100	47	M10x1.0	2	1.50
	BT50AD/B-SFH12-160	P2771629	12	24	32	160	47	M10x1.0	2	2.00
	BT50AD/B-SFH14-100	P2771630	14	27	34	100	47	M10x1.0	2	1.60
	BT50AD/B-SFH14-160	P2771631	14	27	34	160	47	M10x1.0	2	2.10
	BT50AD/B-SFH16-100	P2771632	16	27	34	100	50	M12x1.0	2	1.60
	BT50AD/B-SFH16-160	P2771633	16	27	34	160	50	M12x1.0	2	2.10
	BT50AD/B-SFH18-100	P2771634	18	33	42	100	50	M12x1.0	2	1.60
	BT50AD/B-SFH18-160	P2771635	18	33	42	160	50	M12x1.0	2	2.00
	BT50AD/B-SFH20-100	P2771636	20	33	42	100	52	M16x1.0	2	1.80
	BT50AD/B-SFH20-160	P2771637	20	33	42	160	52	M16x1.0	2	2.20
	BT50AD/B-SFH25-100	P2771638	25	44	53	100	58	M16x1.0	2	2.00
BT50AD/B-SFH25-160	P2771639	25	44	53	160	58	M16x1.0	2	2.40	

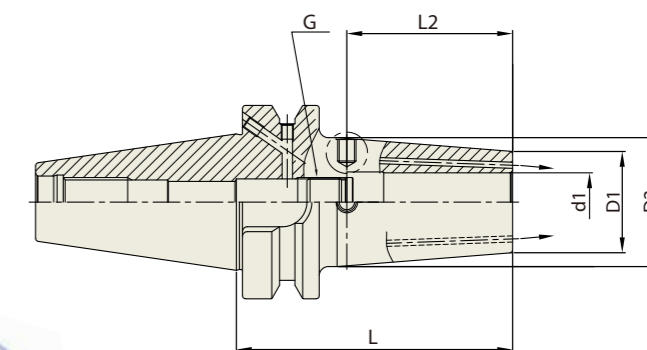
▶CAT(ANSI B5.50) taper and Inch type products are available.
CAT(ANSI B5.50)锥柄及英制产品可供选择

▶Without balancing screw.
未组装动平衡螺钉

SHRINK FIT HOLDER (COOLANT CHANNEL)

热缩刀柄 (冷却液喷射型)

JIS B6339/
MAS 403-BT



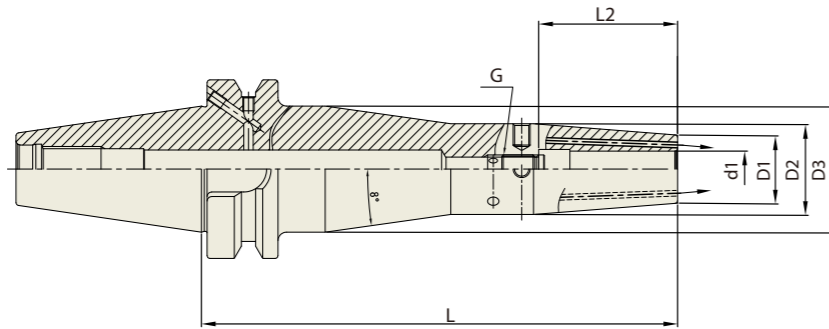
Unit (单位) : mm

TAPER No. 锥度号	MODEL No. 型号	EDP No.	d1	D1	D2	L	L2	G	FIG.	WEIGHT 重量(Kg)	
40	BT40AD/B-SFH6C-90	P2862085C	6	21	27	90	36	M5x0.8	1.10	1.10	
	BT40AD/B-SFH6C-160	P2862086C	6	21	27	160	36	M5x0.8	1.15	1.15	
	BT40AD/B-SFH8C-90	P2862087C	8	21	27	90	36	M6x1.0	1.11	1.11	
	BT40AD/B-SFH8C-160	P2862088C	8	21	27	160	36	M6x1.0	1.15	1.15	
	BT40AD/B-SFH10C-90	P2862089C	10	24	32	90	41	M8x1.0	1.10	1.10	
	BT40AD/B-SFH10C-160	P2862090C	10	24	32	160	41	M8x1.0	1.15	1.15	
	BT40AD/B-SFH12C-90	P2862091C	12	24	32	90	47	M10x1.0	1.10	1.10	
	BT40AD/B-SFH12C-160	P2862092C	12	24	32	160	47	M10x1.0	1.15	1.15	
	BT40AD/B-SFH14C-90	P2862093C	14	27	34	90	47	M10x1.0	1.20	1.20	
	BT40AD/B-SFH14C-160	P2862094C	14	27	34	160	47	M10x1.0	1.50	1.50	
	BT40AD/B-SFH16C-90	P2862095C	16	27	34	90	50	M12x1.0	1.20	1.20	
	BT40AD/B-SFH16C-160	P2862096C	16	27	34	160	50	M12x1.0	1.50	1.50	
	BT40AD/B-SFH18C-90	P2862097C	18	33	42	90	50	M12x1.0	1.30	1.30	
	BT40AD/B-SFH18C-160	P2862098C	18	33	42	160	50	M12x1.0	1.60	1.60	
	BT40AD/B-SFH20C-90	P2862099C	20	33	42	90	52	M16x1.0	1.40	1.40	
	BT40AD/B-SFH20C-160	P2862100C	20	33	42	160	52	M16x1.0	1.70	1.70	
	BT40AD/B-SFH25C-100	P2862101C	25	44	53	100	58	M16x1.0	1.70	1.70	
	BT40AD/B-SFH25C-160	P2862102C	25	44	53	160	58	M16x1.0	2.00	2.00	
	50	BT50AD/B-SFH6C-100	P2862103C	6	21	27	100	36	M5x0.8	1.50	1.50
		BT50AD/B-SFH6C-160	P2862104C	6	21	27	160	36	M5x0.8	2.00	2.00
BT50AD/B-SFH8C-100		P2862105C	8	21	27	100	36	M6x1.0	1.50	1.50	
BT50AD/B-SFH8C-160		P2862106C	8	21	27	160	36	M6x1.0	2.00	2.00	
BT50AD/B-SFH10C-100		P2862107C	10	24	32	100	42	M8x1.0	1.10	1.10	
BT50AD/B-SFH10C-160		P2862108C	10	24	32	160	42	M8x1.0	1.15	1.15	
BT50AD/B-SFH12C-100		P2862109C	12	24	32	100	47	M10x1.0	1.60	1.60	
BT50AD/B-SFH12C-160		P2862110C	12	24	32	160	47	M10x1.0	2.10	2.10	
BT50AD/B-SFH14C-100		P2862111C	14	27	34	100	47	M10x1.0	1.60	1.60	
BT50AD/B-SFH14C-160		P2862112C	14	27	34	160	47	M10x1.0	2.10	2.10	
BT50AD/B-SFH16C-100		P2862113C	16	27	34	100	50	M12x1.0	1.60	1.60	
BT50AD/B-SFH16C-160		P2862114C	16	27	34	160	50	M12x1.0	2.10	2.10	
BT50AD/B-SFH18C-100		P2862115C	18	33	42	100	50	M12x1.0	1.60	1.60	
BT50AD/B-SFH18C-160		P2862116C	18	33	42	160	50	M12x1.0	2.00	2.00	
BT50AD/B-SFH20C-100		P2862117C	20	33	42	100	52	M16x1.0	1.80	1.80	
BT50AD/B-SFH20C-160		P2862118C	20	33	42	160	52	M16x1.0	2.20	2.20	
BT50AD/B-SFH25C-100		P2862119C	25	44	53	100	58	M16x1.0	2.00	2.00	
BT50AD/B-SFH25C-160		P2862120C	25	44	53	160	58	M16x1.0	2.40	2.40	

▶CAT(ANSI B5.50) taper and Inch type products are available. CAT(ANSI B5.50)锥柄及英制产品可供选择

▶Without balancing screw. 未组装动平衡螺钉

▶Resealable Coolant Channel type is available upon request. 可重新密封的冷却剂通道类型可根据需要提供

SHRINK FIT HOLDER (REINFORCED)**热缩刀柄 (加固)**JIS B6339/
MAS 403-BT

Unit (单位) : mm

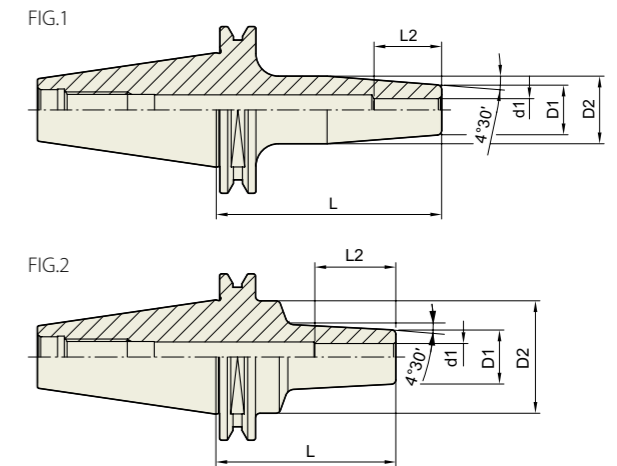
TAPER No. 锥度号	MODEL No. 型号	EDP No.	d1	D1	D2	D3	L	L2	G	WEIGHT 重量(Kg)
40	BT40AD/B-SFH6C TW-160	P2801601TW	6	21	27	41.9	160	36	M5x0.8	1.64
	BT40AD/B-SFH8C TW-160	P2801602TW	8	21	27	41.9	160	36	M6x1.0	1.63
	BT40AD/B-SFH10C TW-160	P2801603TW	10	24	32	46.9	160	42	M8x1.0	1.84
	BT40AD/B-SFH12C TW-160	P2801604TW	12	24	32	46.9	160	47	M10x1.0	1.83
	BT40AD/B-SFH14C TW-160	P2801605TW	14	27	34	48.9	160	47	M10x1.0	1.80
	BT40AD/B-SFH16C TW-160	P2801606TW	16	27	34	48.9	160	50	M12x1.0	1.92
50	BT50AD/B-SFH6C TW-160	P2801607TW	6	21	27	38.8	160	36	M5x0.8	4.12
	BT50AD/B-SFH8C TW-160	P2801608TW	8	21	27	38.8	160	36	M6x1.0	4.57
	BT50AD/B-SFH10C TW-160	P2801609TW	10	24	32	43.8	160	42	M8x1.0	4.76
	BT50AD/B-SFH12C TW-160	P2801610TW	12	24	32	43.8	160	47	M10x1.0	4.74
	BT50AD/B-SFH14C TW-160	P2801611TW	14	27	34	45.8	160	47	M10x1.0	4.70
	BT50AD/B-SFH16C TW-160	P2801612TW	16	27	34	45.8	160	50	M12x1.0	4.69
	BT50AD/B-SFH20C TW-160	P2801613TW	20	33	42	53.8	160	52	M16x1.0	5.17

►CAT(ANSI B5.50) taper and Inch type products are available.
CAT(ANSI B5.50)锥柄及英制产品可供选择

►Without balancing screw.
未组装机平衡螺钉

SHRINK FIT HOLDER**热缩刀柄**

ISO 25



Unit (单位) : mm

TAPER No. 锥度号	MODEL No. 型号	EDP No.	d1	D1	D2	L	L2	FIG.	WEIGHT 重量(Kg)
25	ISO25-SFH3-50	P2771651	3	11	15	50	10	1	
	ISO25-SFH4-50	P2771652	4	11	15	50	12	1	
	ISO25-SFH5-50	P2771653	5	11	15	50	15	1	
	ISO25-SFH6-40	P2771654	6	12	17	40	18	2	
	ISO25-SFH8-50	P2771655	8	14	18	50	30	2	
	ISO25-SFH10-50	P2771656	10	16	20	50	37	2	

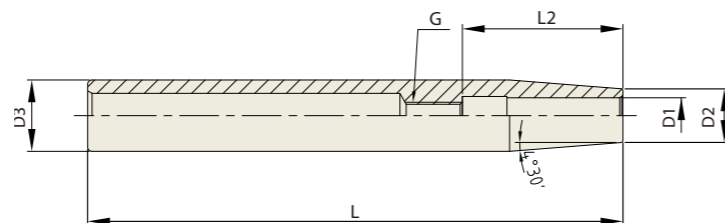
►Higher balancing grade is available upon request.
可根据要求提供高动平衡等级

►To be supplied with assembling of pull stud bolt.
可供应拉丁组装机产品

SHRINK FIT HOLDER (EXTENSION)

STRAIGHT

热缩刀柄 (延长杆)



Unit (单位) : mm

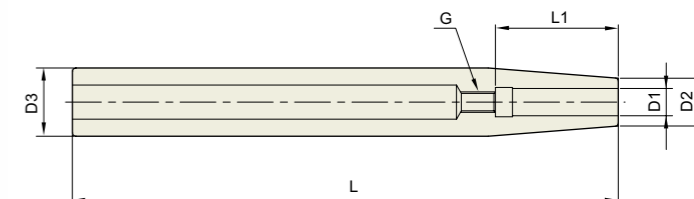
TAPER No. 锥度号	MODEL No. 型号	EDP No.	D1	D2	D3	L	L1	G	WEIGHT 重量(Kg)
12	ST12-SFH3-120	P2767010	3	8	12	120	10	-	0.05
	ST12-SFH4-120	P2767015	4	8	12	120	12	-	0.05
	ST12-SFH5-120	P2771701	5	10	12	120	15	-	0.08
	ST12-SFH6-120	P2771709	6	10	12	120	36	M5×0.8	0.07
16	ST16-SFH3-120	P2767110	3	10	16	120	10	-	0.14
	ST16-SFH4-120	P2767115	4	10	16	120	12	-	0.14
	ST16-SFH5-120	P2771702	5	10	16	120	15	-	0.14
	ST16-SFH6-120	P2771710	6	10	16	120	36	M5×0.8	0.14
	ST16-SFH8-120	P2771711	8	12	16	120	36	M6×1.0	0.12
20	ST20-SFH3-120	P2771703	3	10	20	120	10	-	0.21
	ST20-SFH4-120	P2771704	4	10	20	120	12	-	0.21
	ST20-SFH5-120	P2771705	5	10	20	120	15	-	0.20
	ST20-SFH6-120	P2771712	6	10	20	120	36	M5×0.8	0.20
	ST20-SFH8-120	P2771713	8	12	20	120	36	M6×1.0	0.19
	ST20-SFH10-120	P2771714	10	14	20	120	43	M8×1.0	0.20
	ST20-SFH12-120	P2771715	12	16	20	120	48	M10×1.0	0.18

►Inch type products are available.
可供应英制产品

SHRINK FIT HOLDER (EXTENSION)

STRAIGHT

热缩刀柄 (延长杆)



Unit (单位) : mm

TAPER No. 锥度号	MODEL No. 型号	EDP No.	D1	D2	D3	L	L1	G	WEIGHT 重量(Kg)
12	ST12-SFH3-160	P2767020	3	8	12	160	10	-	0.07
	ST12-SFH4-160	P2767025	4	8	12	160	12	-	0.07
	ST12-SFH5-160	P2771706	5	10	12	160	15	-	0.10
	ST12-SFH6-160	P2767030	6	10	12	160	36	M5×0.8	0.13
16	ST16-SFH3-160	P2767120	3	10	16	160	10	-	0.20
	ST16-SFH4-160	P2767125	4	10	16	160	12	-	0.20
	ST16-SFH5-160	P2771707	5	10	16	160	15	-	0.20
	ST16-SFH6-160	P2767130	6	10	16	160	36	M5×0.8	0.19
	ST16-SFH8-160	P2767135	8	12	16	160	36	M6×1.0	0.16
20	ST20-SFH3-160	P2767210	3	10	20	160	10	-	0.30
	ST20-SFH4-160	P2767215	4	10	20	160	12	-	0.30
	ST20-SFH5-160	P2771708	5	10	20	160	15	-	0.29
	ST20-SFH6-160	P2767220	6	10	20	160	36	M5×0.8	0.29
	ST20-SFH8-160	P2767225	8	12	20	160	36	M6×1.0	0.27
	ST20-SFH10-160	P2767230	10	14	20	160	43	M8×1.0	0.27
	ST20-SFH12-160	P2767235	12	16	20	160	48	M10×1.0	0.23
	ST25-SFH3-160	P2771716	3	10	25	160	10	-	0.41
25	ST25-SFH4-160	P2771717	4	10	25	160	12	-	0.39
	ST25-SFH5-160	P2771718	5	15	25	160	15	-	0.50
	ST25-SFH6-160	P2771719	6	20	25	160	36	M5×0.8	0.55
	ST25-SFH8-160	P2771720	8	20	25	160	36	M6×1.0	0.51
	ST25-SFH10-160	P2771721	10	20	25	160	43	M8×1.0	0.50
	ST25-SFH12-160	P2771722	12	20	25	160	48	M10×1.0	0.44
	ST25-SFH14-160	P2771723	14	20	25	160	48	M10×1.0	0.40
	ST25-SFH16-160	P2771724	16	22	25	160	51	M12×1.0	0.39
32	ST32-SFH6-160	P2771725	6	20	32	160	36	M5×0.8	0.92
	ST32-SFH8-160	P2771726	8	20	32	160	36	M6×1.0	0.88
	ST32-SFH10-160	P2771727	10	24	32	160	43	M8×1.0	0.83
	ST32-SFH12-160	P2771728	12	24	32	160	48	M10×1.0	0.78
	ST32-SFH14-160	P2771729	14	27	32	160	48	M10×1.0	0.78
	ST32-SFH16-160	P2771730	16	27	32	160	51	M12×1.0	0.76
	ST32-SFH18-160	P2771731	18	27	32	160	51	M12×1.0	0.63
ST32-SFH20-160	P2771732	20	27	32	160	53	M16×1.0	0.60	

►Inch type products are available.
可供应英制产品

YG SHRINK FIT HOLDER

SFH

SHRINK FIT HEATING MACHINE
热缩刀柄加热器

TECHINCAL INFORMATION
技术信息

FEATURE

- ▶ Electromagnetic induction heating system ▶ 电磁感应加热系统
- ▶ Automatic voltage adjustment : AC 100V~240V ▶ 对应AC100V~240V电压
- ▶ Small size and light weight ▶ 体积小及重量轻
- ▶ Easy to operate ▶ 便于操作

特征&优点

SPECIFICATION

CHARACTERISTICS 特点	SPECIFICATION 主要配置
MODEL No. 型号	SF-3300
EDP No.	P2781003
Power 电源	100V~240V AC, 50/60Hz, Max. 3.6KW
Dimension 大小	380(W) x 350(D) x 720(H)mm
Weight 重量	22Kg
Holder Support 刀柄柄部	SK, HSK, BT



YG-1 TOOLING SYSTEM

ER COLLET CHUCK

ER夹头刀柄



- DIN 69871-SK
- DIN 69893/ISO 12164-1-HSK
- CBT (BT DUAL CONTACT)
- JIS B6339/MAS 403-BT
- ISO 20/25
- DIN 228-MTA/MTB
- STRAIGHT-K
- NC AND BRIDGEPORT-R8
- GOST 25827-93
- ACCESSORY & PART
- ER COLLET / TAP ER COLLET / ER NUT & SEALING DISK / SPANNER

ER COLLET CHUCK (ER夹头刀柄)

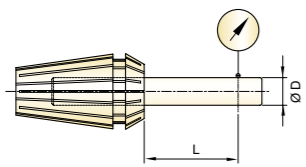


FEATURE 特征

- Powerful chucking, high precision and easy operation
- Precise machining is stably maintained without chattering in High-Speed rotation.
- Due to nut designed with small bore, interference with work piece can be minimized and it enables speedy operation.
- Various nuts can be selected and used according to usage.
- Unlike single taper, double taper has long chucking part providing excellent torque power.

- 强劲的夹持力, 高精密度, 简便的操作性.
- 高速旋转, 无振动, 实现稳定的精密加工.
- 螺母小径设计, 降低干涉, 在高速加工时更加稳定.
- 多种规格的螺母, 方便客户选用.
- 双锥, 相对单锥夹持部位较长, 加持力更加优秀.

HIGH PRECISION 高精密度



- By using high precision collet, excellent T.I.R can be achievable.
- With fine cutting of 16 sections, it has excellent contractile force, which makes higher precision can be achieved.

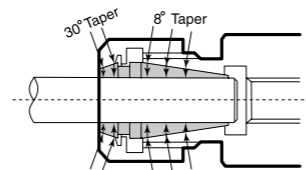
- 使用超精密筒夹降低振动(ER-UF)
- 微切16等分提高夹持伸缩力, 更加提高精密密度.

D	L	Max.T.I.R(STD.) 最大.T.I.R(标准)
Ø1 ~ Ø1.6	6	0.015
Ø1.6 ~ Ø3	10	0.015
Ø3 ~ Ø6	16	0.015
Ø6 ~ Ø10	25	0.015
Ø10 ~ Ø18	40	0.020
Ø18 ~ Ø26	50	0.020
Ø26 ~ Ø34	60	0.020

STRONG TORQUE POWER 强劲的夹持力

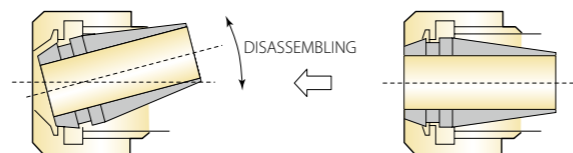
- Longer clamping part of double taper collet provides stronger torque power.
- Stronger torque power can be achieved if ball bearing nut is used.

- 双锥筒夹比单锥筒夹夹持面更广, 故此夹持力更加优秀.
- 另外, 使用滚珠轴承螺母进一步提高夹持力.



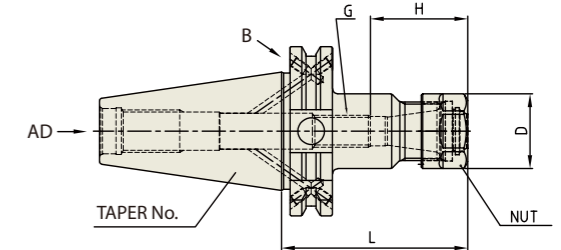
EASY ASSEMBLING AND DISASSEMBLING 简便的操作性

- For assembling or disassembling of collet, first gently insert groove part of collet into eccentric portion inside nut, and fasten it to same direction as screw or loosen it reversely.
- 首先, 从螺母的偏心部位把筒夹卡住, 之后螺母和筒夹一体根据螺纹的方向在刀柄上组装.
- Notice : In case of Ø12.2mm tool, don't use Ø12~11mm collet. But use collet with Ø12.5~11.5mm. (In case of general cutting process, Ø13~12mm collet is usable)
- 注意 : Ø 12.2mm钻头, 绝不能使用在Ø12~11mm筒夹应使用 Ø12.5~11.5mm筒夹(若不进行精密加工可使用 Ø13~12mm筒夹)



ER COLLET CHUCK ER夹头刀柄

DIN 69871-SK



DIN 69871-SK

AT3 2.5G

25,000 RPM

AD/B



ER Collet, Refer to page 103-109
ER 变径套, 请参阅 103页~109页



ER nut, Sealing disk and Spanner refer to page 110-115
ER螺母, 密封圈, 扳手 请参考110~115页

Unit (单位) : mm

TAPER No. 锥度号	MODEL No. 型号	EDP No.	CLAMPING RANGE 夹持范围	L	D	G	H	NUT / COLLET 螺母 / 筒夹	WEIGHT 重量(Kg)
40	SK40AD/B-ER11-70	P2774812	0.5 - 7.0	70	19	M6	45	ER11	0.90
	SK40AD/B-ER11-100	P2774826	0.5 - 7.0	100	19	M6	45	ER11	0.95
	SK40AD/B-ER16-70	P2774801	0.5 - 10.0	70	28	M12	36	ER16	0.44
	SK40AD/B-ER16-100	P2774804	0.5 - 10.0	100	28	M12	36	ER16	0.56
	SK40AD/B-ER16-130	P2774827	0.5 - 10.0	130	28	M12	36	ER16	0.69
	SK40AD/B-ER16-160	P2774828	0.5 - 10.0	160	28	M12	36	ER16	0.81
	SK40AD/B-ER20-70	P2774813	0.5 - 13.0	70	34	M12	44.5	ER20	0.47
	SK40AD/B-ER20-100	P2774820	0.5 - 13.0	100	34	M12	44.5	ER20	0.64
	SK40AD/B-ER20-130	P2774829	0.5 - 13.0	130	34	M12	44.5	ER20	0.80
	SK40AD/B-ER20-160	P2774830	0.5 - 13.0	160	34	M12	44.5	ER20	1.00
	SK40AD/B-ER25-70	P2774802	1.0 - 16.0	70	42	M12	52	ER25	0.56
	SK40AD/B-ER25-100	P2774805	1.0 - 16.0	100	42	M12	52	ER25	0.84
	SK40AD/B-ER25-130	P2774831	1.0 - 16.0	130	42	M12	52	ER25	1.14
	SK40AD/B-ER25-160	P2774832	1.0 - 16.0	160	42	M12	52	ER25	1.44
	SK40AD/B-ER32-70	P2774803	1.0 - 20.0	70	50	M12	60	ER32	0.51
	SK40AD/B-ER32-100	P2774806	1.0 - 20.0	100	50	M12	60	ER32	0.88
	SK40AD/B-ER32-130	P2774833	1.0 - 20.0	130	50	M12	60	ER32	1.21
	SK40AD/B-ER32-160	P2774834	1.0 - 20.0	160	50	M12	60	ER32	1.54
	SK40AD/B-ER40-80	P2774814	2.0 - 30.0	80	63	M12	53	ER40	0.65
	SK40AD/B-ER40-100	P2774835	2.0 - 30.0	100	63	M12	75	ER40	0.90
SK40AD/B-ER40-130	P2774836	2.0 - 30.0	130	63	M12	75	ER40	1.34	
SK40AD/B-ER40-160	P2774837	2.0 - 30.0	160	63	M12	75	ER40	1.77	
50	SK50AD/B-ER16-70	P2774815	0.5 - 10.0	70	28	M12	36	ER16	2.71
	SK50AD/B-ER16-100	P2774821	0.5 - 10.0	100	28	M12	45	ER16	2.82
	SK50AD/B-ER16-130	P2774838	0.5 - 10.0	130	28	M12	36	ER16	2.92
	SK50AD/B-ER16-160	P2774839	0.5 - 10.0	160	28	M12	36	ER16	3.01
	SK50AD/B-ER20-70	P2774816	0.5 - 13.0	70	34	M12	44.5	ER20	2.78
	SK50AD/B-ER20-100	P2774822	0.5 - 13.0	100	34	M12	50	ER20	2.88
	SK50AD/B-ER20-130	P2774840	0.5 - 13.0	130	34	M12	50	ER20	3.02
	SK50AD/B-ER20-160	P2774841	0.5 - 13.0	160	34	M12	50	ER20	3.16
	SK50AD/B-ER25-70	P2774817	1.0 - 16.0	70	42	M12	65	ER25	2.75
	SK50AD/B-ER25-100	P2774823	1.0 - 16.0	100	42	M12	52	ER25	3.06
	SK50AD/B-ER25-130	P2774842	1.0 - 16.0	130	42	M12	42	ER25	3.32
	SK50AD/B-ER25-160	P2774843	1.0 - 16.0	160	42	M12	42	ER25	3.57
	SK50AD/B-ER32-70	P2774818	1.0 - 20.0	70	50	M12	60	ER32	2.84
	SK50AD/B-ER32-100	P2774824	1.0 - 20.0	100	50	M12	60	ER32	3.29
	SK50AD/B-ER32-130	P2774844	1.0 - 20.0	130	50	M12	73	ER32	3.67
	SK50AD/B-ER32-160	P2774845	1.0 - 20.0	160	50	M12	73	ER32	4.06
	SK50AD/B-ER40-80	P2774819	2.0 - 30.0	80	63	M12	69	ER40	3.10
	SK50AD/B-ER40-100	P2774825	2.0 - 30.0	100	63	M12	75	ER40	3.56
	SK50AD/B-ER40-130	P2774846	2.0 - 30.0	130	63	M12	75	ER40	4.22
	SK50AD/B-ER40-160	P2774847	2.0 - 30.0	160	63	M12	75	ER40	4.88

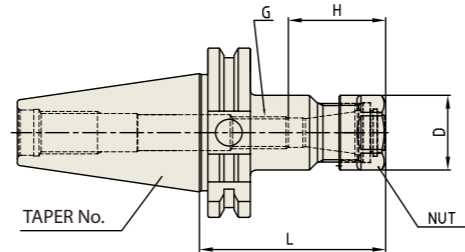
► CAT(ANSI B5.50) taper and Inch type products are available.
CAT(ANSI B5.50)锥柄及英制产品可供选择

YG ER COLLET CHUCK

ER

ER COLLET CHUCK
ER夹头刀柄

DIN 69871-SK



ER Collet, Refer to page 103-109
ER 变径套, 请参阅 103页~109页

ER nut, Sealing disk and Spanner refer to page 110-115
ER螺母, 密封圈, 扳手 请参考110~115页

Unit (单位) : mm

TAPER No. 锥度号	MODEL No. 型号	EDP No.	CLAMPING RANGE 夹持范围	L	D	G	H	NUT / COLLET 螺母 / 筒夹	WEIGHT 重量(Kg)
30	SK30-ER11-55	P2527001	0.5 - 7.0	55	19	M6	45	ER11	0.43
	SK30-ER16-55	P2527002	0.5 - 10.0	55	28	M12	45	ER16	0.44
	SK30-ER20-55	P2527003	0.5 - 13.0	55	34	M12	50	ER20	0.44
	SK30-ER25-55	P2527004	1.0 - 16.0	55	42	M12	65	ER25	0.42
	SK30-ER32-60	P2527005	1.0 - 20.0	60	50	M12	65	ER32	0.46
40	SK40-ER11-70	P2527006	0.5 - 7.0	70	19	M6	45	ER11	0.90
	SK40-ER11-100	P2527027	0.5 - 7.0	100	19	M6	45	ER11	0.95
	SK40-ER16-70	P2776417	0.5 - 10.0	70	28	M12	45	ER16	0.44
	SK40-ER16-100	P2527018	0.5 - 10.0	100	28	M12	45	ER16	0.56
	SK40-ER16-130	P2527028	0.5 - 10.0	130	28	M12	45	ER16	0.69
	SK40-ER16-160	P2527029	0.5 - 10.0	160	28	M12	45	ER16	0.81
	SK40-ER20-70	P2776418	0.5 - 13.0	70	34	M12	50	ER20	0.47
	SK40-ER20-100	P2527019	0.5 - 13.0	100	34	M12	50	ER20	0.64
	SK40-ER20-130	P2527030	0.5 - 13.0	130	34	M12	50	ER20	0.80
	SK40-ER20-160	P2527031	0.5 - 13.0	160	34	M12	50	ER20	1.00
	SK40-ER25-70	P2776419	1.0 - 16.0	70	42	M12	65	ER25	0.56
	SK40-ER25-100	P2776429	1.0 - 16.0	100	42	M12	65	ER25	0.84
	SK40-ER25-130	P2527032	1.0 - 16.0	130	42	M12	65	ER25	1.14
	SK40-ER25-160	P2527033	1.0 - 16.0	160	42	M12	65	ER25	1.44
	SK40-ER32-70	P2776420	1.0 - 20.0	70	50	M12	65	ER32	0.51
SK40-ER32-100	P2776430	1.0 - 20.0	100	50	M12	65	ER32	0.88	
SK40-ER32-130	P2527034	1.0 - 20.0	130	50	M12	65	ER32	1.21	
SK40-ER32-160	P2527035	1.0 - 20.0	160	50	M12	65	ER32	1.54	
SK40-ER40-80	P2527011	2.0 - 30.0	80	63	M12	69	ER40	0.65	
SK40-ER40-100	P2527036	2.0 - 30.0	100	63	M12	69	ER40	0.90	
SK40-ER40-130	P2527037	2.0 - 30.0	130	63	M12	69	ER40	1.34	
SK40-ER40-160	P2527038	2.0 - 30.0	160	63	M12	69	ER40	1.77	

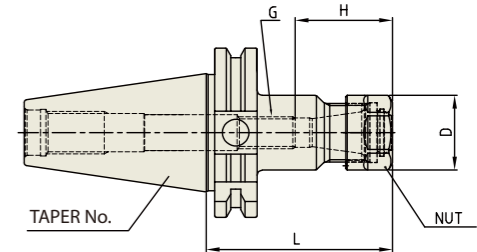
▶ CAT(ANSI B5.50) taper and Inch type products are available.
CAT(ANSI B5.50)锥柄及英制产品可供选择

YG ER COLLET CHUCK

ER

ER COLLET CHUCK
ER夹头刀柄

DIN 69871-SK



ER Collet, Refer to page 103-109
ER 变径套, 请参阅 103页~109页

ER nut, Sealing disk and Spanner refer to page 110-115
ER螺母, 密封圈, 扳手 请参考110~115页

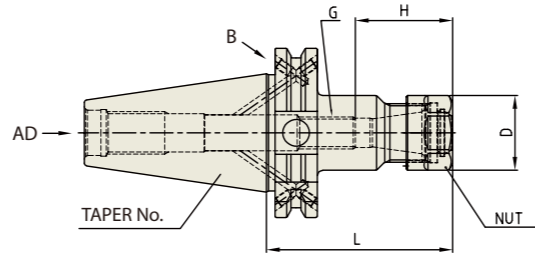
Unit (单位) : mm

TAPER No. 锥度号	MODEL No. 型号	EDP No.	CLAMPING RANGE 夹持范围	L	D	G	H	NUT / COLLET 螺母 / 筒夹	WEIGHT 重量(Kg)
50	SK50-ER16-70	P2527012	0.5 - 10.0	70	28	M12	45	ER16	2.71
	SK50-ER16-100	P2527022	0.5 - 10.0	100	28	M12	45	ER16	2.82
	SK50-ER16-130	P2527039	0.5 - 10.0	130	28	M12	45	ER16	2.92
	SK50-ER16-160	P2527040	0.5 - 10.0	160	28	M12	45	ER16	3.01
	SK50-ER20-70	P2776423	0.5 - 13.0	70	34	M12	50	ER20	2.78
	SK50-ER20-100	P2527023	0.5 - 13.0	100	34	M12	40.5	ER20	2.88
	SK50-ER20-130	P2527041	0.5 - 13.0	130	34	M12	50	ER20	3.02
	SK50-ER20-160	P2527042	0.5 - 13.0	160	34	M12	50	ER20	3.16
	SK50-ER25-70	P2776424	1.0 - 16.0	70	42	M12	65	ER25	2.75
	SK50-ER25-100	P2527024	1.0 - 16.0	100	42	M12	65	ER25	3.06
	SK50-ER25-130	P2527043	1.0 - 16.0	130	42	M12	65	ER25	3.32
	SK50-ER25-160	P2527044	1.0 - 16.0	160	42	M12	65	ER25	3.57
	SK50-ER32-70	P2776425	1.0 - 20.0	70	50	M12	65	ER32	2.84
	SK50-ER32-100	P2527025	1.0 - 20.0	100	50	M12	65	ER32	3.29
	SK50-ER32-130	P2527045	1.0 - 20.0	130	50	M12	65	ER32	3.67
	SK50-ER32-160	P2527046	1.0 - 20.0	160	50	M12	65	ER32	4.06
	SK50-ER40-80	P2527016	2.0 - 30.0	80	63	M12	75	ER40	3.10
	SK50-ER40-100	P2527026	2.0 - 30.0	100	63	M12	75	ER40	3.56
	SK50-ER40-130	P2527047	2.0 - 30.0	130	63	M12	75	ER40	4.22
	SK50-ER40-160	P2527048	2.0 - 30.0	160	63	M12	75	ER40	4.88

▶ CAT(ANSI B5.50) taper and Inch type products are available.
CAT(ANSI B5.50)锥柄及英制产品可供选择

ER COLLET CHUCK
ER夹头刀柄

DIN 69871-SK



DIN 69871-SK **AT3** **6.3G** **15,000 RPM** **AD/B**
 ER Collet, Refer to page 103-109 ER 变径套, 请参阅 103页~109页
 ER nut, Sealing disk and Spanner refer to page 110-115 ER螺母, 密封圈, 扳手 请参考110~115页

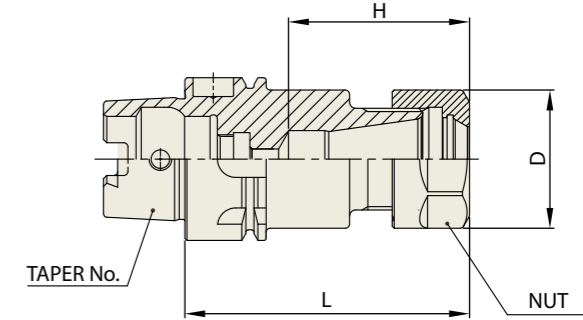
Unit (单位) : mm

TAPER No. 锥度号	MODEL No. 型号	EDP No.	CLAMPING RANGE 夹持范围	L	D	G	H	NUT / COLLET 螺母 / 筒夹	WEIGHT 重量(Kg)
40	SK40AD/B-ER11-70	P2537006	0.5 - 7.0	70	19	M6	45	ER11	0.90
	SK40AD/B-ER11-100	P2771802	0.5 - 7.0	100	19	M6	45	ER11	0.95
	SK40AD/B-ER16-70	P2537033	0.5 - 10.0	70	28	M12	36	ER16	0.44
	SK40AD/B-ER16-100	P2537017	0.5 - 10.0	100	28	M12	36	ER16	0.56
	SK40AD/B-ER16-130	P2771803	0.5 - 10.0	130	28	M12	36	ER16	0.69
	SK40AD/B-ER16-160	P2771804	0.5 - 10.0	160	28	M12	36	ER16	0.81
	SK40AD/B-ER20-70	P2537034	0.5 - 13.0	70	34	M12	44.5	ER20	0.47
	SK40AD/B-ER20-100	P2537018	0.5 - 13.0	100	34	M12	44.5	ER20	0.64
	SK40AD/B-ER20-130	P2771805	0.5 - 13.0	130	34	M12	44.5	ER20	0.80
	SK40AD/B-ER20-160	P2771806	0.5 - 13.0	160	34	M12	44.5	ER20	1.00
	SK40AD/B-ER25-70	P2537009	1.0 - 16.0	70	42	M12	52	ER25	0.56
	SK40AD/B-ER25-100	P2537019	1.0 - 16.0	100	42	M12	52	ER25	0.84
	SK40AD/B-ER25-130	P2771807	1.0 - 16.0	130	42	M12	52	ER25	1.14
	SK40AD/B-ER25-160	P2771808	1.0 - 16.0	160	42	M12	52	ER25	1.44
	SK40AD/B-ER32-70	P2537032	1.0 - 20.0	70	50	M12	60	ER32	0.51
	SK40AD/B-ER32-100	P2537020	1.0 - 20.0	100	50	M12	60	ER32	0.88
SK40AD/B-ER32-130	P2771809	1.0 - 20.0	130	50	M12	60	ER32	1.21	
SK40AD/B-ER32-160	P2771810	1.0 - 20.0	160	50	M12	60	ER32	1.54	
SK40AD/B-ER40-80	P2537011	2.0 - 30.0	80	63	M12	53	ER40	0.65	
SK40AD/B-ER40-100	P2771811	2.0 - 30.0	100	63	M12	75	ER40	0.90	
SK40AD/B-ER40-130	P2771812	2.0 - 30.0	130	63	M12	75	ER40	1.34	
SK40AD/B-ER40-160	P2771813	2.0 - 30.0	160	63	M12	75	ER40	1.77	
50	SK50AD/B-ER16-70	P2537012	0.5 - 10.0	70	28	M12	36	ER16	2.71
	SK50AD/B-ER16-100	P2537021	0.5 - 10.0	100	28	M12	45	ER16	2.82
	SK50AD/B-ER16-130	P2771814	0.5 - 10.0	130	28	M12	36	ER16	2.92
	SK50AD/B-ER16-160	P2771815	0.5 - 10.0	160	28	M12	36	ER16	3.01
	SK50AD/B-ER20-70	P2771801	0.5 - 13.0	70	34	M12	44.5	ER20	2.78
	SK50AD/B-ER20-100	P2537022	0.5 - 13.0	100	34	M12	50	ER20	2.88
	SK50AD/B-ER20-130	P2771816	0.5 - 13.0	130	34	M12	50	ER20	3.02
	SK50AD/B-ER20-160	P2771817	0.5 - 13.0	160	34	M12	50	ER20	3.16
	SK50AD/B-ER25-70	P2600030	1.0 - 16.0	70	42	M12	65	ER25	2.75
	SK50AD/B-ER25-100	P2537023	1.0 - 16.0	100	42	M12	52	ER25	3.06
	SK50AD/B-ER25-130	P2771818	1.0 - 16.0	130	42	M12	42	ER25	3.32
	SK50AD/B-ER25-160	P2771819	1.0 - 16.0	160	42	M12	42	ER25	3.57
	SK50AD/B-ER32-70	P2537035	1.0 - 20.0	70	50	M12	60	ER32	2.84
	SK50AD/B-ER32-100	P2537024	1.0 - 20.0	100	50	M12	60	ER32	3.29
	SK50AD/B-ER32-130	P2771820	1.0 - 20.0	130	50	M12	73	ER32	3.67
	SK50AD/B-ER32-160	P2771821	1.0 - 20.0	160	50	M12	73	ER32	4.06
SK50AD/B-ER40-80	P2537016	2.0 - 30.0	80	63	M12	69	ER40	3.10	
SK50AD/B-ER40-100	P2537025	2.0 - 30.0	100	63	M12	75	ER40	3.56	
SK50AD/B-ER40-130	P2771822	2.0 - 30.0	130	63	M12	75	ER40	4.22	
SK50AD/B-ER40-160	P2771823	2.0 - 30.0	160	63	M12	75	ER40	4.88	

▶ CAT(ANSI B5.50) taper and Inch type products are available.
 CAT(ANSI B5.50)锥柄及英制产品可供选择

ER COLLET CHUCK
ER夹头刀柄

DIN 69893/
ISO 12164-1-HSK FORM A

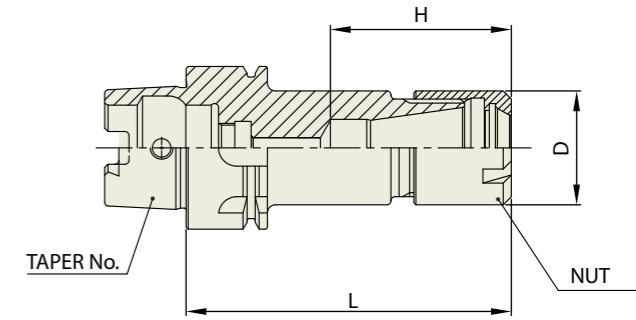


DIN 69893-HSK **2.5G** **25,000 RPM** **AD**
 ER Collet, Refer to page 103-109 ER 变径套, 请参阅 103页~109页
 ER nut, Sealing disk and Spanner refer to page 110-115 ER螺母, 密封圈, 扳手 请参考110~115页

◆ Standard Type

Unit (单位) : mm

TAPER No. 锥度号	MODEL No. 型号	EDP No.	CLAMPING RANGE 夹持范围	L	D	H	NUT / COLLET 螺母 / 筒夹	WEIGHT 重量(Kg)
32A	HSK32A-ER11-50	P2774908	0.5 - 7.0	50	19	28.6	ER11	0.18
	HSK32A-ER16-60	P2774909	0.5 - 10.0	60	28	36.6	ER16	0.21
40A	HSK40A-ER11-60	P2774910	0.5 - 7.0	60	19	28.6	ER11	0.40
	HSK40A-ER16-60	P2774911	0.5 - 10.0	60	28	36.6	ER16	0.50
	HSK40A-ER20-70	P2774912	0.5 - 13.0	70	34	44.5	ER20	0.80



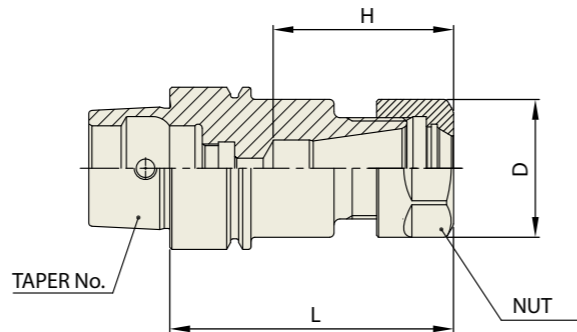
◆ Slim Type

Unit (单位) : mm

TAPER No. 锥度号	MODEL No. 型号	EDP No.	CLAMPING RANGE 夹持范围	L	D	H	NUT / COLLET 螺母 / 筒夹	WEIGHT 重量(Kg)
32A	HSK32A-ER8M-40	P2774913	0.5 - 5.0	40	12	21	ER8M/ER8	0.18
	HSK32A-ER11M-40	P2774914	0.5 - 7.0	40	16	23	ER11M/ER11	0.18
	HSK32A-ER16M-60	P2774915	0.5 - 10.0	60	22	38	ER16M/ER16	0.21
	HSK32A-ER20M-60	P2774916	0.5 - 13.0	60	28	39.5	ER20M/ER20	0.21
40A	HSK40A-ER11M-75	P2774917	0.5 - 7.0	75	16	29.5	ER11M/ER11	0.40
	HSK40A-ER16M-80	P2774918	0.5 - 10.0	80	22	38	ER16M/ER16	0.50
	HSK40A-ER20M-80	P2774919	0.5 - 13.0	80	28	44.5	ER20M/ER20	0.70
	HSK40A-ER25M-80	P2774920	1.0 - 16.0	80	35	52	ER25M/ER25	0.80

ER COLLET CHUCK
ER夹头刀柄

DIN 69893/
ISO 12164-1-HSK FORM E



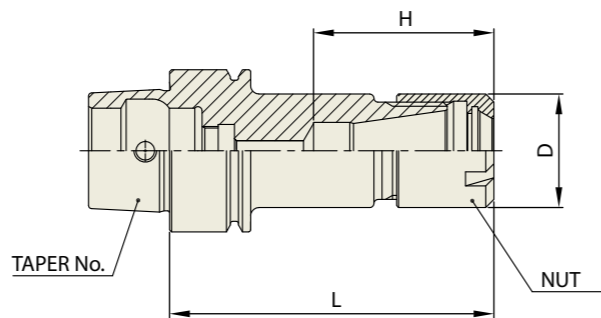
ER Collet, Refer to page 103-109
ER 变径套, 请参阅 103页~109页

ER nut, Sealing disk and Spanner refer to page 110-115
ER螺母, 密封圈, 扳手 请参考110~115页

◆ Standard Type

Unit (单位) : mm

TAPER No. 锥度号	MODEL No. 型号	EDP No.	CLAMPING RANGE 夹持范围	L	D	H	NUT / COLLET 螺母 / 筒夹	WEIGHT 重量(Kg)
25E	HSK25E-ER11-40	P2774921	0.5 - 7.0	40	19	23.5	ER11	0.15
	HSK25E-ER16-50	P2774922	0.5 - 10.0	50	28	32.5	ER16	0.18
32E	HSK32E-ER11-50	P2774923	0.5 - 7.0	50	19	28.6	ER11	0.18
	HSK32E-ER16-60	P2774924	0.5 - 10.0	60	28	36.6	ER16	0.21
40E	HSK40E-ER11-60	P2774925	0.5 - 7.0	60	19	28.6	ER11	0.40
	HSK40E-ER16-60	P2774926	0.5 - 10.0	60	28	36.6	ER16	0.50
	HSK40E-ER20-70	P2774927	0.5 - 13.0	70	34	44.5	ER20	0.80



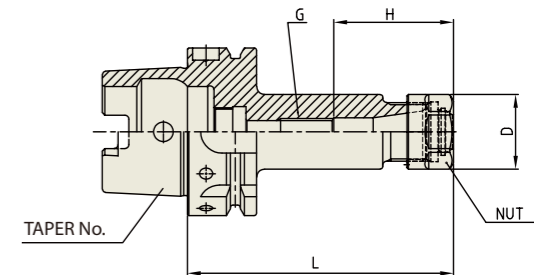
◆ Slim Type

Unit (单位) : mm

TAPER No. 锥度号	MODEL No. 型号	EDP No.	CLAMPING RANGE 夹持范围	L	D	H	NUT / COLLET 螺母 / 筒夹	WEIGHT 重量(Kg)
25E	HSK25E-ER8M-35	P2774928	0.5 - 5.0	35	12	21	ER8M / ER8	0.15
	HSK25E-ER11M-40	P2774929	0.5 - 7.0	40	16	24.5	ER11M / ER11	0.18
32E	HSK32E-ER8M-40	P2774930	0.5 - 5.0	40	12	21	ER8M / ER8	0.15
	HSK32E-ER11M-40	P2774931	0.5 - 7.0	40	16	23	ER11M / ER11	0.18
	HSK32E-ER16M-60	P2774932	0.5 - 10.0	60	22	38	ER16M / ER16	0.21
40E	HSK32E-ER20M-60	P2774933	0.5 - 13.0	60	28	39.5	ER20M / ER20	0.21
	HSK40E-ER11M-75	P2774934	0.5 - 7.0	75	16	29.5	ER11M / ER11	0.40
	HSK40E-ER16M-80	P2774935	0.5 - 10.0	80	22	38	ER16M / ER16	0.50
	HSK40E-ER20M-80	P2774936	0.5 - 13.0	80	28	44.5	ER20M / ER20	0.70
	HSK40E-ER25M-80	P2774937	1.0 - 16.0	80	35	52	ER25M / ER25	0.80

ER COLLET CHUCK
ER夹头刀柄

DIN 69893/
ISO 12164-1-HSK FORM A



ER Collet, Refer to page 103-109
ER 变径套, 请参阅 103页~109页

ER nut, Sealing disk and Spanner refer to page 110-115
ER螺母, 密封圈, 扳手 请参考110~115页

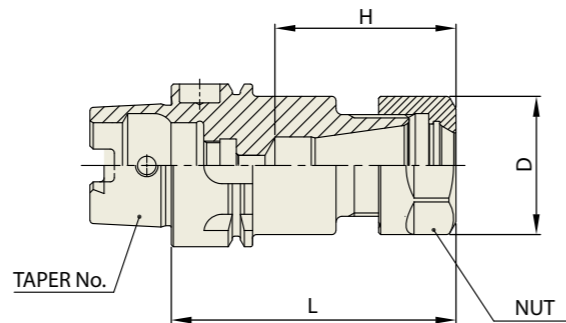
◆ Standard Type

Unit (单位) : mm

TAPER No. 锥度号	MODEL No. 型号	EDP No.	CLAMPING RANGE 夹持范围	L	D	G	H	NUT / COLLET 螺母 / 筒夹	WEIGHT 重量(Kg)
50A	HSK50A-ER16-100	P2774938	0.5 - 10.0	100	28	M12	45	ER16	0.70
	HSK50A-ER20-100	P2774939	0.5 - 13.0	100	35	M12	50	ER20	0.90
	HSK50A-ER25-100	P2774940	1.0 - 16.0	100	42	M12	50	ER25	1.20
	HSK50A-ER32-100	P2774941	1.0 - 20.0	100	50	M12	47	ER32	1.50
63A	HSK63A-ER16-100	P2774901	0.5 - 10.0	100	28	M12	45	ER16	1.20
	HSK63A-ER20-100	P2774942	0.5 - 13.0	100	35	M12	50	ER20	1.50
	HSK63A-ER25-100	P2774902	1.0 - 16.0	100	42	M12	57	ER25	1.80
	HSK63A-ER32-100	P2774903	1.0 - 20.0	100	50	M12	47	ER32	2.00
80A	HSK63A-ER40-120	P2774904	2.0 - 30.0	120	63	M12	69	ER40	2.30
	HSK80A-ER16-100	P2774943	0.5 - 10.0	100	28	M12	45	ER16	1.77
	HSK80A-ER25-100	P2774944	1.0 - 16.0	100	42	M12	47	ER20	1.79
100A	HSK80A-ER32-100	P2774945	1.0 - 20.0	100	50	M12	53	ER25	1.95
	HSK100A-ER16-100	P2774905	0.5 - 10.0	100	28	M12	45	ER16	2.60
	HSK100A-ER20-100	P2774946	0.5 - 13.0	100	35	M12	50	ER20	2.70
	HSK100A-ER25-100	P2774906	1.0 - 16.0	100	42	M12	57	ER25	2.90
	HSK100A-ER32-100	P2774907	1.0 - 20.0	100	50	M12	56.5	ER32	3.10
	HSK100A-ER40-120	P2774947	2.0 - 30.0	120	63	M12	69	ER40	3.30

ER COLLET CHUCK
ER夹头刀柄

DIN 69893/
ISO 12164-1-HSK FORM A



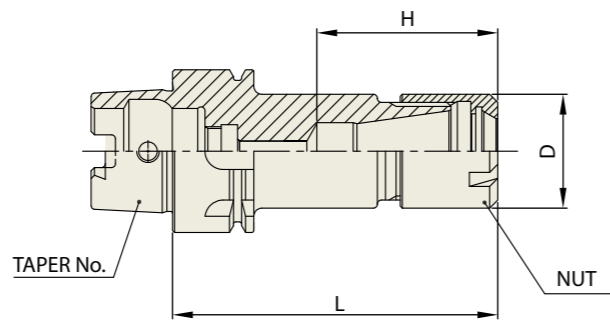
ER Collet, Refer to page 103-109
ER 变径套, 请参阅 103页~109页

ER nut, Sealing disk and Spanner refer to page 110-115
ER 螺母, 密封圈, 扳手 请参考110~115页

◆ Standard Type

Unit (单位) : mm

TAPER No. 锥度号	MODEL No. 型号	EDP No.	CLAMPING RANGE 夹持范围	L	D	H	NUT / COLLET 螺母 / 筒夹	WEIGHT 重量(Kg)
32A	HSK32A-ER11-50	P2771908	0.5 - 7.0	50	19	28.6	ER11	0.81
	HSK32A-ER16-60	P2771909	0.5 - 10.0	60	28	36.6	ER16	0.21
40A	HSK40A-ER11-60	P2771901	0.5 - 7.0	60	19	28.6	ER11	0.40
	HSK40A-ER16-60	P2771902	0.5 - 10.0	60	28	36.6	ER16	0.50
	HSK40A-ER20-70	P2771903	0.5 - 13.0	70	34	44.5	ER20	0.80



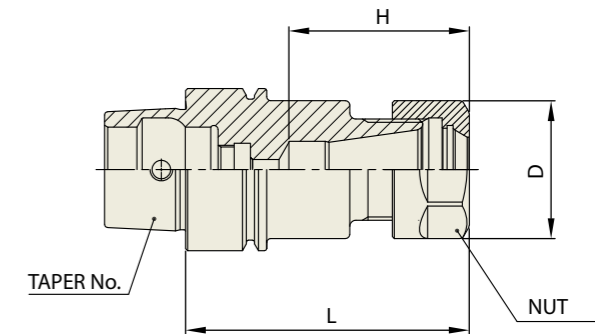
◆ Slim Type

Unit (单位) : mm

TAPER No. 锥度号	MODEL No. 型号	EDP No.	CLAMPING RANGE 夹持范围	L	D	H	NUT / COLLET 螺母 / 筒夹	WEIGHT 重量(Kg)
32A	HSK32A-ER8M-40	P2771910	0.5 - 5.0	40	12	21	ER8M/ER8	0.15
	HSK32A-ER11M-40	P2771911	0.5 - 7.0	40	16	23	ER11M/ER11	0.15
	HSK32A-ER16M-60	P2771912	0.5 - 10.0	60	22	38	ER16M/ER16	0.21
	HSK32A-ER20M-60	P2771913	0.5 - 13.0	60	28	39.5	ER20M/ER20	0.20
40A	HSK40A-ER11M-75	P2771914	0.5 - 7.0	75	16	29.5	ER11M/ER11	0.40
	HSK40A-ER16M-80	P2771915	0.5 - 10.0	80	22	38	ER16M/ER16	0.50
	HSK40A-ER20M-80	P2771916	0.5 - 13.0	80	28	44.5	ER20M/ER20	0.70
	HSK40A-ER25M-80	P2771917	1.0 - 16.0	80	35	52	ER25M/ER25	0.80

ER COLLET CHUCK
ER夹头刀柄

DIN 69893/
ISO 12164-1-HSK FORM E



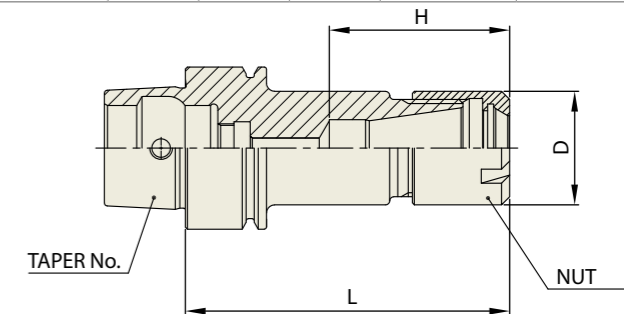
ER Collet, Refer to page 103-109
ER 变径套, 请参阅 103页~109页

ER nut, Sealing disk and Spanner refer to page 110-115
ER 螺母, 密封圈, 扳手 请参考110~115页

◆ Standard Type

Unit (单位) : mm

TAPER No. 锥度号	MODEL No. 型号	EDP No.	CLAMPING RANGE 夹持范围	L	D	H	NUT / COLLET 螺母 / 筒夹	WEIGHT 重量(Kg)
25E	HSK25E-ER11-40	P2771935	0.5 - 7.0	40	19	23.5	ER11	0.16
	HSK25E-ER16-50	P2771936	0.5 - 10.0	50	28	32.5	ER16	0.16
32E	HSK32E-ER11-50	P2771918	0.5 - 7.0	50	19	28.6	ER11	0.18
	HSK32E-ER16-60	P2771919	0.5 - 10.0	60	28	36.6	ER16	0.21
40E	HSK40E-ER11-60	P2771920	0.5 - 7.0	60	19	28.6	ER11	0.40
	HSK40E-ER16-60	P2771921	0.5 - 10.0	60	28	36.6	ER16	0.50
	HSK40E-ER20-70	P2771922	0.5 - 13.0	70	34	44.5	ER20	0.80



◆ Slim Type

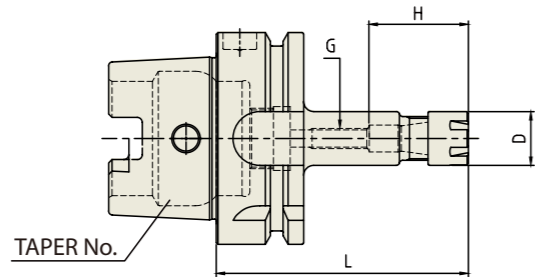
Unit (单位) : mm

TAPER No. 锥度号	MODEL No. 型号	EDP No.	CLAMPING RANGE 夹持范围	L	D	H	NUT / COLLET 螺母 / 筒夹	WEIGHT 重量(Kg)
25E	HSK25E-ER8M-35	P2771937	0.5 - 5.0	35	12	21	ER8M / ER8	0.10
	HSK25E-ER11M-40	P2771938	0.5 - 7.0	40	16	24.5	ER11M / ER11	0.10
32E	HSK32E-ER8M-40	P2774948	0.5 - 5.0	40	12	21	ER8M / ER8	0.15
	HSK32E-ER11M-40	P2774949	0.5 - 7.0	40	16	23	ER11M / ER11	0.15
	HSK32E-ER16M-60	P2774950	0.5 - 10.0	60	22	38	ER16M / ER16	0.21
40E	HSK32E-ER20M-60	P2774951	0.5 - 13.0	60	28	39.5	ER20M / ER20	0.20
	HSK40E-ER11M-75	P2771904	0.5 - 7.0	75	16	29.5	ER11M / ER11	0.40
	HSK40E-ER16M-80	P2771905	0.5 - 10.0	80	22	38	ER16M / ER16	0.50
	HSK40E-ER20M-80	P2771906	0.5 - 13.0	80	28	44.5	ER20M / ER20	0.70
	HSK40E-ER25M-80	P2771907	1.0 - 16.0	80	35	52	ER25M / ER25	0.80

YG ER COLLET CHUCK

ER

ER COLLET CHUCK (SLIM) DIN 69893/
ISO 12164-1-HSK FORM A
ER夹头刀柄 (细长型)



ER Collet, Refer to page 103-109
 ER 变径套, 请参阅 103页~109页

 ER nut, Sealing disk and Spanner refer to page 110-115
 ER螺母, 密封圈, 扳手 请参考110~115页

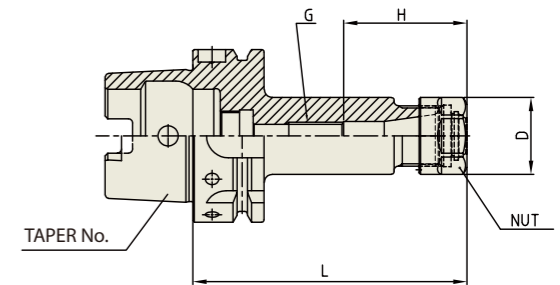
Unit (单位) : mm

TAPER No. 锥度号	MODEL No. 型号	EDP No.	CLAMPING RANGE 夹持范围	L	D	G	H	NUT / COLLET 螺母 / 筒夹	WEIGHT 重量(Kg)
50A	HSK50A-ER11M-75	P2802501	0.5 - 7.0	75	16	M6	29.5	XSQ-R11M / ER11	0.30
	HSK50A-ER16M-85	P2802502	0.5 - 10.0	85	22	M10	38	XSQ-R16M / ER16	0.40
	HSK50A-ER20M-90	P2802503	0.5 - 13.0	90	28	M12	44.5	XSQ-R20M / ER20	0.80
	HSK50A-ER25M-105	P2802504	1.0 - 16.0	105	35	M12	52	XSQ-R25M / ER25	1.20
63A	HSK63A-ER11M-75	P2802505	0.5 - 7.0	75	16	M6	29.5	XSQ-R11M / ER11	0.80
	HSK63A-ER16M-85	P2802506	0.5 - 10.0	85	22	M10	38	XSQ-R16M / ER16	1.00
	HSK63A-ER20M-95	P2802507	0.5 - 13.0	95	28	M12	44.5	XSQ-R20M / ER20	1.20
	HSK63A-ER25M-105	P2802508	1.0 - 16.0	105	35	M12	52	XSQ-R25M / ER25	1.40
100A	HSK100A-ER11M-85	P2802509	0.5 - 7.0	85	16	M6	29.5	XSQ-R11M / ER11	2.40
	HSK100A-ER16M-95	P2802510	0.5 - 10.0	95	22	M10	38	XSQ-R16M / ER16	2.70
	HSK100A-ER20M-100	P2802511	0.5 - 13.0	100	28	M12	44.5	XSQ-R20M / ER20	3.00
	HSK100A-ER25M-120	P2802512	1.0 - 16.0	120	35	M12	52	XSQ-R25M / ER25	3.20

YG ER COLLET CHUCK

ER

ER COLLET CHUCK DIN 69893/
ISO 12164-1-HSK FORM A
ER夹头刀柄



ER Collet, Refer to page 103-109
 ER 变径套, 请参阅 103页~109页

 ER nut, Sealing disk and Spanner refer to page 110-115
 ER螺母, 密封圈, 扳手 请参考110~115页

◆ Standard Type

Unit (单位) : mm

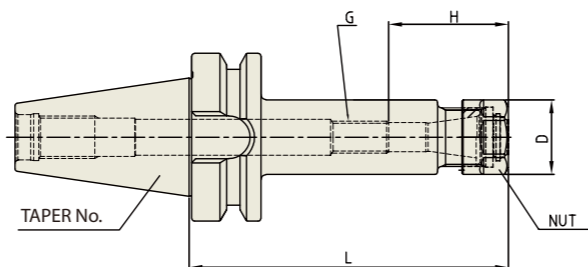
TAPER No. 锥度号	MODEL No. 型号	EDP No.	CLAMPING RANGE 夹持范围	L	D	G	H	NUT / COLLET 螺母 / 筒夹	WEIGHT 重量(Kg)
50A	HSK50A-ER16-100	P2771927	0.5 - 10.0	100	28	M12	45	ER16	0.70
	HSK50A-ER20-100	P2771928	0.5 - 13.0	100	35	M12	50	ER20	0.90
	HSK50A-ER25-100	P2771929	1.0 - 16.0	100	42	M12	50	ER25	1.20
	HSK50A-ER32-100	P2771930	1.0 - 20.0	100	50	M12	47	ER32	1.50
63A	HSK63A-ER16-100	P2564001	0.5 - 10.0	100	28	M12	45	ER16	1.20
	HSK63A-ER20-100	P2564005	0.5 - 13.0	100	35	M12	50	ER20	1.50
	HSK63A-ER25-100	P2564002	1.0 - 16.0	100	42	M12	57	ER25	1.80
	HSK63A-ER32-100	P2564003	1.0 - 20.0	100	50	M12	47	ER32	2.00
80A	HSK63A-ER40-120	P2564004	2.0 - 30.0	120	63	M12	69	ER40	2.30
	HSK80A-ER16-100	P2771932	0.5 - 10.0	100	28	M12	45	ER16	1.77
	HSK80A-ER25-100	P2771933	1.0 - 16.0	100	42	M12	47	ER20	1.79
	HSK80A-ER32-100	P2771934	1.0 - 20.0	100	50	M12	53	ER25	1.95
100A	HSK100A-ER16-100	P2564011	0.5 - 10.0	100	28	M12	45	ER16	2.60
	HSK100A-ER20-100	P2564015	0.5 - 13.0	100	35	M12	50	ER20	2.70
	HSK100A-ER25-100	P2564012	1.0 - 16.0	100	42	M12	57	ER25	2.90
	HSK100A-ER32-100	P2564013	1.0 - 20.0	100	50	M12	56.5	ER32	3.10
	HSK100A-ER40-120	P2564014	2.0 - 30.0	120	63	M12	69	ER40	3.30

YG ER COLLET CHUCK

ER

ER COLLET CHUCK
ER夹头刀柄

CBT
(BT DUAL CONTACT)



ER Collet, Refer to page 103-109
ER 变径套, 请参阅 103页~109页

ER nut, Sealing disk and Spanner refer to page 110-115
ER螺母, 密封圈, 扳手 请参考110~115页

Unit (单位) : mm

TAPER No. 锥度号	MODEL No. 型号	EDP No.	CLAMPING RANGE 夹持范围	L	D	G	H	NUT / COLLET 螺母 / 筒夹	WEIGHT 重量(Kg)
30	CBT30-ER11-70	P2776802	0.5 - 7.0	70	19	M6	45	ER11	0.50
	CBT30-ER11-100	P2776803	0.5 - 7.0	100	19	M6	45	ER11	0.50
	CBT30-ER16-70	P2776804	0.5 - 10.0	70	28	M12	45	ER16	1.00
	CBT30-ER16-100	P2776805	0.5 - 10.0	100	28	M12	45	ER16	1.10
	CBT30-ER20-80	P2776806	0.5 - 13.0	80	34	M12	50	ER20	1.20
	CBT30-ER20-100	P2776807	0.5 - 13.0	100	34	M12	50	ER20	1.30
	CBT30-ER25-70	P2776808	1.0 - 16.0	70	42	M12	65	ER25	1.20
	CBT30-ER25-100	P2776809	1.0 - 16.0	100	42	M12	65	ER25	1.30
	CBT30-ER32-60	P2776801	1.0 - 20.0	60	50	M12	65	ER32	1.40
	CBT30-ER32-90	P2776810	1.0 - 20.0	90	50	M12	65	ER32	1.90
40	CBT40-ER11-75	P2772004	0.5 - 7.0	75	19	M6	45	ER11	1.00
	CBT40-ER11-100	P2772005	0.5 - 7.0	100	19	M6	45	ER11	1.10
	CBT40-ER16-75	P2772006	0.5 - 10.0	75	28	M12	45	ER16	1.10
	CBT40-ER16-100	P2772001	0.5 - 10.0	100	28	M12	45	ER16	1.20
	CBT40-ER16-120	P2772007	0.5 - 10.0	120	28	M12	45	ER16	1.40
	CBT40-ER20-75	P2772008	0.5 - 13.0	75	34	M12	50	ER20	1.40
	CBT40-ER20-100	P2772009	0.5 - 13.0	100	34	M12	50	ER20	1.80
	CBT40-ER20-135	P2772010	0.5 - 13.0	135	34	M12	50	ER20	2.20
	CBT40-ER25-75	P2772011	1.0 - 16.0	75	42	M12	65	ER25	1.40
	CBT40-ER25-100	P2772002	1.0 - 16.0	100	42	M12	65	ER25	1.80
CBT40-ER25-135	P2772012	1.0 - 16.0	135	42	M12	65	ER25	2.20	
CBT40-ER25-150	P2772013	1.0 - 16.0	150	42	M12	65	ER25	2.40	
CBT40-ER32-60	P2772014	1.0 - 20.0	60	50	M12	65	ER32	1.80	
CBT40-ER32-100	P2772003	1.0 - 20.0	100	50	M12	65	ER32	2.20	
CBT40-ER32-120	P2772015	1.0 - 20.0	120	50	M12	65	ER32	2.40	
CBT40-ER32-150	P2772016	1.0 - 20.0	150	50	M12	65	ER32	2.60	
CBT40-ER40-80	P2772017	2.0 - 30.0	80	63	M12	75	ER40	1.50	

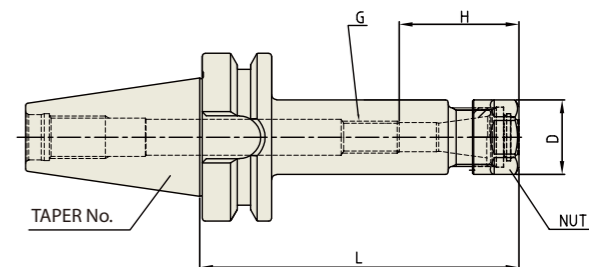
▶ NEXT PAGE

YG ER COLLET CHUCK

ER

ER COLLET CHUCK
ER夹头刀柄

CBT
(BT DUAL CONTACT)



ER Collet, Refer to page 103-109
ER 变径套, 请参阅 103页~109页

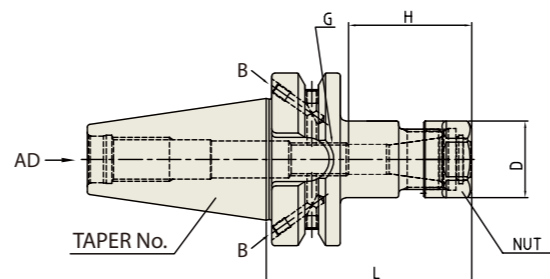
ER nut, Sealing disk and Spanner refer to page 110-115
ER螺母, 密封圈, 扳手 请参考110~115页

Unit (单位) : mm

TAPER No. 锥度号	MODEL No. 型号	EDP No.	CLAMPING RANGE 夹持范围	L	D	G	H	NUT / COLLET 螺母 / 筒夹	WEIGHT 重量(Kg)
50	CBT50-ER16-100	P2772018	0.5 - 10.0	100	28	M12	45	ER16	4.20
	CBT50-ER16-120	P2772019	0.5 - 10.0	120	28	M12	45	ER16	4.40
	CBT50-ER16-165	P2772020	0.5 - 10.0	165	28	M12	45	ER16	4.60
	CBT50-ER20-100	P2772021	0.5 - 13.0	100	34	M12	50	ER20	4.60
	CBT50-ER20-135	P2772022	0.5 - 13.0	135	34	M12	50	ER20	4.80
	CBT50-ER20-165	P2772023	0.5 - 13.0	165	34	M12	50	ER20	5.00
	CBT50-ER25-100	P2772024	1.0 - 16.0	100	42	M12	65	ER25	4.70
	CBT50-ER25-135	P2772025	1.0 - 16.0	135	42	M12	65	ER25	4.80
	CBT50-ER25-165	P2772026	1.0 - 16.0	165	42	M12	65	ER25	5.00
	CBT50-ER32-100	P2772027	1.0 - 20.0	100	50	M12	65	ER32	5.20
CBT50-ER32-135	P2772028	1.0 - 20.0	135	50	M12	65	ER32	5.70	
CBT50-ER32-165	P2772029	1.0 - 20.0	165	50	M12	65	ER32	5.80	
CBT50-ER40-100	P2772030	2.0 - 30.0	100	63	M12	75	ER40	5.60	
CBT50-ER40-150	P2772031	2.0 - 30.0	150	63	M12	75	ER40	6.10	
CBT50-ER50-100	P2772032	4.0 - 34.0	100	78	M16	85	ER50	5.80	
CBT50-ER50-150	P2772033	4.0 - 34.0	150	78	M16	85	ER50	6.30	

ER COLLET CHUCK
ER夹头刀柄

JIS B6339/
MAS 403-BT



ER Collet, Refer to page 103-109
 ER 变径套, 请参阅 103页~109页
 ER nut, Sealing disk and Spanner refer to page 110-115
 ER螺母, 密封圈, 扳手 请参考110~115页

Unit (单位) : mm

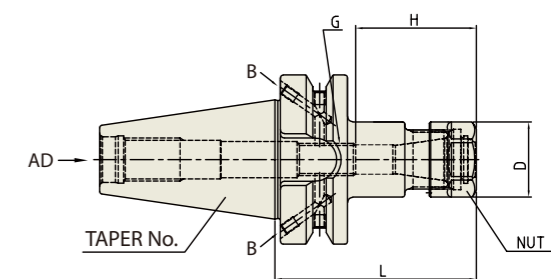
TAPER No. 锥度号	MODEL No. 型号	EDP No.	CLAMPING RANGE 夹持范围	L	D	G	H	NUT / COLLET 螺母 / 筒夹	WEIGHT 重量(Kg)
30	BT30-ER11-70	P2776501A	0.5 - 7.0	70	19	M6	45	ER11	0.50
	BT30-ER11-100	P2776502A	0.5 - 7.0	100	19	M6	45	ER11	0.50
	BT30-ER16-70	P2776503A	0.5 - 10.0	70	28	M12	45	ER16	1.00
	BT30-ER16-100	P2776506A	0.5 - 10.0	100	28	M12	45	ER16	1.10
	BT30-ER20-80	P2776507A	0.5 - 13.0	80	34	M12	50	ER20	1.20
	BT30-ER20-100	P2776508A	0.5 - 13.0	100	34	M12	50	ER20	1.30
	BT30-ER25-70	P2776509A	1.0 - 16.0	70	42	M12	65	ER25	1.20
	BT30-ER25-100	P2776510A	1.0 - 16.0	100	42	M12	65	ER25	1.30
	BT30-ER32-60	P2776511A	1.0 - 20.0	60	50	M12	65	ER32	1.40
	BT30-ER32-90	P2776512A	1.0 - 20.0	90	50	M12	65	ER32	1.90
40	BT40AD/B-ER11-75	P2776513	0.5 - 7.0	75	19	M6	45	ER11	1.00
	BT40AD/B-ER11-100	P2776514	0.5 - 7.0	100	19	M6	45	ER11	1.10
	BT40AD/B-ER16-75	P2776504	0.5 - 10.0	75	28	M12	45	ER16	1.10
	BT40AD/B-ER16-100	P2553021	0.5 - 10.0	100	28	M12	45	ER16	1.20
	BT40AD/B-ER16-120	P2776515	0.5 - 10.0	120	28	M12	45	ER16	1.40
	BT40AD/B-ER20-75	P2776516	0.5 - 13.0	75	34	M12	50	ER20	1.40
	BT40AD/B-ER20-100	P2553017	0.5 - 13.0	100	34	M12	50	ER20	1.80
	BT40AD/B-ER20-135	P2776517	0.5 - 13.0	135	34	M12	50	ER20	2.20
	BT40AD/B-ER25-75	P2600012	1.0 - 16.0	75	42	M12	65	ER25	1.40
	BT40AD/B-ER25-100	P2553018	1.0 - 16.0	100	42	M12	65	ER25	1.80
	BT40AD/B-ER25-135	P2776518	1.0 - 16.0	135	42	M12	65	ER25	2.20
	BT40AD/B-ER25-150	P2776519	1.0 - 16.0	150	42	M12	65	ER25	2.40
	BT40AD/B-ER32-60	P2553501	1.0 - 20.0	60	50	M12	65	ER32	1.80
	BT40AD/B-ER32-100	P2776505	1.0 - 20.0	100	50	M12	65	ER32	2.20

▶ CAT(ANSI B5.50) taper and Inch type products are available.
 CAT(ANSI B5.50)锥柄及英制产品可供选择

▶ NEXT PAGE

ER COLLET CHUCK
ER夹头刀柄

JIS B6339/
MAS 403-BT



ER Collet, Refer to page 103-109
 ER 变径套, 请参阅 103页~109页
 ER nut, Sealing disk and Spanner refer to page 110-115
 ER螺母, 密封圈, 扳手 请参考110~115页

Unit (单位) : mm

TAPER No. 锥度号	MODEL No. 型号	EDP No.	CLAMPING RANGE 夹持范围	L	D	G	H	NUT / COLLET 螺母 / 筒夹	WEIGHT 重量(Kg)
50	BT50AD/B-ER16-100	P2776522	0.5 - 10.0	100	28	M12	45	ER16	4.20
	BT50AD/B-ER16-120	P2776523	0.5 - 10.0	120	28	M12	45	ER16	4.40
	BT50AD/B-ER16-165	P2776524	0.5 - 10.0	165	28	M12	45	ER16	4.60
	BT50AD/B-ER20-100	P2776525	0.5 - 13.0	100	34	M12	50	ER20	4.60
	BT50AD/B-ER20-135	P2776526	0.5 - 13.0	135	34	M12	50	ER20	4.80
	BT50AD/B-ER20-165	P2776527	0.5 - 13.0	165	34	M12	50	ER20	5.00
	BT50AD/B-ER25-100	P2776528	1.0 - 16.0	100	42	M12	65	ER25	4.70
	BT50AD/B-ER25-135	P2776529	1.0 - 16.0	135	42	M12	65	ER25	4.80
	BT50AD/B-ER25-165	P2776530	1.0 - 16.0	165	42	M12	65	ER25	5.00
	BT50AD/B-ER32-100	P2600026	1.0 - 20.0	100	50	M12	65	ER32	5.20
50	BT50AD/B-ER32-135	P2776531	1.0 - 20.0	135	50	M12	65	ER32	5.70
	BT50AD/B-ER32-165	P2776532	1.0 - 20.0	165	50	M12	65	ER32	5.80
	BT50AD/B-ER40-100	P2600027	2.0 - 30.0	100	63	M12	75	ER40	5.60
	BT50AD/B-ER40-150	P2776533	2.0 - 30.0	150	63	M12	75	ER40	6.10
	BT50AD/B-ER50-100	P2776534	4.0 - 34.0	100	78	M16	85	ER50	5.80
	BT50AD/B-ER50-150	P2776535	4.0 - 34.0	150	78	M16	85	ER50	6.30

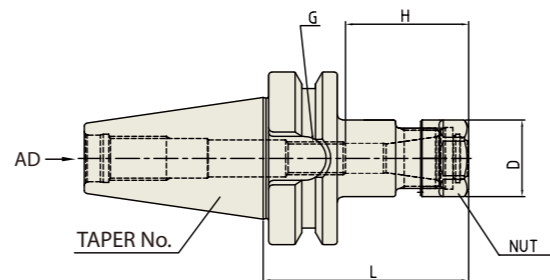
▶ CAT(ANSI B5.50) taper and Inch type products are available.
 CAT(ANSI B5.50)锥柄及英制产品可供选择

YG ER COLLET CHUCK

ER

ER COLLET CHUCK
ER夹头刀柄

JIS B6339/
MAS 403-BT



JIS B6339-BT, AT3, 6.3G, 15,000 RPM, AD. ER Collet, Refer to page 103-109. ER nut, Sealing disk and Spanner refer to page 110-115.

Unit (单位) : mm

TAPER No. 锥度号	MODEL No. 型号	EDP No.	CLAMPING RANGE 夹持范围	L	D	G	H	NUT / COLLET 螺母 / 筒夹	WEIGHT 重量(Kg)
30	BT30-ER11-70	P2772107	0.5 - 7.0	70	19	M6	45	ER11	0.50
	BT30-ER11-100	P2772108	0.5 - 7.0	100	19	M6	45	ER11	0.50
	BT30-ER16-70	P2772109	0.5 - 10.0	70	28	M12	45	ER16	1.00
	BT30-ER16-100	P2772110	0.5 - 10.0	100	28	M12	45	ER16	1.10
	BT30-ER20-80	P2772111	0.5 - 13.0	80	34	M12	50	ER20	1.20
	BT30-ER20-100	P2772112	0.5 - 13.0	100	34	M12	50	ER20	1.30
	BT30-ER25-70	P2772106	1.0 - 16.0	70	42	M12	65	ER25	1.20
	BT30-ER25-100	P2772113	1.0 - 16.0	100	42	M12	65	ER25	1.30
	BT30-ER32-60	P2772144	1.0 - 20.0	60	50	M12	65	ER32	1.40
	BT30-ER32-90	P2772115	1.0 - 20.0	90	50	M12	65	ER32	1.90
40	BT40-ER11-75	P2772116	0.5 - 7.0	75	19	M6	45	ER11	1.00
	BT40-ER11-100	P2772117	0.5 - 7.0	100	19	M6	45	ER11	1.10
	BT40-ER16-75	P2772101	0.5 - 10.0	75	28	M12	45	ER16	1.10
	BT40-ER16-100	P2772118	0.5 - 10.0	100	28	M12	45	ER16	1.20
	BT40-ER16-120	P2772119	0.5 - 10.0	120	28	M12	45	ER16	1.40
	BT40-ER20-75	P2772102	0.5 - 13.0	75	34	M12	50	ER20	1.40
	BT40-ER20-100	P2772120	0.5 - 13.0	100	34	M12	50	ER20	1.80
	BT40-ER20-135	P2772121	0.5 - 13.0	135	34	M12	50	ER20	2.20
	BT40-ER25-75	P2772103	1.0 - 16.0	75	42	M12	65	ER25	1.40
	BT40-ER25-100	P2772122	1.0 - 16.0	100	42	M12	65	ER25	1.80
	BT40-ER25-135	P2772123	1.0 - 16.0	135	42	M12	65	ER25	2.20
	BT40-ER25-150	P2772124	1.0 - 16.0	150	42	M12	65	ER25	2.40
	BT40-ER32-60	P2772104	1.0 - 20.0	60	50	M12	65	ER32	1.80
	BT40-ER32-100	P2772125	1.0 - 20.0	100	50	M12	65	ER32	2.20
	BT40-ER32-120	P2772105	1.0 - 20.0	120	50	M12	65	ER32	2.40
	BT40-ER32-150	P2772126	1.0 - 20.0	150	50	M12	65	ER32	2.60
	BT40-ER40-80	P2772127	2.0 - 30.0	80	63	M12	75	ER40	1.50

▶ CAT(ANSI B5.50) taper and Inch type products are available.
CAT(ANSI B5.50)锥柄及英制产品可供选择

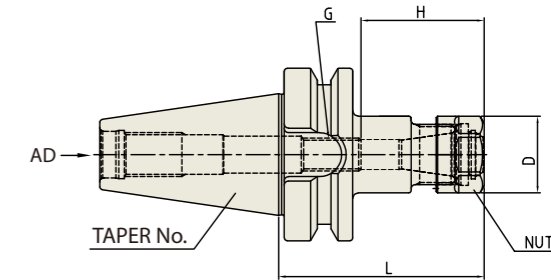
▶ NEXT PAGE

YG ER COLLET CHUCK

ER

ER COLLET CHUCK
ER夹头刀柄

JIS B6339/
MAS 403-BT



JIS B6339-BT, AT3, 6.3G, 15,000 RPM, AD. ER Collet, Refer to page 103-109. ER nut, Sealing disk and Spanner refer to page 110-115.

Unit (单位) : mm

TAPER No. 锥度号	MODEL No. 型号	EDP No.	CLAMPING RANGE 夹持范围	L	D	G	H	NUT / COLLET 螺母 / 筒夹	WEIGHT 重量(Kg)
50	BT50-ER16-100	P2772128	0.5 - 10.0	100	28	M12	45	ER16	4.20
	BT50-ER16-120	P2772129	0.5 - 10.0	120	28	M12	45	ER16	4.40
	BT50-ER16-165	P2772130	0.5 - 10.0	165	28	M12	45	ER16	4.60
	BT50-ER20-100	P2772131	0.5 - 13.0	100	34	M12	50	ER20	4.60
	BT50-ER20-135	P2772132	0.5 - 13.0	135	34	M12	50	ER20	4.80
	BT50-ER20-165	P2772133	0.5 - 13.0	165	34	M12	50	ER20	5.00
	BT50-ER25-100	P2772134	1.0 - 16.0	100	42	M12	65	ER25	4.70
	BT50-ER25-135	P2772135	1.0 - 16.0	135	42	M12	65	ER25	4.80
	BT50-ER25-165	P2772136	1.0 - 16.0	165	42	M12	65	ER25	5.00
	BT50-ER32-100	P2772137	1.0 - 20.0	100	50	M12	65	ER32	5.20
50	BT50-ER32-135	P2772138	1.0 - 20.0	135	50	M12	65	ER32	5.70
	BT50-ER32-165	P2772139	1.0 - 20.0	165	50	M12	65	ER32	5.80
	BT50-ER40-100	P2772140	2.0 - 30.0	100	63	M12	75	ER40	5.60
	BT50-ER40-150	P2772141	2.0 - 30.0	150	63	M12	75	ER40	6.10
	BT50-ER50-100	P2772142	4.0 - 34.0	100	78	M16	85	ER50	5.80
	BT50-ER50-150	P2772143	4.0 - 34.0	150	78	M16	85	ER50	6.30

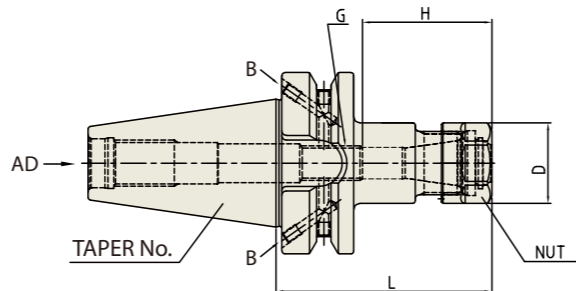
▶ CAT(ANSI B5.50) taper and Inch type products are available.
CAT(ANSI B5.50)锥柄及英制产品可供选择

YG ER COLLET CHUCK

ER

ER COLLET CHUCK
ER夹头刀柄

JIS B6339/
MAS 403-BT



JIS B6339-BT, AT3, 6.3G, 15,000 RPM, AD/B, ER Collet, Refer to page 103-109, ER 变径套, 请参阅 103页~109页, ER nut, Sealing disk and Spanner refer to page 110-115, ER螺母, 密封圈, 扳手 请参考110~115页

Unit (单位) : mm

TAPER No. 锥度号	MODEL No. 型号	EDP No.	CLAMPING RANGE 夹持范围	L	D	G	H	NUT / COLLET 螺母 / 筒夹	WEIGHT 重量(Kg)
40	BT40AD/B-ER11-75	P2776551	0.5 - 7.0	75	19	M6	45	ER11	1.00
	BT40AD/B-ER11-100	P2776552	0.5 - 7.0	100	19	M6	45	ER11	1.10
	BT40AD/B-ER16-75	P2776553	0.5 - 10.0	75	28	M12	45	ER16	1.10
	BT40AD/B-ER16-100	P2776554	0.5 - 10.0	100	28	M12	45	ER16	1.20
	BT40AD/B-ER16-120	P2776555	0.5 - 10.0	120	28	M12	45	ER16	1.40
	BT40AD/B-ER20-75	P2776556	0.5 - 13.0	75	34	M12	50	ER20	1.40
	BT40AD/B-ER20-100	P2776557	0.5 - 13.0	100	34	M12	50	ER20	1.80
	BT40AD/B-ER20-135	P2776558	0.5 - 13.0	135	34	M12	50	ER20	2.20
	BT40AD/B-ER25-75	P2776559	1.0 - 16.0	75	42	M12	65	ER25	1.40
	BT40AD/B-ER25-100	P2776560	1.0 - 16.0	100	42	M12	65	ER25	1.80
	BT40AD/B-ER25-135	P2776561	1.0 - 16.0	135	42	M12	65	ER25	2.20
	BT40AD/B-ER25-150	P2776562	1.0 - 16.0	150	42	M12	65	ER25	2.40
	BT40AD/B-ER32-60	P2776563	1.0 - 20.0	60	50	M12	65	ER32	1.80
	BT40AD/B-ER32-100	P2776564	1.0 - 20.0	100	50	M12	65	ER32	2.20
50	BT50AD/B-ER16-100	P2776565	0.5 - 10.0	100	28	M12	45	ER16	4.20
	BT50AD/B-ER16-120	P2776566	0.5 - 10.0	120	28	M12	45	ER16	4.40
	BT50AD/B-ER16-165	P2776567	0.5 - 10.0	165	28	M12	45	ER16	4.60
	BT50AD/B-ER20-100	P2776568	0.5 - 13.0	100	34	M12	50	ER20	4.60
	BT50AD/B-ER20-135	P2776569	0.5 - 13.0	135	34	M12	50	ER20	4.80
	BT50AD/B-ER20-165	P2776570	0.5 - 13.0	165	34	M12	50	ER20	5.00
	BT50AD/B-ER25-100	P2776571	1.0 - 16.0	100	42	M12	65	ER25	4.70
	BT50AD/B-ER25-135	P2776572	1.0 - 16.0	135	42	M12	65	ER25	4.80
	BT50AD/B-ER25-165	P2776573	1.0 - 16.0	165	42	M12	65	ER25	5.00
	BT50AD/B-ER32-100	P2776574	1.0 - 20.0	100	50	M12	65	ER32	5.20
	BT50AD/B-ER32-135	P2776575	1.0 - 20.0	135	50	M12	65	ER32	5.70
	BT50AD/B-ER32-165	P2776576	1.0 - 20.0	165	50	M12	65	ER32	5.80
	BT50AD/B-ER40-100	P2776577	2.0 - 30.0	100	63	M12	75	ER40	5.60
	BT50AD/B-ER40-150	P2776578	2.0 - 30.0	150	63	M12	75	ER40	6.10
	BT50AD/B-ER50-100	P2776579	4.0 - 34.0	100	78	M16	85	ER50	5.80
	BT50AD/B-ER50-150	P2776580	4.0 - 34.0	150	78	M16	85	ER50	6.30

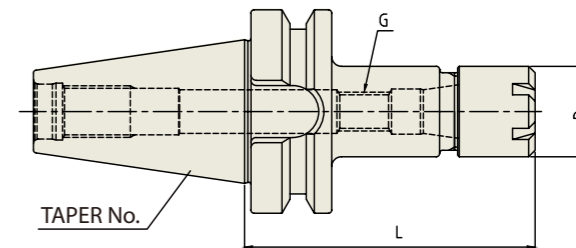
▶ CAT(ANSI B5.50) taper and Inch type products are available.
CAT(ANSI B5.50)锥柄及英制产品可供选择

YG ER COLLET CHUCK

ER

ER COLLET CHUCK
ER夹头刀柄

JIS B6339/
MAS 403-BT



JIS B6339-BT, AT3, 6.3G, 15,000 RPM, AD, ER Collet, Refer to page 103-109, ER 变径套, 请参阅 103页~109页, ER nut, Sealing disk and Spanner refer to page 110-115, ER螺母, 密封圈, 扳手 请参考110~115页

Unit (单位) : mm

TAPER No. 锥度号	MODEL No. 型号	EDP No.	CLAMPING RANGE 夹持范围	L	D	G	H	NUT / COLLET 螺母 / 筒夹	WEIGHT 重量(Kg)
30	BT30-ER11M-50	P2802601	0.5 - 7.0	50	16	M6	29.5	XSQ-R11M / ER11	0.50
	BT30-ER11M-75	P2802602	0.5 - 7.0	75	16	M6	29.5	XSQ-R11M / ER11	0.50
	BT30-ER11M-100	P2802603	0.5 - 7.0	100	16	M6	29.5	XSQ-R11M / ER11	0.60
	BT30-ER16M-50	P2802604	0.5 - 10.0	50	22	M10	38	XSQ-R16M / ER16	0.50
	BT30-ER16M-75	P2802605	0.5 - 10.0	75	22	M10	38	XSQ-R16M / ER16	0.50
	BT30-ER16M-100	P2802606	0.5 - 10.0	100	22	M10	38	XSQ-R16M / ER16	0.60
	BT30-ER20M-50	P2802607	0.5 - 13.0	50	28	M12	44.5	XSQ-R20M / ER20	0.50
	BT30-ER20M-75	P2802608	0.5 - 13.0	75	28	M12	44.5	XSQ-R20M / ER20	0.60
	BT30-ER20M-100	P2802609	0.5 - 13.0	100	28	M12	44.5	XSQ-R20M / ER20	0.70
	BT30-ER25M-50	P2802610	1.0 - 16.0	50	35	M12	52	XSQ-R25M / ER25	0.60
	BT30-ER25M-75	P2802611	1.0 - 16.0	75	35	M12	52	XSQ-R25M / ER25	0.70
	BT30-ER25M-100	P2802612	1.0 - 16.0	100	35	M12	52	XSQ-R25M / ER25	0.80
	BT40-ER11M-60	P2802613	0.5 - 7.0	60	16	M6	29.5	XSQ-R11M / ER11	1.00
	BT40-ER11M-90	P2802614	0.5 - 7.0	90	16	M6	29.5	XSQ-R11M / ER11	1.10
40	BT40-ER11M-135	P2802615	0.5 - 7.0	135	16	M6	29.5	XSQ-R11M / ER11	1.20
	BT40-ER16M-60	P2802616	0.5 - 10.0	60	22	M10	38	XSQ-R16M / ER16	1.10
	BT40-ER16M-90	P2802617	0.5 - 10.0	90	22	M10	38	XSQ-R16M / ER16	1.20
	BT40-ER16M-135	P2802618	0.5 - 10.0	135	22	M10	38	XSQ-R16M / ER16	1.40
	BT40-ER20M-60	P2802619	0.5 - 13.0	60	28	M12	44.5	XSQ-R20M / ER20	1.10
	BT40-ER20M-90	P2802620	0.5 - 13.0	90	28	M12	44.5	XSQ-R20M / ER20	1.50
	BT40-ER20M-150	P2802621	0.5 - 13.0	150	28	M12	44.5	XSQ-R20M / ER20	1.80
	BT40-ER25M-60	P2802622	1.0 - 16.0	60	35	M12	52	XSQ-R25M / ER25	1.20
	BT40-ER25M-90	P2802623	1.0 - 16.0	90	35	M12	52	XSQ-R25M / ER25	1.40
	BT40-ER25M-150	P2802624	1.0 - 16.0	150	35	M12	52	XSQ-R25M / ER25	1.80
	BT50-ER11M-90	P2802625	0.5 - 7.0	90	16	M6	29.5	XSQ-R11M / ER11	3.80
	BT50-ER11M-120	P2802626	0.5 - 7.0	120	16	M6	29.5	XSQ-R11M / ER11	3.90
	BT50-ER11M-165	P2802627	0.5 - 7.0	165	16	M6	29.5	XSQ-R11M / ER11	4.00
	BT50-ER16M-90	P2802628	0.5 - 10.0	90	22	M10	38	XSQ-R16M / ER16	3.80
	BT50-ER16M-120	P2802629	0.5 - 10.0	120	22	M10	38	XSQ-R16M / ER16	4.00
	BT50-ER16M-165	P2802630	0.5 - 10.0	165	22	M10	38	XSQ-R16M / ER16	4.20
50	BT50-ER20M-75	P2802631	0.5 - 13.0	75	28	M12	44.5	XSQ-R20M / ER20	3.80
	BT50-ER20M-105	P2802632	0.5 - 13.0	105	28	M12	44.5	XSQ-R20M / ER20	3.90
	BT50-ER20M-165	P2802633	0.5 - 13.0	165	28	M12	44.5	XSQ-R20M / ER20	4.50
	BT50-ER25M-75	P2802634	1.0 - 16.0	75	35	M12	52	XSQ-R25M / ER25	3.90
	BT50-ER25M-105	P2802635	1.0 - 16.0	105	35	M12	52	XSQ-R25M / ER25	4.10
	BT50-ER25M-165	P2802636	1.0 - 16.0	165	35	M12	52	XSQ-R25M / ER25	4.40

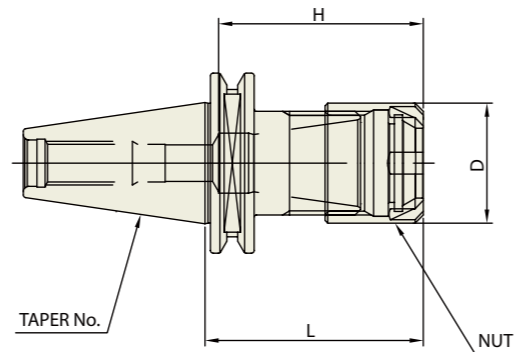
▶ CAT(ANSI B5.50) taper and Inch type products are available.
CAT(ANSI B5.50)锥柄及英制产品可供选择

YG ER COLLET CHUCK

ER

ER COLLET CHUCK
ER夹头刀柄

ISO 20/25 (SLIM TYPE)



ER Collet, Refer to page 103-109
ER 变径套, 请参阅 103页~109页

ER nut, Sealing disk and Spanner refer to page 110-115
ER螺母, 密封圈, 扳手 请参考110~115页

Unit (单位) : mm

TAPER No. 锥度号	MODEL No. 型号	EDP No.	CLAMPING RANGE 夹持范围	L	D	H	NUT / COLLET 螺母 / 筒夹	WEIGHT 重量(Kg)
20	ISO20-ER16M-35	P2776541	0.5 - 10.0	35	22	37.5	ER16M / ER16	-
	ISO25-ER16M-35	P2776542	0.5 - 10.0	35	22	37.5	ER16M / ER16	-
25	ISO25-ER20M-36	P2776543	0.5 - 13.0	36	28	-	ER20M / ER20	-

► Higher balancing grade is available upon request.
可根据要求提供高动平衡等级

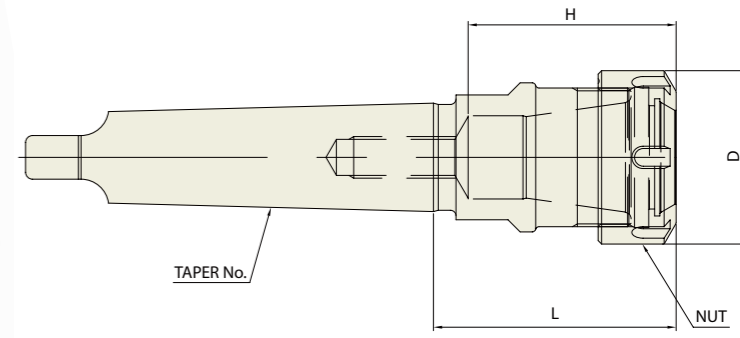
► To be supplied with assembling of pull stud bolt.
可供应拉了组装型产品

YG ER COLLET CHUCK

ER

ER COLLET CHUCK
ER夹头刀柄

DIN 228-MTA



ER Collet, Refer to page 103-109
ER 变径套, 请参阅 103页~109页

ER nut, Sealing disk and Spanner refer to page 110-115
ER螺母, 密封圈, 扳手 请参考110~115页

Unit (单位) : mm

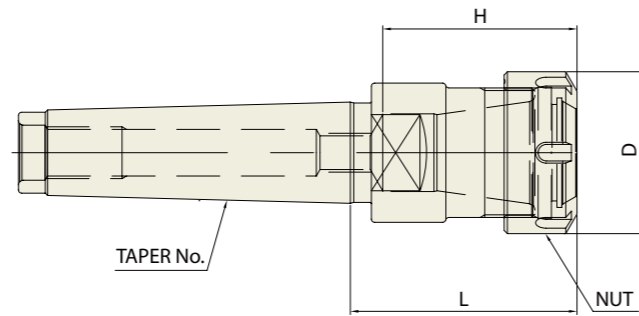
TAPER No. 锥度号	MODEL No. 型号	EDP No.	CLAMPING RANGE 夹持范围	L	D	H	NUT / COLLET 螺母 / 筒夹	WEIGHT 重量(Kg)
1	MTA1-ER11	P2772241	0.5 - 7.0	42.1	19	28.6	ER11	0.30
	MTA1-ER16	P2772242	0.5 - 10.0	43.9	28	36.6	ER16	0.35
2	MTA2-ER20	P2772243	0.5 - 13.0	50	34	40.5	ER20	0.50
	MTA2-ER25	P2772244	1.0 - 16.0	50	42	41	ER25	0.60
3	MTA3-ER25	P2772245	1.0 - 16.0	60	42	52	ER25	0.60
	MTA3-ER32	P2772246	1.0 - 20.0	70	50	47	ER32	0.65
4	MTA4-ER20	P2772247	0.5 - 13.0	60	34	50	ER20	1.00
	MTA4-ER25	P2772248	1.0 - 16.0	60	42	52	ER25	1.10
	MTA4-ER32	P2772249	1.0 - 20.0	65	50	48	ER32	1.30
5	MTA4-ER40	P2772250	2.0 - 30.0	80	63	69	ER40	1.50
	MTA5-ER32	P2772251	1.0 - 20.0	70	50	60	ER32	2.20
	MTA5-ER40	P2772252	2.0 - 30.0	80	63	69	ER40	2.40
	MTA5-ER50	P2772253	4.0 - 34.0	80	78	69	ER50	2.80

YG ER COLLET CHUCK

ER

ER COLLET CHUCK
ER夹头刀柄

DIN 228-MTB



ER Collet, Refer to page 103-109
ER 变径套, 请参阅 103页~109页

ER nut, Sealing disk and Spanner refer to page 110-115
ER螺母, 密封圈, 扳手 请参考110~115页

Unit (单位) : mm

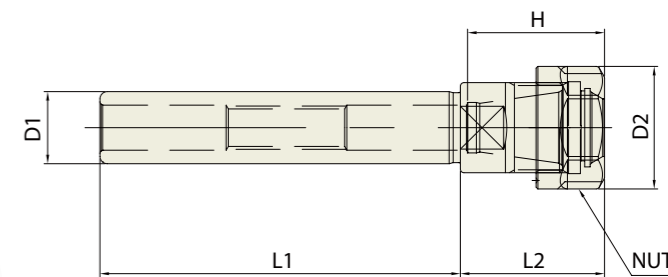
TAPER No. 锥度号	MODEL No. 型号	EDP No.	CLAMPING RANGE 夹持范围	L	D	H	NUT / COLLET 螺母 / 筒夹	WEIGHT 重量(Kg)
1	MTB1-ER16	P2772254	0.5 - 10.0	43.9	28	36.6	ER16	0.35
2	MTB2-ER20	P2772255	0.5 - 13.0	50	34	40.5	ER20	0.50
	MTB2-ER25	P2772256	1.0 - 16.0	50	42	41	ER25	0.60
3	MTB3-ER25	P2772257	1.0 - 16.0	60	42	52	ER25	0.60
	MTB3-ER32	P2772258	1.0 - 20.0	70	50	47	ER32	0.65
4	MTB4-ER32	P2772259	1.0 - 20.0	65	50	48	ER32	1.10
	MTB4-ER40	P2772260	2.0 - 30.0	80	63	69	ER40	1.30
5	MTB5-ER32	P2772261	1.0 - 20.0	70	50	60	ER32	2.00
	MTB5-ER40	P2772262	2.0 - 30.0	80	63	69	ER40	2.20
	MTB5-ER50	P2772263	4.0 - 34.0	80	78	69	ER50	2.60

YG ER COLLET CHUCK

ER

ER COLLET CHUCK
ER夹头刀柄

STRAIGHT-K



ER Collet, Refer to page 103-109
ER 变径套, 请参阅 103页~109页

ER nut, Sealing disk and Spanner refer to page 110-115
ER螺母, 密封圈, 扳手 请参考110~115页

Unit (单位) : mm

TAPER No. 锥度号	MODEL No. 型号	EDP No.	CLAMPING RANGE 夹持范围	D1	D2	L1	L2	H	NUT / COLLET 螺母 / 筒夹	WEIGHT 重量(Kg)
16	K16-ER11-100	P2772201	0.5 - 7.0	16	19	100	32	27	ER11	0.15
	K16-ER16-100	P2772219	0.5 - 10.0	16	28	100	36	32.6	ER16	0.18
20	K20-ER16-100	P2772202	0.5 - 10.0	20	28	100	36	35.6	ER16	0.25
	K20-ER20-100	P2772203	0.5 - 13.0	20	34	100	40	38	ER20	0.29
	K20-ER25-100	P2772220	1.0 - 16.0	20	42	100	50	44	ER25	0.35
25	K25-ER20-100	P2772221	0.5 - 13.0	25	34	100	40	71.6	ER20	0.40
	K25-ER25-100	P2772204	1.0 - 16.0	25	42	100	50	43.1	ER25	0.45
32	K32-ER16-100	P2772222	0.5 - 10.0	32	28	100	36	-	ER16	0.50
	K32-ER20-100	P2772223	0.5 - 13.0	32	34	100	40	71.6	ER20	0.66
	K32-ER25-100	P2772224	1.0 - 16.0	32	42	100	50	71.1	ER25	0.75
	K32-ER32-100	P2772225	1.0 - 20.0	32	50	100	58	78	ER32	1.00

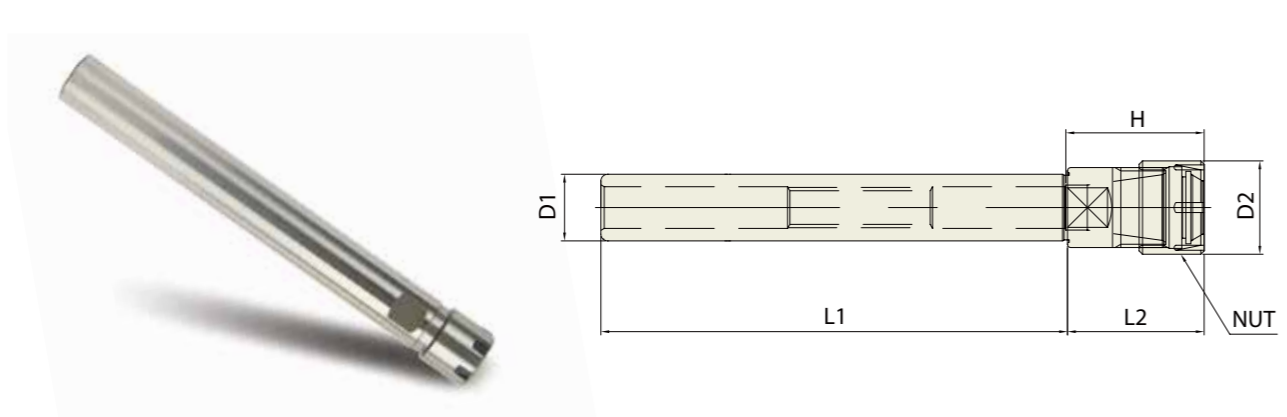


ER

EXTENSION ER COLLET CHUCK

STRAIGHT-K (SLIM TYPE)

ER夹头刀柄 (细长型)



ER Collet, Refer to page 103-109
ER 变径套, 请参阅 103页~109页

ER nut, Sealing disk and Spanner refer to page 110-115
ER螺母, 密封圈, 扳手 请参考110~115页

Unit (单位) : mm

TAPER No. 锥度号	MODEL No. 型号	EDP No.	CLAMPING RANGE 夹持范围	D1	D2	L1	L2	H	NUT / COLLET 螺母 / 筒夹	WEIGHT 重量(Kg)
12	K12-ER8M-70	P2772205	0.5 - 5.0	12	12	70	25	38	ER8M / ER8	0.10
	K12-ER8M-100	P2780001	0.5 - 5.0	12	12	100	25	38	ER8M / ER8	0.13
	K12-ER8M-150	P2780002	0.5 - 5.0	12	12	150	25	38	ER8M / ER8	0.17
	K12-ER8M-200	P2780003	0.5 - 5.0	12	12	200	25	38	ER8M / ER8	0.21
	K12-ER8M-250	P2780004	0.5 - 5.0	12	12	250	25	38	ER8M / ER8	0.26
	K12-ER8M-300	P2780005	0.5 - 5.0	12	12	300	25	38	ER8M / ER8	0.3
16	K16-ER11M-100	P2780006	0.5 - 7.0	16	16	100	32	29.5	ER11M / ER11	0.18
	K16-ER11M-140	P2772206	0.5 - 7.0	16	16	140	32	29.5	ER11M / ER11	0.23
	K16-ER11M-200	P2780007	0.5 - 7.0	16	16	200	32	29.5	ER11M / ER11	0.37
	K16-ER11M-250	P2780008	0.5 - 7.0	16	16	250	32	29.5	ER11M / ER11	0.45
	K16-ER11M-300	P2780009	0.5 - 7.0	16	16	300	32	29.5	ER11M / ER11	0.52
	K16-ER16M-100	P2780010	0.5 - 10.0	16	22	100	32	38	ER16M / ER16	0.18
20	K16-ER16M-140	P2780011	0.5 - 10.0	16	22	140	32	38	ER16M / ER16	0.23
	K16-ER16M-200	P2780012	0.5 - 10.0	16	22	200	32	38	ER16M / ER16	0.37
	K16-ER16M-250	P2780013	0.5 - 10.0	16	22	250	32	38	ER16M / ER16	0.45
	K16-ER16M-300	P2780014	0.5 - 10.0	16	22	300	32	38	ER16M / ER16	0.52
	K20-ER16M-100	P2780015	0.5 - 10.0	20	22	100	41	-	ER16M / ER16	0.22
	K20-ER16M-140	P2772207	0.5 - 10.0	20	22	140	41	-	ER16M / ER16	0.28
	K20-ER16M-200	P2780016	0.5 - 10.0	20	22	200	41	-	ER16M / ER16	0.54
	K20-ER16M-250	P2780017	0.5 - 10.0	20	22	250	41	-	ER16M / ER16	0.66
	K20-ER16M-300	P2780018	0.5 - 10.0	20	22	300	41	-	ER16M / ER16	0.78
	K20-ER20M-100	P2780019	0.5 - 13.0	20	28	100	41	41.5	ER20M / ER20	0.25
	K20-ER20M-140	P2772208	0.5 - 13.0	20	28	140	41	41.5	ER20M / ER20	0.32
	K20-ER20M-200	P2780020	0.5 - 13.0	20	28	200	41	41.5	ER20M / ER20	0.54
K20-ER20M-250	P2780021	0.5 - 13.0	20	28	250	41	41.5	ER20M / ER20	0.66	
K20-ER20M-300	P2780022	0.5 - 13.0	20	28	300	41	41.5	ER20M / ER20	0.78	

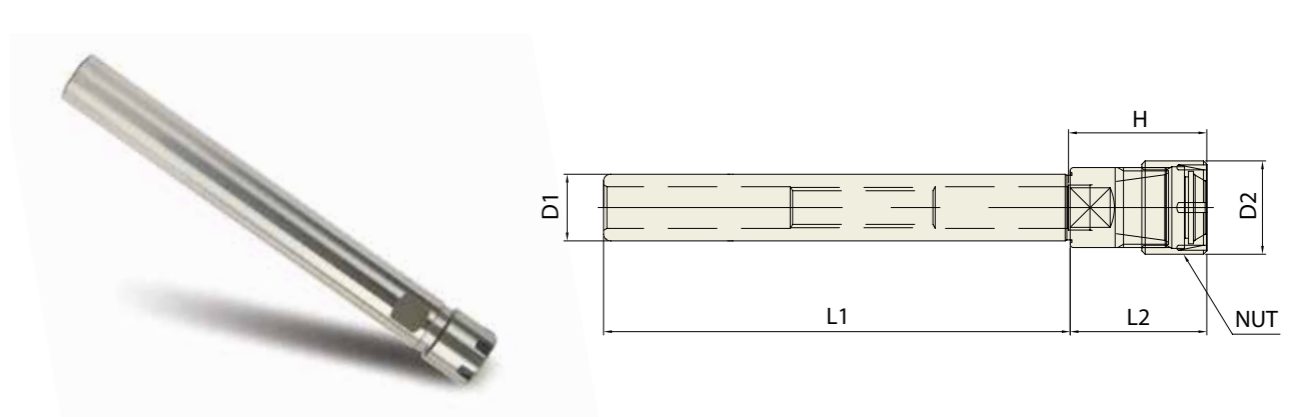


ER

EXTENSION ER COLLET CHUCK

STRAIGHT-K (SLIM TYPE)

ER夹头刀柄 (细长型)



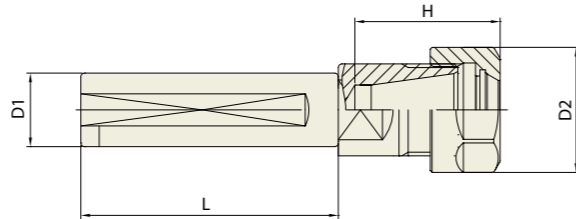
ER Collet, Refer to page 103-109
ER 变径套, 请参阅 103页~109页

ER nut, Sealing disk and Spanner refer to page 110-115
ER螺母, 密封圈, 扳手 请参考110~115页

Unit (单位) : mm

TAPER No. 锥度号	MODEL No. 型号	EDP No.	CLAMPING RANGE 夹持范围	D1	D2	L1	L2	H	NUT / COLLET 螺母 / 筒夹	WEIGHT 重量(Kg)
25	K25-ER16M-100	P2780023	0.5 - 10.0	25	22	100	41	-	ER16M / ER16	0.38
	K25-ER16M-140	P2772209	0.5 - 10.0	25	22	140	41	-	ER16M / ER16	0.50
	K25-ER16M-200	P2780024	0.5 - 10.0	25	22	200	41	-	ER16M / ER16	0.80
	K25-ER16M-250	P2780025	0.5 - 10.0	25	22	250	41	-	ER16M / ER16	1.00
	K25-ER16M-300	P2780026	0.5 - 10.0	25	22	300	41	-	ER16M / ER16	1.19
	K25-ER20M-140	P2772210	0.5 - 13.0	25	28	140	41	79	ER20M / ER20	0.52
	K25-ER20M-200	P2780027	0.5 - 13.0	25	28	200	41	79	ER20M / ER20	0.84
	K25-ER20M-250	P2780028	0.5 - 13.0	25	28	250	41	79	ER20M / ER20	1.03
	K25-ER20M-300	P2780029	0.5 - 13.0	25	28	300	41	79	ER20M / ER20	1.23
	K25-ER25M-140	P2772211	1.0 - 16.0	25	35	140	45	82	ER25M / ER25	0.50
	K25-ER25M-200	P2780030	1.0 - 16.0	25	35	200	45	82	ER25M / ER25	0.84
	K25-ER25M-250	P2780031	1.0 - 16.0	25	35	250	45	82	ER25M / ER25	1.04
32	K25-ER25M-300	P2780032	1.0 - 16.0	25	35	300	45	82	ER25M / ER25	1.23
	K32-ER20M-150	P2780033	0.5 - 13.0	32	28	150	41	41.5	ER20M / ER25	0.84
	K32-ER20M-200	P2780034	0.5 - 13.0	32	28	200	41	41.5	ER20M / ER25	1.31
	K32-ER20M-250	P2780035	0.5 - 13.0	32	28	250	41	41.5	ER20M / ER25	1.62
	K32-ER20M-300	P2780036	0.5 - 13.0	32	28	300	41	41.5	ER20M / ER25	1.94
	K32-ER25M-150	P2780037	1.0 - 16.0	32	35	150	41	41.5	ER25M / ER25	1.01
	K32-ER25M-200	P2780038	1.0 - 16.0	32	35	200	41	41.5	ER25M / ER25	1.32
	K32-ER25M-250	P2780039	1.0 - 16.0	32	35	250	41	41.5	ER25M / ER25	1.64
	K32-ER25M-300	P2780040	1.0 - 16.0	32	35	300	41	41.5	ER25M / ER25	1.95
	K32-ER25M-350	P2780041	1.0 - 16.0	32	35	350	41	41.5	ER25M / ER25	2.27

TENSION ER CHUCK (For TAPPING) STRAIGHT-K
伸缩式ER夹头刀柄 (攻丝用)



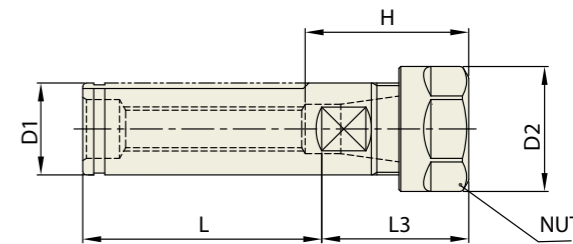
ER Collet, Refer to page 103-109
 ER 变径套, 请参阅 103页~109页

ER nut, Sealing disk and Spanner refer to page 110-115
 ER螺母, 密封圈, 扳手 请参考110~115页

Unit (单位) : mm

TAPER No. 锥度号	MODEL No. 型号	EDP No.	CLAMPING RANGE 夹持范围	D1	D2	L	H	NUT / COLLET 螺母 / 筒夹	WEIGHT 重量(Kg)
20	K20-ERT16-70	P2772212	0.5 - 10.0	20	28	70	31.7	ER16	0.40
25	K25-ERT16-80	P2772213	0.5 - 10.0	25	28	80	31.7	ER16	0.45
	K25-ERT20-80	P2772214	0.5 - 13.0	25	34	80	35.5	ER20	0.50
32	K32-ERT16-80	P2772215	0.5 - 10.0	32	28	80	31.7	ER16	0.70
	K32-ERT20-80	P2772216	0.5 - 13.0	32	34	80	35.5	ER20	0.80
	K32-ERT25-80	P2772217	1.0 - 16.0	32	42	80	42	ER25	1.00
	K32-ERT32-80	P2772218	1.0 - 20.0	32	50	80	48	ER32	1.20

ER COLLET CHUCK NC- for CNC LATHE
ER夹头刀柄



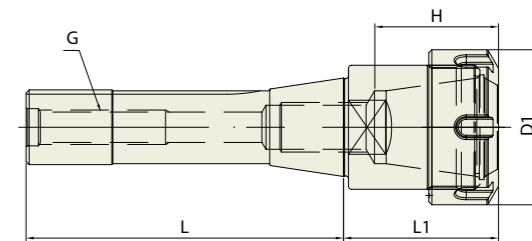
ER Collet, Refer to page 103-109
 ER 变径套, 请参阅 103页~109页

ER nut, Sealing disk and Spanner refer to page 110-115
 ER螺母, 密封圈, 扳手 请参考110~115页

◆ STANDARD

Unit : mm

TAPER No.	MODEL No.	EDP No.	CLAMPING RANGE	D1	D2	L	L1	H	NUT / COLLET	WEIGHT (kg)
25	NC25-ER11	P2772310	0.5 - 7.0	25	19	65	32	28.6	ER11	0.30
	NC25-ER16	P2772311	0.5 - 10.0	25	28	65	36	35.6	ER16	0.45
	NC25-ER20	P2772301	0.5 - 13.0	25	34	65	40	44.5	ER20	0.50
	NC25-ER25	P2772302	1.0 - 16.0	25	42	65	40	41	ER25	0.55
32	NC32-ER20	P2772303	0.5 - 13.0	32	34	60	39.5	44.5	ER20	0.60
	NC32-ER25	P2772304	1.0 - 16.0	32	42	70	40	41	ER25	0.70
	NC32-ER32	P2772305	1.0 - 20.0	32	50	70	45	47	ER32	0.75
40	NC40-ER32	P2772306	1.0 - 20.0	40	50	75	45	60	ER32	1.25
	NC40-ER40	P2772307	2.0 - 30.0	40	63	75	55	53	ER40	1.30



ER Collet, Refer to page 103-109
 ER 变径套, 请参阅 103页~109页

ER nut, Sealing disk and Spanner refer to page 110-115
 ER螺母, 密封圈, 扳手 请参考110~115页

■ BRIDGEPORT-R8

Unit (单位) : mm

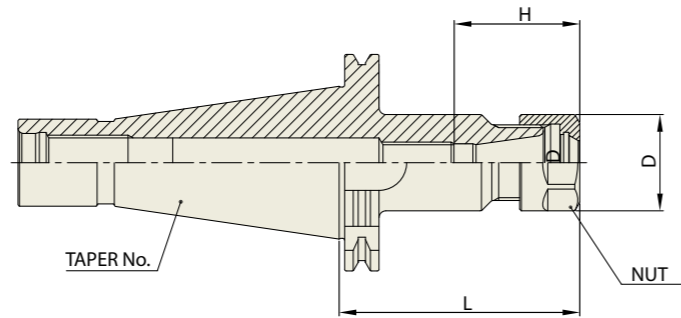
TAPER No. 锥度号	MODEL No. 型号	EDP No.	CLAMPING RANGE 夹持范围	G	D1	L	L1	H	NUT / COLLET 螺母 / 筒夹	WEIGHT 重量(Kg)
R8	R8-ER32	P2772308	1.0 - 20.0	U7/16	50	102.4	50	40	ER32	1.00
	R8-ER40	P2772309	2.0 - 30.0	U7/16	63	102.4	75	51	ER40	1.20

YG ER COLLET CHUCK

ER

ER COLLET CHUCK
ER夹头刀柄

GOST 25827-93



ER Collet, Refer to page 103-109
ER 变径套, 请参阅 103页~109页

ER nut, Sealing disk and Spanner refer to page 110-115
ER螺母, 密封圈, 扳手 请参考110~115页

Unit : mm

TAPER No. 锥度号	MODEL No. 型号	EDP No.	CLAMPING RANGE 夹持范围	D	L	H	NUT / COLLET 螺母 / 筒夹	WEIGHT 重量(Kg)
40	GOST40-ER16-70	P2780101	0.5 - 10.0	28	70	45	ER16	
	GOST40-ER16-100	P2780102	0.5 - 10.0	28	100	45	ER16	
	GOST40-ER25-70	P2780103	1.0 - 16.0	42	70	65	ER25	
	GOST40-ER25-100	P2780104	1.0 - 16.0	42	120	65	ER25	
	GOST40-ER32-70	P2780105	1.0 - 20.0	50	70	65	ER32	
	GOST40-ER32-100	P2780106	1.0 - 20.0	50	100	65	ER32	
50	GOST50-ER16-90	P2780107	0.5 - 10.0	28	90	45	ER16	
	GOST50-ER16-150	P2780108	0.5 - 10.0	28	150	45	ER16	
	GOST50-ER25-90	P2780109	1.0 - 16.0	42	90	65	ER25	
	GOST50-ER25-150	P2780110	1.0 - 16.0	42	150	65	ER25	
	GOST50-ER32-90	P2780111	1.0 - 20.0	50	90	65	ER32	
	GOST50-ER32-150	P2780112	1.0 - 20.0	50	150	65	ER32	
	GOST50-ER40-90	P2780113	2.0 - 30.0	63	90	65	ER40	

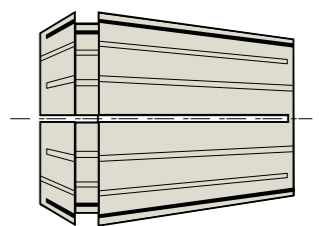
YG ER COLLET CHUCK

GER

ER COLLET - GER (High Precision)
ER筒夹 - GER (高精密)

GER 8		
CLAMPING RANGE 夹持范围	CODE No. 编号	EDP No.
1.0 - 0.5	108010	P2772557
1.5 - 1.0	108015	P2772558
2.0 - 1.5	108020	P2772559
2.5 - 2.0	108025	P2772560
3.0 - 2.5	108030	P2772561
3.5 - 3.0	108035	P2772562
4.0 - 3.5	108040	P2772563
4.5 - 4.0	108045	P2772564
5.0 - 4.5	108050	P2772565

GER 11		
CLAMPING RANGE 夹持范围	CODE No. 编号	EDP No.
1.0 - 0.5	111010	P2772401
1.5 - 1.0	111015	P2772402
2.0 - 1.5	111020	P2772403
2.5 - 2.0	111025	P2772404
3.0 - 2.5	111030	P2772405
3.5 - 3.0	111035	P2772406
4.0 - 3.5	111040	P2772407
4.5 - 4.0	111045	P2772408
5.0 - 4.5	111050	P2772409
5.5 - 5.0	111055	P2772410
6.0 - 5.5	111060	P2772411
6.5 - 6.0	111065	P2772412
7.0 - 6.5	111070	P2772413



* T.I.R : ≤0.005mm at 3D

Unit (单位) : mm

GER 16		
CLAMPING RANGE 夹持范围	CODE No. 编号	EDP No.
1.0 - 0.5	116010	P2772414
2.0 - 1.0	116020	P2772415
3.0 - 2.0	116030	P2772416
4.0 - 3.0	116040	P2772417
5.0 - 4.0	116050	P2772418
6.0 - 5.0	116060	P2772419
7.0 - 6.0	116070	P2772420
8.0 - 7.0	116080	P2772421
9.0 - 8.0	116090	P2772422
10.0 - 9.0	116100	P2772423
1.5 - 1.0	116015	P2772424
2.5 - 2.0	116025	P2772425

GER 25		
CLAMPING RANGE 夹持范围	CODE No. 编号	EDP No.
2.0 - 1.0	125020	P2772441
3.0 - 2.0	125030	P2772442
4.0 - 3.0	125040	P2772443
5.0 - 4.0	125050	P2772444
6.0 - 5.0	125060	P2772445
7.0 - 6.0	125070	P2772446
8.0 - 7.0	125080	P2772447
9.0 - 8.0	125090	P2772448
10.0 - 9.0	125100	P2772449
11.0 - 10.0	125110	P2772450
12.0 - 11.0	125120	P2772451
13.0 - 12.0	125130	P2772452
14.0 - 13.0	125140	P2772453
15.0 - 14.0	125150	P2772454
16.0 - 15.0	125160	P2772455
1.0 - 1.5	125010	P2772456
1.5 - 1.0	125015	P2772457
2.5 - 2.0	125025	P2772458

GER 32		
CLAMPING RANGE 夹持范围	CODE No. 编号	EDP No.
3.0 - 2.0	132030	P2772459
4.0 - 3.0	132040	P2772460
5.0 - 4.0	132050	P2772461
6.0 - 5.0	132060	P2772462
7.0 - 6.0	132070	P2772463
8.0 - 7.0	132080	P2772464
9.0 - 8.0	132090	P2772465
10.0 - 9.0	132100	P2772466
11.0 - 10.0	132110	P2772467
12.0 - 11.0	132120	P2772468
13.0 - 12.0	132130	P2772469
14.0 - 13.0	132140	P2772470
15.0 - 14.0	132150	P2772471
16.0 - 15.0	132160	P2772472
17.0 - 16.0	132170	P2772473
18.0 - 17.0	132180	P2772474
19.0 - 18.0	132190	P2772475
20.0 - 19.0	132200	P2772476
2.0 - 1.0	132020	P2772477
2.5 - 2.0	132025	P2772478

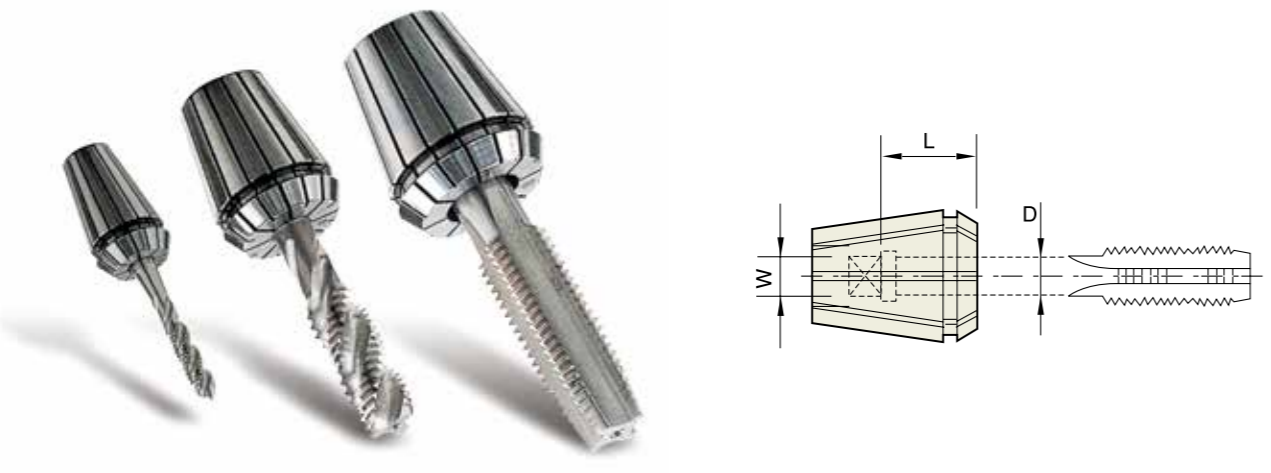
GER 40		
CLAMPING RANGE 夹持范围	CODE No. 编号	EDP No.
4.0 - 3.0	140040	P2772479
5.0 - 4.0	140050	P2772480
6.0 - 5.0	140060	P2772481
7.0 - 6.0	140070	P2772482
8.0 - 7.0	140080	P2772483
9.0 - 8.0	140090	P2772484
10.0 - 9.0	140100	P2772485
11.0 - 10.0	140110	P2772486
12.0 - 11.0	140120	P2772487
13.0 - 12.0	140130	P2772488
14.0 - 13.0	140140	P2772489
15.0 - 14.0	140150	P2772490
16.0 - 15.0	140160	P2772491
17.0 - 16.0	140170	P2772492
18.0 - 17.0	140180	P2772493
19.0 - 18.0	140190	P2772494
20.0 - 19.0	140200	P2772495
21.0 - 20.0	140210	P2772496
22.0 - 21.0	140220	P2772497
23.0 - 22.0	140230	P2772498
24.0 - 23.0	140240	P2772499
25.0 - 24.0	140250	P2772500
26.0 - 25.0	140260	P2772501
3.0 - 2.0	140030	P2772502
27.0 - 26.0	140270	P2772503
28.0 - 27.0	140280	P2772504
29.0 - 28.0	140290	P2772505
30.0 - 29.0	140300	P2772506

YG ER COLLET CHUCK

RDT

TAP ER COLLET (JIS)
丝锥ER筒夹(JIS)

Below standard
Tap ER Collet conforms to **JIS**



Unit (单位) : mm

TAP	RDT 16				RDT 20				RDT 25				RDT 32				RDT 40				
	D (∅)	W (□)	L	EDP No.	D (∅)	W (□)	L	EDP No.	D (∅)	W (□)	L	EDP No.	D (∅)	W (□)	L	EDP No.	D (∅)	W (□)	L	EDP No.	
M2	3.0	2.5	15	P2772501																	
M3	4.0	3.2	15	P2772502	4.0	3.2	15	P2772507	4.0	3.2	15	P2772513									
M4	5.0	4.0	15	P2772503	5.0	4.0	15	P2772508	5.0	4.0	15	P2772514	5.0	4.0	15	P2772521					
M5	5.5	4.5	15	P2772504	5.5	4.5	15	P2772509	5.5	4.5	15	P2772515	5.5	4.5	15	P2772522					
M6	6.0	4.5	15	P2772505	6.0	4.5	15	P2772510	6.0	4.5	15	P2772516	6.0	4.5	15	P2772523					
M8	6.2	5.0	15	P2772506	6.2	5.0	20	P2772511	6.2	5.0	20	P2772517	6.2	5.0	20	P2772524	6.2	5.0	20	P2772530	
M10					7.0	5.5	20	P2772512	7.0	5.5	20	P2772518	7.0	5.5	20	P2772525	7.0	5.5	20	P2772531	
M12									8.5	6.5	20	P2772519	8.5	6.5	20	P2772526	8.5	6.5	25	P2772532	
M14									10.5	8.0	20	P2772520	10.5	8.0	20	P2772527	10.5	8.0	25	P2772533	
M16													12.5	10.0	20	P2772528	12.5	10.0	25	P2772534	
M18													14.0	11.0	20	P2772529	14.0	11.0	25	P2772535	
M20																	15.0	12.0	28	P2772536	
M22																	17.0	13.0	28	P2772537	
M24																	19.0	15.0	28	P2772538	


▶Inch type collets available.
可供应英制产品

YG ER COLLET CHUCK

RDTC

TAP ER COLLET (DIN)
丝锥ER筒夹(DIN)

Below standard
Tap ER Collet conforms to **DIN**



Unit (单位) : mm

DIN STANDARD			RD 11TC			RD 16TC			RD 20TC			RD 25TC			RD 32TC			RD 40TC			RD 50TC			
DIN 374/376	DIN 352/2181	DIN 371	D (∅)	W (□)	EDP No.	D (∅)	W (□)	EDP No.	D (∅)	W (□)	EDP No.	D (∅)	W (□)	EDP No.	D (∅)	W (□)	EDP No.	D (∅)	W (□)	EDP No.	D (∅)	W (□)	EDP No.	
M5	M3	M3	3.5	2.7	P2772501D	3.5	2.7	P2772507D	3.5	2.7	P2772514D	3.5	2.7	P2772524D	3.5	2.7	P2772538D	3.5	2.7	P2772552D				
M5.5	M3.5	M3.5	4.0	3.0	P2772502D	4.0	3.0	P2772508D	4.0	3.0	P2772515D	4.0	3.0	P2772525D	4.0	3.0	P2772539D	4.0	3.0	P2772553D				
M6	M4	M4	4.5	3.4	P2772503D	4.5	3.4	P2772509D	4.5	3.4	P2772516D	4.5	3.4	P2772526D	4.5	3.4	P2772540D	4.5	3.4	P2772554D				
M5	-	-	5.0	4.0	P2772504D	5.0	4.0	P2772510D	5.0	4.0	P2772517D	5.0	4.0	P2772527D	5.0	4.0	P2772541D	5.0	4.0	P2772555D				
M7	-	-	5.5	4.3	P2772505D	5.5	4.3	P2772511D	5.5	4.3	P2772518D	5.5	4.3	P2772528D	5.5	4.3	P2772542D	5.5	4.3	P2772556D				
M8	M4.5-M8	M4.5-M8	6.0	4.9	P2772506D	6.0	4.9	P2772512D	6.0	4.9	P2772519D	6.0	4.9	P2772529D	6.0	4.9	P2772543D	6.0	4.9	P2772557D				
M9+M10	M9+M10	M7				7.0	5.5	P2772513D	7.0	5.5	P2772520D	7.0	5.5	P2772530D	7.0	5.5	P2772544D	7.0	5.5	P2772558D				
M11	M11	M8							8.0	6.2	P2772521D	8.0	6.2	P2772531D	8.0	6.2	P2772545D	8.0	6.2	P2772559D	8.0	6.2	P2772569D	
M12	M12	M9							9.0	7.0	P2772522D	9.0	7.0	P2772532D	9.0	7.0	P2772546D	9.0	7.0	P2772560D	9.0	7.0	P2772570D	
-	-	M10							10.0	8.0	P2772523D	10.0	8.0	P2772533D	10.0	8.0	P2772547D	10.0	8.0	P2772561D	10.0	8.0	P2772571D	
M13+M14	M13+M14	-										11.0	9.0	P2772534D	11.0	9.0	P2772548D	11.0	9.0	P2772562D	11.0	9.0	P2772572D	
M15-M17	M15-M17	-										12.0	9.0	P2772535D	12.0	9.0	P2772549D	12.0	9.0	P2772563D	12.0	9.0	P2772573D	
M18+M19	M18+M19	-										14.0	11.0	P2772536D	14.0	11.0	P2772550D	14.0	11.0	P2772564D	14.0	11.0	P2772574D	
M20+M21	M20+M21	-										16.0	12.0	P2772537D	16.0	12.0	P2772551D	16.0	12.0	P2772565D	16.0	12.0	P2772575D	
M22-M26	M22-M26	-																18.0	14.5	P2772566D	18.0	14.5	P2772576D	
M27+M28	M27+M28	-																20.0	16.0	P2772567D	20.0	16.0	P2772577D	
M29-M32	M29-M32	-																22.0	18.0	P2772568D	22.0	18.0	P2772578D	
M33	M33	-																			25.0	20.0	P2772579D	
M34-M38	M34-M38	-																				28.0	22.0	P2772580D
M39-M42	M39-M42	-																				32.0	24.0	P2772581D

▶Inch type collets available.
可供应英制产品

ER NUT
ER 螺母

DIN 6499/ISO 15488

■ SQ-ER (Standard 标准型 : Hex. 六角形)

Unit (单位) : mm

MODEL No. 型号	EDP No.	THREAD	Dia. 直径	LENGTH
SQ-ER11	P2700006	M14×0.75	19.0	12.0
SQ-ER16	P2700001	M22×1.50	28.0	18.0
SQ-ER20	P2700002	M25×1.50	34.0	19.5

■ SQ-ER (Standard 标准型 : Round 圆型)

Unit (单位) : mm

MODEL No. 型号	EDP No.	THREAD	Dia. 直径	LENGTH
SQ-ER25	P2700003	M32×1.50	42.0	20.5
SQ-ER32	P2700004	M40×1.50	50.0	23.0
SQ-ER40	P2700005	M50×1.50	63.0	26.0
SQ-ER50	P2700007	M64×2.00	78.0	35.0

■ XSQ-R (Standard 标准型 : Hex. 六角形)

Unit (单位) : mm

MODEL No. 型号	EDP No.	THREAD	Dia. 直径	LENGTH
XSQ-R11	P2777002	M14×0.75	19.0	12.0
XSQ-R16	P2777003	M22×1.50	28.0	18.0
XSQ-R20	P2777004	M25×1.50	34.0	19.5

■ XSQ-RU (Standard 标准型 : Round 圆型)

Unit (单位) : mm

MODEL No. 型号	EDP No.	THREAD	Dia. 直径	LENGTH
XSQ-RU25	P2777005	M32×1.50	42.0	20.5
XSQ-RU32	P2777006	M40×1.50	50.0	23.0
XSQ-RU40	P2777007	M50×1.50	63.0	26.0
XSQ-RU50	P2777008	M64×2.00	78.0	35.0

ER NUT
ER 螺母

DIN 6499/ISO 15488

■ XSQ-RT (Sealing Disk Type 密封型 : Hex. 六角形)

Unit (单位) : mm

MODEL No. 型号	EDP No.	THREAD	Dia. 直径	LENGTH
XSQ-RT16	P2777009	M22×1.50	28.0	22.5
XSQ-RT20	P2777010	M25×1.50	34.0	24.0

■ XSQ-RUT (Sealing Disk Type 密封型 : Round 圆型)

Unit (单位) : mm

MODEL No. 型号	EDP No.	THREAD	Dia. 直径	LENGTH
XSQ-RUT16	P2777011	M22×1.50	32.0	22.5
XSQ-RUT20	P2777012	M25×1.50	35.0	24.0
XSQ-RUT25	P2777013	M32×1.50	42.0	25.0
XSQ-RUT32	P2777014	M40×1.50	50.0	27.5
XSQ-RUT40	P2777015	M50×1.50	63.0	30.5

■ XSQ-RSU (Sleeve Bearing Type 套筒轴承型)

Unit (单位) : mm

MODEL No. 型号	EDP No.	THREAD	Dia. 直径	LENGTH
XSQ-RSU16	P2777016	M22×1.50	32.0	18.0
XSQ-RSU20	P2777017	M25×1.50	35.0	20.0
XSQ-RSU25	P2777018	M32×1.50	42.0	20.5
XSQ-RSU32	P2777019	M40×1.50	50.0	23.0
XSQ-RSU40	P2777020	M50×1.50	63.0	26.0

■ XSQ-RST (Sleeve Bearing 套筒轴承型 / Sealing Disk Type 密封型 : Hex. 六角形)

Unit (单位) : mm

MODEL No. 型号	EDP No.	THREAD	Dia. 直径	LENGTH
XSQ-RST16	P2777021	M22×1.50	28.0	22.5
XSQ-RST20	P2777022	M25×1.50	34.0	24.5

■ XSQ-RSUT (Sleeve Bearing 套筒轴承型 / Sealing Disk Type 密封型 : Round 圆型)

Unit (单位) : mm

MODEL No. 型号	EDP No.	THREAD	Dia. 直径	LENGTH
XSQ-RSUT16	P2777023	M22×1.50	32.0	22.5
XSQ-RSUT20	P2777024	M25×1.50	35.0	24.5
XSQ-RSUT25	P2777025	M32×1.50	42.0	25.0
XSQ-RSUT32	P2777026	M40×1.50	50.0	27.5
XSQ-RSUT40	P2777027	M50×1.50	63.0	30.5

ER NUT
ER 螺母


■ **XSQ-RKU (Ball Bearing Type 球轴承类型)** Unit (单位) : mm

MODEL No. 型号	EDP No.	THREAD	Dia. 直径	LENGTH
XSQ-RKU16	P2777028	M22×1.50	32.0	18.0
XSQ-RKU20	P2777029	M25×1.50	35.0	20.0
XSQ-RKU25	P2777030	M32×1.50	42.0	21.5
XSQ-RKU32	P2777031	M40×1.50	50.0	23.0
XSQ-RKU40	P2777032	M50×1.50	63.0	26.0



■ **XSQ-RKUT (Ball Bearing / Sealing Disk Type 密封型)** Unit (单位) : mm

MODEL No. 型号	EDP No.	THREAD	Dia. 直径	LENGTH
XSQ-RKUT16	P2777033	M22×1.50	32.0	22.5
XSQ-RKUT20	P2777034	M25×1.50	35.0	24.5
XSQ-RKUT25	P2777035	M32×1.50	42.0	25.0
XSQ-RKUT32	P2777036	M40×1.50	50.0	27.5
XSQ-RKUT40	P2777037	M50×1.50	63.0	30.5



■ **XSQ-RM (Mini Nut : Standard Type Mini螺母:标准型)** Unit (单位) : mm

MODEL No. 型号	EDP No.	THREAD	Dia. 直径	LENGTH
XSQ-R08M	P2777038	M10×0.75	12.0	11.0
XSQ-R11M	P2777039	M13×0.75	16.0	12.0
XSQ-R16M	P2777040	M19×1.00	22.0	18.0
XSQ-R20M	P2777041	M24×1.00	28.0	19.5
XSQ-R25M	P2777042	M30×1.00	35.0	20.5



■ **XSQ-RTM (Mini Nut : Sealing Disk Type Mini螺母:密封型)** Unit (单位) : mm

MODEL No. 型号	EDP No.	THREAD	Dia. 直径	LENGTH
XSQ-RT16M	P2777043	M19×1.00	22.0	22.5
XSQ-RT20M	P2777044	M24×1.00	28.0	24.0
XSQ-RT25M	P2777045	M30×1.00	35.0	25.0

ER NUT & SEALING DISK SET
ER 螺母 & 密封型套装


■ **XSQ-RA (External Thread Type 外螺纹类型)** Unit (单位) : mm

MODEL No. 型号	EDP No.	THREAD	Dia. 直径	LENGTH
XSQ-RA11	P2777046	M18×1.00	18.0	6.0
XSQ-RA16	P2777047	M24×1.00	24.0	8.0
XSQ-RA20	P2777048	M28×1.50	28.0	11.0
XSQ-RA25	P2777049	M32×1.50	32.0	12.5
XSQ-RA32	P2777050	M40×1.50	40.0	14.0



■ **XSQ-RAT (External Thread 外螺纹密封型/ Sealing Disk Type 密封型)** Unit (单位) : mm

MODEL No. 型号	EDP No.	THREAD	Dia. 直径	LENGTH
XSQ-RA11S*	P2777051	M18×1.00	18.0	8.0
XSQ-RAT16	P2777052	M24×1.00	24.0	11.0
XSQ-RAT20	P2777053	M28×1.50	28.0	12.5
XSQ-RAT25	P2777054	M32×1.50	32.0	14.0
XSQ-RAT32	P2777001	M40×1.50	40.0	17.5

* Without sealing disk 无密封



■ **SEALING DISK SET 密封型套装** Unit (单位) : mm

MODEL No. 型号	EDP No.	Dia. 直径	THICKNESS 厚度	SEALING DISKS / SET 密封盘/套装
DS16S2	P2777061	13.0	4.0	7pcs / set
DS20S2	P2777062	16.0	4.0	10pcs / set
DS25S2	P2777063	21.0	4.0	13pcs / set
DS32S2	P2777064	27.0	4.0	17pcs / set
DS40S2	P2777065	33.5	4.0	23pcs / set
DS50S2	P2777066	31.0	4.0	22pcs / set

SEALING DISK

密封圈



SEALING DISK 密封型

Unit (单位) : mm

MODEL No. 型号	EDP No.	Dia. 直径	INNER DIA. 内径 (Step : 0.5mm)	THICKNESS 厚度
DS/ER16-3	P2780501	13.0	3.0	4.0
DS/ER16-3.5	P2780502	13.0	3.5	4.0
DS/ER16-4	P2780503	13.0	4.0	4.0
DS/ER16-4.5	P2780504	13.0	4.5	4.0
DS/ER16-5	P2780505	13.0	5.0	4.0
DS/ER16-6	P2780506	13.0	6.0	4.0
DS/ER16-6.5	P2780507	13.0	6.5	4.0
DS/ER16-7	P2780508	13.0	7.0	4.0
DS/ER16-8	P2780509	13.0	8.0	4.0
DS/ER16-9	P2780510	13.0	9.0	4.0
DS/ER16-10	P2780511	13.0	10.0	4.0
DS/ER20-3	P2780512	16.0	3.0	4.0
DS/ER20-4	P2780513	16.0	4.0	4.0
DS/ER20-4.5	P2780514	16.0	4.5	4.0
DS/ER20-5	P2780515	16.0	5.0	4.0
DS/ER20-5.5	P2780516	16.0	5.5	4.0
DS/ER20-6	P2780517	16.0	6.0	4.0
DS/ER20-6.5	P2780518	16.0	6.5	4.0
DS/ER20-7	P2780519	16.0	7.0	4.0
DS/ER20-7.5	P2780520	16.0	7.5	4.0
DS/ER20-8	P2780521	16.0	8.0	4.0
DS/ER20-8.5	P2780522	16.0	8.5	4.0
DS/ER20-9	P2780523	16.0	9.0	4.0
DS/ER20-10	P2780524	16.0	10.0	4.0
DS/ER20-11	P2780525	16.0	11.0	4.0
DS/ER20-12	P2780526	16.0	12.0	4.0
DS/ER20-13	P2780527	16.0	13.0	4.0
DS/ER25-3	P2780528	21.0	3.0	4.0
DS/ER25-3.5	P2780529	21.0	3.5	4.0
DS/ER25-4	P2780530	21.0	4.0	4.0
DS/ER25-4.5	P2780531	21.0	4.5	4.0
DS/ER25-5	P2780532	21.0	5.0	4.0
DS/ER25-5.5	P2780533	21.0	5.5	4.0
DS/ER25-6	P2780534	21.0	6.0	4.0
DS/ER25-6.5	P2780535	21.0	6.5	4.0
DS/ER25-7	P2780536	21.0	7.0	4.0
DS/ER25-7.5	P2780537	21.0	7.5	4.0
DS/ER25-8	P2780538	21.0	8.0	4.0
DS/ER25-8.5	P2780539	21.0	8.5	4.0
DS/ER25-9	P2780540	21.0	9.0	4.0
DS/ER25-9.5	P2780541	21.0	9.5	4.0
DS/ER25-10	P2780542	21.0	10.0	4.0
DS/ER25-10.5	P2780543	21.0	10.5	4.0
DS/ER25-11	P2780544	21.0	11.0	4.0
DS/ER25-11.5	P2780545	21.0	11.5	4.0
DS/ER25-12	P2780546	21.0	12.0	4.0
DS/ER25-12.5	P2780547	21.0	12.5	4.0
DS/ER25-13	P2780548	21.0	13.0	4.0
DS/ER25-13.5	P2780549	21.0	13.5	4.0
DS/ER25-14	P2780550	21.0	14.0	4.0
DS/ER25-14.5	P2780551	21.0	14.5	4.0

MODEL No. 型号	EDP No.	Dia. 直径	INNER DIA. 内径 (Step : 0.5mm)	THICKNESS 厚度
DS/ER25-15	P2780552	21.0	15.0	4.0
DS/ER25-15.5	P2780553	21.0	15.5	4.0
DS/ER25-16	P2780554	21.0	16.0	4.0
DS/ER32-3	P2780555	27.0	3.0	4.0
DS/ER32-4	P2780556	27.0	4.0	4.0
DS/ER32-5	P2780557	27.0	5.0	4.0
DS/ER32-6	P2780558	27.0	6.0	4.0
DS/ER32-7	P2780559	27.0	7.0	4.0
DS/ER32-8	P2780560	27.0	8.0	4.0
DS/ER32-9	P2780561	27.0	9.0	4.0
DS/ER32-10	P2780562	27.0	10.0	4.0
DS/ER32-10.5	P2780563	27.0	10.5	4.0
DS/ER32-11	P2780564	27.0	11.0	4.0
DS/ER32-11.5	P2780565	27.0	11.5	4.0
DS/ER32-12	P2780566	27.0	12.0	4.0
DS/ER32-12.5	P2780567	27.0	12.5	4.0
DS/ER32-13	P2780568	27.0	13.0	4.0
DS/ER32-13.5	P2780569	27.0	13.5	4.0
DS/ER32-14	P2780570	27.0	14.0	4.0
DS/ER32-14.5	P2780571	27.0	14.5	4.0
DS/ER32-15	P2780572	27.0	15.0	4.0
DS/ER32-16	P2780573	27.0	16.0	4.0
DS/ER32-17	P2780574	27.0	17.0	4.0
DS/ER32-18	P2780575	27.0	18.0	4.0
DS/ER32-19	P2780576	27.0	19.0	4.0
DS/ER32-20	P2780577	27.0	20.0	4.0
DS/ER40-3	P2780578	33.5	3.0	4.0
DS/ER40-4	P2780579	33.5	4.0	4.0
DS/ER40-5	P2780580	33.5	5.0	4.0
DS/ER40-6	P2780581	33.5	6.0	4.0
DS/ER40-7	P2780582	33.5	7.0	4.0
DS/ER40-8	P2780583	33.5	8.0	4.0
DS/ER40-9	P2780584	33.5	9.0	4.0
DS/ER40-10	P2780585	33.5	10.0	4.0
DS/ER40-11	P2780586	33.5	11.0	4.0
DS/ER40-12	P2780587	33.5	12.0	4.0
DS/ER40-13	P2780588	33.5	13.0	4.0
DS/ER40-14	P2780589	33.5	14.0	4.0
DS/ER40-15	P2780590	33.5	15.0	4.0
DS/ER40-16	P2780591	33.5	16.0	4.0
DS/ER40-17	P2780592	33.5	17.0	4.0
DS/ER40-18	P2780593	33.5	18.0	4.0
DS/ER40-19	P2780594	33.5	19.0	4.0
DS/ER40-20	P2780595	33.5	20.0	4.0
DS/ER40-21	P2780596	33.5	21.0	4.0
DS/ER40-22	P2780597	33.5	22.0	4.0
DS/ER40-23	P2780598	33.5	23.0	4.0
DS/ER40-24	P2780599	33.5	24.0	4.0
DS/ER40-25	P2780600	33.5	25.0	4.0
DS/ER40-26	P2780601	33.5	26.0	4.0

ER SPANNER/WRENCH

ER扳手



FOR ER / SKN NUT 适用于 ER/SKN 螺母

Unit (单位) : mm

MODEL No. 型号	EDP No.	A	B	APPLICABLE NUT 适用螺母
ER11SP	P2772601	-	-	ER11, SKN6 (FIG.1)
ER16SP	P2772602	50	160	ER16, SKN10 (FIG.1)
ER20SP	P2772603	55	180	ER20 (FIG.1)
ER25SP	P2772604	65	210	ER25, SKN16 (FIG.2)
ER32SP	P2772605	75	250	ER32 (FIG.2)
ER40SP	P2772606	90	290	ER40 (FIG.2)
ER50SP	P2772612	110	350	ER50 (FIG.2)

►Design and shape could be changed without prior notice.
设计及形状变更时不给予提前通知

FOR ER Mini NUT 适用于 ER Mini 螺母

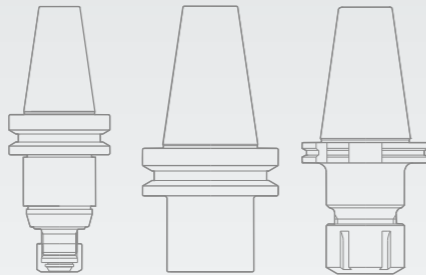
Unit (单位) : mm

MODEL No. 型号	EDP No.	A	B	APPLICABLE NUT 适用螺母
GE8M	P2772608	12.4	70	ER8M
GE11M	P2772609	16.8	90	ER11M
GE16M	P2772610	22.5	110	ER16M
GE20M	P2772611	29.0	120	ER20M
GE25M	P2772607	36.0	130	ER25M

►Design and shape could be changed without prior notice.
设计及形状变更时不给予提前通知



Global Cutting Tool Leader **YG-1**



TOOLING SYSTEM

YG-1 TOOLING SYSTEM

END MILL HOLDER & SIDE LOCK ARBOR

立铣刀刀柄 & 侧固式刀柄



END MILL HOLDER

DIN 69871-SK
DIN 69893/ISO 12164-1-HSK
JIS B6339/MAS 403-BT
SHORT TYPE (SK&BT)
GOST 25827-93

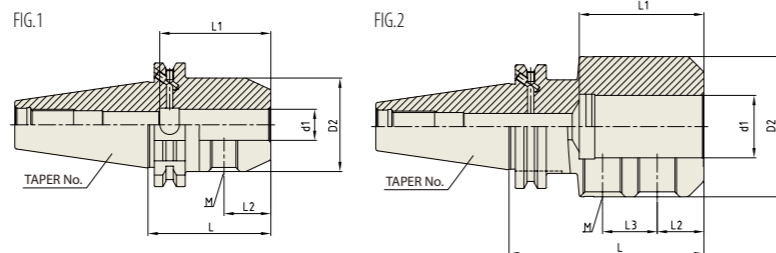
SIDE LOCK ARBOR

CBT (BT DUAL CONTACT)
JIS B6339/MAS 403-BT

PART

END MILL HOLDER

DIN 69871-SK

立铣刀刀柄

Unit (单位) : mm

TAPER No. 锥度号	MODEL No. 型号	EDP No.	d1	D2	L	L1	L2	L3	M	FIG.	WEIGHT 重量(Kg)
30	SK30-EMH6-50	P2779025A	6	25	50	35	18	-	M6	1	0.73
	SK30-EMH8-50	P2779026A	8	28	50	35	18	-	M8	1	0.83
	SK30-EMH10-50	P2779027A	10	35	50	42	20	-	M10	1	0.90
	SK30-EMH12-50	P2779028A	12	42	50	47	22.5	-	M12	1	0.90
	SK30-EMH16-63	P2779029A	16	48	63	50	24	-	M14	1	1.10
40	SK40AD/B-EMH6-50	P2779030	6	25	50	35	18	-	M6	1	0.86
	SK40AD/B-EMH8-50	P2779031	8	28	50	35	18	-	M8	1	0.89
	SK40AD/B-EMH10-50	P2779032	10	35	50	39	20	-	M10	1	0.95
	SK40AD/B-EMH12-50	P2779033	12	42	50	46	22.5	-	M12	1	1.03
	SK40AD/B-EMH16-63	P2779034	16	48	63	57	24	-	M14	1	1.26
	SK40AD/B-EMH20-63	P2779035	20	52	63	54	25	-	M16	1	1.28
	SK40AD/B-EMH25-100	P2779036	25	65	100	60	24	25	M18	2	2.28
	SK40AD/B-EMH32-100	P2779037	32	72	100	64	24	28	M20	2	2.50
50	SK50AD/B-EMH6-63	P2779038	6	25	50	35	18	-	M6	1	2.70
	SK50AD/B-EMH8-63	P2779039	8	28	50	35	18	-	M8	1	2.70
	SK50AD/B-EMH10-63	P2779040	10	35	50	39	20	-	M10	1	2.90
	SK50AD/B-EMH12-63	P2779041	12	42	63	46	22.5	-	M12	1	2.90
	SK50AD/B-EMH16-63	P2779042	16	48	63	49	24	-	M14	1	3.00
	SK50AD/B-EMH20-63	P2779043	20	52	63	52	25	-	M16	1	3.05
	SK50AD/B-EMH25-80	P2779044	25	65	80	60	24	25	M18	2	3.73
	SK50AD/B-EMH32-100	P2779045	32	72	100	64	24	28	M20	2	4.53
	SK50AD/B-EMH40-100	P2779046	40	80	100	74	30	32	M20	2	4.77
	SK50AD/B-EMH50-125	P2779047	50	100	125	84	35	35	M24	2	7.03

▶ CAT(ANSI B5.50) taper and Inch type products are available.

CAT(ANSI B5.50)锥柄及英制产品可供选择

▶ Standard End Mill Holder is for a cutting tool with Weldon shank and End Mill Holder for a cutting tool with Whistle notch is available upon request.

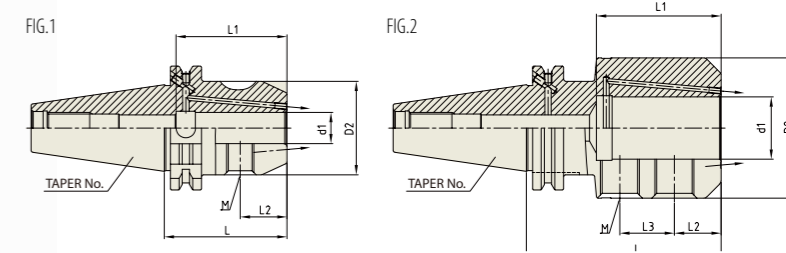
标准立铣刀座适用于带Weldon刀柄的刀具，立铣刀座适用于带哨子切口的刀具，可根据客户要求提供

▶ Combi-style holder with ball jointed clamping screw which can be used with cutting tools with Weldon and Whistle notch shank is available.

Weldon和斜度侧固式切削刀具可兼用 ball 及 夹紧螺丝 组装的 Combi 形状的刀柄 可供应

END MILL HOLDER (COOLANT CHANNEL)

DIN 69871-SK

立铣刀刀柄 (冷却液喷射型)

Unit (单位) : mm

TAPER No. 锥度号	MODEL No. 型号	EDP No.	d1	D2	L	L1	L2	L3	M	FIG.	WEIGHT 重量(Kg)
40	SK40AD/B-EMH6C-50	P2779048	6	25	50	35	18	-	M6	1	0.86
	SK40AD/B-EMH8C-50	P2779049	8	28	50	35	18	-	M8	1	0.89
	SK40AD/B-EMH10C-50	P2779050	10	35	50	39	20	-	M10	1	0.95
	SK40AD/B-EMH12C-50	P2779051	12	42	50	46	22.5	-	M12	1	1.03
	SK40AD/B-EMH14C-50	P2779052	14	44	50	48	22.5	-	M12	1	1.26
	SK40AD/B-EMH16C-63	P2779053	16	48	63	57	24	-	M14	1	1.28
	SK40AD/B-EMH18C-63	P2779054	18	50	63	54	24	-	M14	1	1.35
	SK40AD/B-EMH20C-63	P2779055	20	52	63	54	25	-	M16	1	1.28
	SK40AD/B-EMH25C-100	P2779056	25	65	100	60	24	25	M18	2	2.28
	SK40AD/B-EMH32C-100	P2779057	32	72	100	64	24	28	M20	2	2.50
50	SK50AD/B-EMH6C-63	P2779058	6	25	50	35	18	-	M6	1	2.70
	SK50AD/B-EMH8C-63	P2779059	8	28	50	35	18	-	M8	1	2.70
	SK50AD/B-EMH10C-63	P2779060	10	35	50	39	20	-	M10	1	2.90
	SK50AD/B-EMH12C-63	P2779061	12	42	63	46	22.5	-	M12	1	2.90
	SK50AD/B-EMH14C-63	P2779062	14	44	63	45	22.5	-	M12	1	2.90
	SK50AD/B-EMH16C-63	P2779063	16	48	63	49	24	-	M14	1	3.00
	SK50AD/B-EMH18C-63	P2779064	18	50	63	46	24	-	M14	1	3.00
	SK50AD/B-EMH20C-63	P2779065	20	52	63	52	25	-	M16	1	3.05
	SK50AD/B-EMH25C-80	P2779066	25	65	80	60	24	25	M18	2	3.73
	SK50AD/B-EMH32C-100	P2779067	32	72	100	64	24	28	M20	2	4.53
	SK50AD/B-EMH40C-120	P2779068	40	80	100	74	30	32	M20	2	4.77
	SK50AD/B-EMH50C-125	P2779069	50	100	125	84	35	35	M24	2	7.03

▶ CAT(ANSI B5.50) taper and Inch type products are available.

CAT(ANSI B5.50)锥柄及英制产品可供选择

▶ Standard End Mill Holder is for a cutting tool with Weldon shank and End Mill Holder for a cutting tool with Whistle notch is available upon request.

标准立铣刀座适用于带Weldon刀柄的刀具，立铣刀座适用于带哨子切口的刀具，可根据客户要求提供

▶ Combi-style holder with ball jointed clamping screw which can be used with cutting tools with Weldon and Whistle notch shank is available.

Weldon和斜度侧固式切削刀具可兼用 ball 及 夹紧螺丝 组装的 Combi 形状的刀柄 可供应

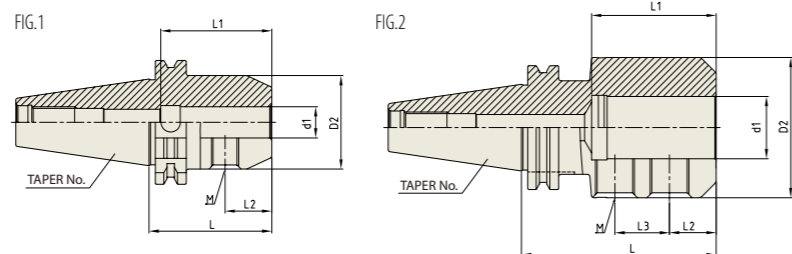
YG END MILL HOLDER & SIDE LOCK ARBOR

EMH

END MILL HOLDER

DIN 69871-SK

立铣刀刀柄



Unit (单位) : mm

TAPER No. 锥度号	MODEL No. 型号	EDP No.	d1	D2	L	L1	L2	L3	M	FIG.	WEIGHT 重量(Kg)
30	SK30-EMH6-50	P2521004	6	25	50	35	18	-	M6	1	0.73
	SK30-EMH8-50	P2521005	8	28	50	35	18	-	M8	1	0.83
	SK30-EMH10-50	P2521006	10	35	50	42	20	-	M10	1	0.90
	SK30-EMH12-50	P2521007	12	42	50	47	22.5	-	M12	1	0.90
	SK30-EMH16-63	P2521008	16	48	63	50	24	-	M14	1	1.10
40	SK40-EMH6-50	P2521009	6	25	50	35	18	-	M6	1	0.86
	SK40-EMH8-50	P2521010	8	28	50	35	18	-	M8	1	0.89
	SK40-EMH10-50	P2521011	10	35	50	39	20	-	M10	1	0.95
	SK40-EMH12-50	P2521012	12	42	50	46	22.5	-	M12	1	1.03
	SK40-EMH16-63	P2521013	16	48	63	57	24	-	M14	1	1.26
	SK40-EMH20-63	P2521014	20	52	63	54	25	-	M16	1	1.28
	SK40-EMH25-100	P2521015	25	65	100	60	24	25	M18	2	2.28
	SK40-EMH32-100	P2521016	32	72	100	64	24	28	M20	2	2.50
	SK50-EMH6-63	P2521017	6	25	50	35	18	-	M6	1	2.70
	SK50-EMH8-63	P2521018	8	28	50	35	18	-	M8	1	2.70
50	SK50-EMH10-63	P2521019	10	35	50	39	20	-	M10	1	2.90
	SK50-EMH12-63	P2521020	12	42	63	46	22.5	-	M12	1	2.90
	SK50-EMH16-63	P2521021	16	48	63	49	24	-	M14	1	3.00
	SK50-EMH20-63	P2521022	20	52	63	52	25	-	M16	1	3.05
	SK50-EMH25-80	P2521023	25	65	80	60	24	25	M18	2	3.73
	SK50-EMH32-100	P2521024	32	72	100	64	24	28	M20	2	4.53
	SK50-EMH40-100	P2521025	40	80	100	74	30	32	M20	2	4.77
	SK50-EMH50-125	P2521026	50	100	125	84	35	35	M24	2	7.03

▶CAT(ANSI B5.50) taper and Inch type products are available.
CAT(ANSI B5.50)锥柄及英制产品可供选择

▶Standard End Mill Holder is for a cutting tool with Weldon shank and End Mill Holder for a cutting tool with Whistle notch is available upon request.
标准立铣刀座适用于带Weldon刀柄的刀具，立铣刀座适用于带哨子切口的刀具，可根据客户要求提供

▶Combi-style holder with ball jointed clamping screw which can be used with cutting tools with Weldon and Whistle notch shank is available.
Weldon和斜度侧固式切削刀具可兼用 ball 及夹紧螺丝组装的 Combi 形状的刀柄 可供应

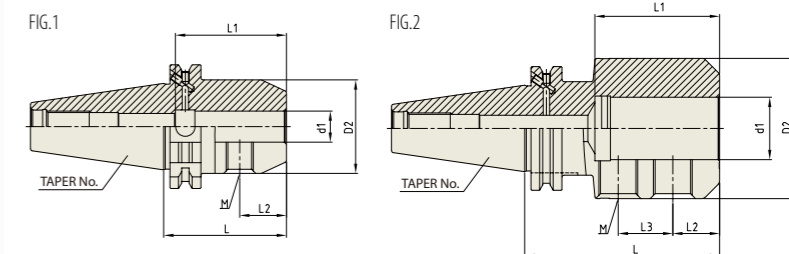
YG END MILL HOLDER & SIDE LOCK ARBOR

EMH

END MILL HOLDER

DIN 69871-SK

立铣刀刀柄



Unit (单位) : mm

TAPER No. 锥度号	MODEL No. 型号	EDP No.	d1	D2	L	L1	L2	L3	M	FIG.	WEIGHT 重量(Kg)
40	SK40AD/B-EMH6-50	P2531009	6	25	50	35	18	-	M6	1	0.86
	SK40AD/B-EMH8-50	P2531010	8	28	50	35	18	-	M8	1	0.89
	SK40AD/B-EMH10-50	P2531011	10	35	50	39	20	-	M10	1	0.95
	SK40AD/B-EMH12-50	P2531012	12	42	50	46	22.5	-	M12	1	1.03
	SK40AD/B-EMH16-63	P2531013	16	48	63	57	24	-	M14	1	1.28
50	SK40AD/B-EMH20-63	P2531014	20	52	63	54	25	-	M16	1	1.28
	SK40AD/B-EMH25-100	P2531015	25	65	100	60	24	25	M18	2	2.28
	SK40AD/B-EMH32-100	P2531016	32	72	100	64	24	28	M20	2	2.50
	SK50AD/B-EMH6-63	P2531017	6	25	50	35	18	-	M6	1	2.70
	SK50AD/B-EMH8-63	P2531018	8	28	50	35	18	-	M8	1	2.70
	SK50AD/B-EMH10-63	P2531019	10	35	50	39	20	-	M10	1	2.90
	SK50AD/B-EMH12-63	P2531020	12	42	63	46	22.5	-	M12	1	2.90
	SK50AD/B-EMH16-63	P2531021	16	48	63	49	24	-	M14	1	3.00
	SK50AD/B-EMH20-63	P2531022	20	52	63	52	25	-	M16	1	3.05
	SK50AD/B-EMH25-80	P2531023	25	65	80	60	24	25	M18	2	3.73
50	SK50AD/B-EMH32-100	P2531024	32	72	100	64	24	28	M20	2	4.53
	SK50AD/B-EMH40-100	P2531025	40	80	100	74	30	32	M20	2	4.77
	SK50AD/B-EMH50-125	P2531026	50	100	125	84	35	35	M24	2	7.03

▶CAT(ANSI B5.50) taper and Inch type products are available.
CAT(ANSI B5.50)锥柄及英制产品可供选择

▶Standard End Mill Holder is for a cutting tool with Weldon shank and End Mill Holder for a cutting tool with Whistle notch is available upon request.
标准立铣刀座适用于带Weldon刀柄的刀具，立铣刀座适用于带哨子切口的刀具，可根据客户要求提供

▶Combi-style holder with ball jointed clamping screw which can be used with cutting tools with Weldon and Whistle notch shank is available.
Weldon和斜度侧固式切削刀具可兼用 ball 及夹紧螺丝组装的 Combi 形状的刀柄 可供应

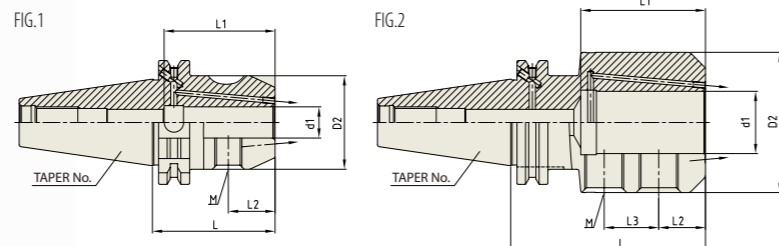
END MILL HOLDER & SIDE LOCK ARBOR

EMH

END MILL HOLDER (COOLANT CHANNEL)

DIN 69871-SK

立铣刀刀柄 (冷却液喷射型)



Unit (单位) : mm

TAPER No. 锥度号	MODEL No. 型号	EDP No.	d1	D2	L	L1	L2	L3	M	FIG.	WEIGHT 重量(Kg)
40	SK40AD/B-EMH6C-50	P2779001	6	25	50	35	18	-	M6	1	0.86
	SK40AD/B-EMH8C-50	P2779002	8	28	50	35	18	-	M8	1	0.89
	SK40AD/B-EMH10C-50	P2779003	10	35	50	39	20	-	M10	1	0.95
	SK40AD/B-EMH12C-50	P2779004	12	42	50	46	22.5	-	M12	1	1.03
	SK40AD/B-EMH14C-50	P2779005	14	44	50	48	22.5	-	M12	1	1.26
	SK40AD/B-EMH16C-63	P2779006	16	48	63	57	24	-	M14	1	1.28
	SK40AD/B-EMH18C-63	P2779007	18	50	63	54	24	-	M14	1	1.35
	SK40AD/B-EMH20C-63	P2779008	20	52	63	54	25	-	M16	1	1.28
	SK40AD/B-EMH25C-100	P2779009	25	65	100	60	24	25	M18	2	2.28
	SK40AD/B-EMH32C-100	P2779010	32	72	100	64	24	28	M20	2	2.50
50	SK50AD/B-EMH6C-63	P2779011	6	25	50	35	18	-	M6	1	2.70
	SK50AD/B-EMH8C-63	P2779012	8	28	50	35	18	-	M8	1	2.70
	SK50AD/B-EMH10C-63	P2779013	10	35	50	39	20	-	M10	1	2.90
	SK50AD/B-EMH12C-63	P2779014	12	42	63	46	22.5	-	M12	1	2.90
	SK50AD/B-EMH14C-63	P2779015	14	44	63	45	22.5	-	M12	1	2.90
	SK50AD/B-EMH16C-63	P2779016	16	48	63	49	24	-	M14	1	3.00
	SK50AD/B-EMH18C-63	P2779017	18	50	63	46	24	-	M14	1	3.00
	SK50AD/B-EMH20C-63	P2779018	20	52	63	52	25	-	M16	1	3.05
	SK50AD/B-EMH25C-80	P2779019	25	65	80	60	24	25	M18	2	3.73
	SK50AD/B-EMH32C-100	P2779020	32	72	100	64	24	28	M20	2	4.53
	SK50AD/B-EMH40C-120	P2779021	40	80	100	74	30	32	M20	2	4.77
	SK50AD/B-EMH50C-125	P2779022	50	100	125	84	35	35	M24	2	7.03

▶ CAT(ANSI B5.50) taper and Inch type products are available.
CAT(ANSI B5.50)锥柄及英制产品可供选

▶ Standard End Mill Holder is for a cutting tool with Weldon shank and End Mill Holder for a cutting tool with Whistle notch is available upon request.
标准立铣刀座适用于带Weldon刀柄的刀具, 立铣刀座适用于带哨子切口的刀具, 可根据客户要求提供

▶ Combi-style holder with ball jointed clamping screw which can be used with cutting tools with Weldon and Whistle notch shank is available.
Weldon和斜度侧固式切削刀具可兼用 ball 及 夹紧螺丝 组装的 Combi 形状的刀柄 可供应

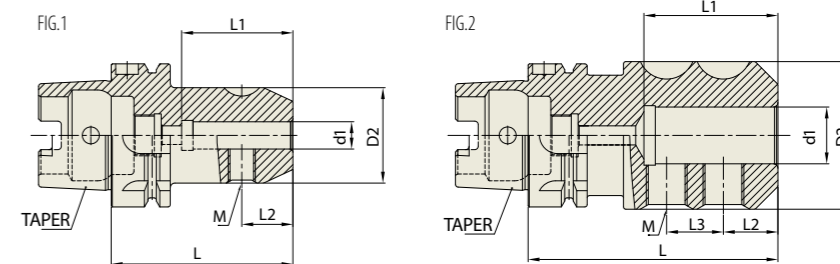
END MILL HOLDER & SIDE LOCK ARBOR

EMH

END MILL HOLDER

DIN 69893/
ISO 12164-1-HSK FORM A

立铣刀刀柄



Unit (单位) : mm

TAPER No. 锥度号	MODEL No. 型号	EDP No.	d1	D2	L	L1	L2	L3	M	FIG.	WEIGHT 重量(Kg)
40A	HSK40A-EMH6-60	P2775522	6	25	60	38	18	-	M6	1	0.30
	HSK40A-EMH8-60	P2775523	8	28	60	38	18	-	M8	1	0.30
	HSK40A-EMH10-60	P2775524	10	35	60	42	20	-	M10	1	0.30
	HSK40A-EMH12-70	P2775525	12	42	70	47	22.5	-	M12	1	0.40
	HSK40A-EMH14-70	P2775526	14	44	70	47	22.5	-	M12	1	0.40
	HSK40A-EMH16-80	P2775527	16	48	80	50	24	-	M14	1	0.60
50A	HSK50A-EMH6-65	P2775528	6	25	65	38	18	-	M6	1	0.70
	HSK50A-EMH8-65	P2775529	8	28	65	38	18	-	M8	1	0.80
	HSK50A-EMH10-65	P2775530	10	35	65	42	20	-	M10	1	0.80
	HSK50A-EMH12-80	P2775531	12	42	80	47	22.5	-	M12	1	1.20
	HSK50A-EMH14-80	P2775532	14	44	80	47	22.5	-	M12	1	1.30
	HSK50A-EMH16-80	P2775533	16	48	80	50	24	-	M14	1	1.30
63A	HSK50A-EMH18-80	P2775534	18	50	80	50	24	-	M14	1	1.40
	HSK50A-EMH20-80	P2775535	20	52	80	52	25	-	M16	1	1.50
	HSK63A-EMH6-65	P2775501	6	25	65	35	18	-	M6	1	0.80
	HSK63A-EMH8-65	P2775502	8	28	65	38	18	-	M8	1	0.80
	HSK63A-EMH10-65	P2775503	10	35	65	42	20	-	M10	1	0.90
	HSK63A-EMH12-80	P2775504	12	42	80	47	22.5	-	M12	1	1.10
	HSK63A-EMH14-80	P2775505	14	44	80	47	22.5	-	M12	1	1.20
	HSK63A-EMH16-80	P2775506	16	48	80	50	24	-	M14	1	1.30
	HSK63A-EMH18-80	P2775507	18	50	80	50	24	-	M14	1	1.40
	HSK63A-EMH20-80	P2775508	20	52	80	52	25	-	M16	1	1.50
100A	HSK63A-EMH25-110	P2775509	25	65	110	60	24	25	M16	2	2.30
	HSK63A-EMH32-110	P2775510	32	72	110	64	24	28	M16	2	2.60
	HSK100A-EMH6-80	P2775511	6	25	80	35	18	-	M6	1	0.80
	HSK100A-EMH8-80	P2775512	8	28	80	35	18	-	M8	1	0.80
	HSK100A-EMH10-80	P2775513	10	35	80	39	20	-	M10	1	0.90
	HSK100A-EMH12-80	P2775514	12	42	80	47	22.5	-	M12	1	1.10
	HSK100A-EMH14-80	P2775515	14	44	80	47	22.5	-	M12	1	1.20
	HSK100A-EMH16-100	P2775516	16	48	80	50	24	-	M14	1	1.30
	HSK100A-EMH18-100	P2775517	18	50	80	50	24	-	M14	1	1.40
	HSK100A-EMH20-100	P2775518	20	52	80	52	25	-	M16	1	1.50
	HSK100A-EMH25-100	P2775519	25	65	110	60	24	25	M16	2	2.30
	HSK100A-EMH32-100	P2775520	32	72	110	64	24	28	M16	2	2.60
	HSK100A-EMH40-120	P2775521	40	80	120	74	30	32	M16	2	2.60

▶ Standard End Mill Holder is for a cutting tool with Weldon shank and End Mill Holder for a cutting tool with Whistle notch is available upon request.
标准立铣刀座适用于带Weldon刀柄的刀具, 立铣刀座适用于带哨子切口的刀具, 可根据客户要求提供

▶ Combi-style holder with ball jointed clamping screw which can be used with cutting tools with Weldon and Whistle notch shank is available.
Weldon和斜度侧固式切削刀具可兼用 ball 及 夹紧螺丝 组装的 Combi 形状的刀柄 可供应

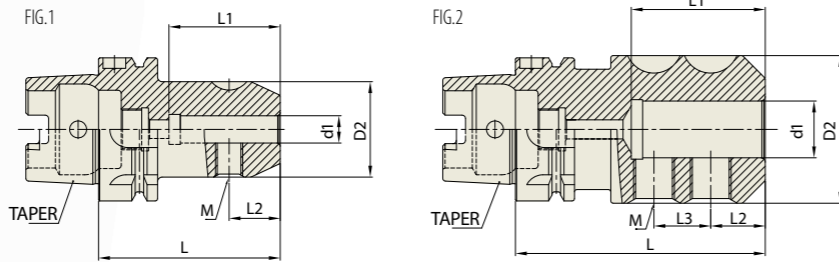
YG END MILL HOLDER & SIDE LOCK ARBOR

EMH

END MILL HOLDER (COOLANT CHANNEL)

DIN 69893/
ISO 12164-1-HSK FORM A

立铣刀刀柄 (冷却液喷射型)



Unit (单位) : mm

TAPER No. 锥度号	MODEL No. 型号	EDP No.	d1	D2	L	L1	L2	L3	M	FIG.	WEIGHT 重量(Kg)
40A	HSK40A-EMH6C-60	P2777222	6	25	60	38	18	-	M6	1	0.30
	HSK40A-EMH8C-60	P2777223	8	28	60	40	18	-	M8	1	0.30
	HSK40A-EMH10C-60	P2777224	10	35	60	42	20	-	M10	1	0.30
	HSK40A-EMH12C-70	P2777225	12	42	70	47	22.5	-	M12	1	0.40
	HSK40A-EMH14C-70	P2777226	14	44	70	47	22.5	-	M12	1	0.40
	HSK40A-EMH16C-80	P2777227	16	48	80	50	24	-	M14	1	0.60
50A	HSK50A-EMH6C-65	P2777228	6	25	65	38	18	-	M6	1	0.70
	HSK50A-EMH8C-65	P2777229	8	28	65	38	18	-	M8	1	0.80
	HSK50A-EMH10C-65	P2777230	10	35	65	42	20	-	M10	1	0.80
	HSK50A-EMH12C-80	P2777231	12	42	80	47	22.5	-	M12	1	1.20
	HSK50A-EMH14C-80	P2777232	14	44	80	47	22.5	-	M12	1	1.30
	HSK50A-EMH16C-80	P2777233	16	48	80	50	24	-	M14	1	1.30
63A	HSK50A-EMH18C-80	P2777234	18	50	80	50	24	-	M14	1	1.40
	HSK50A-EMH20C-80	P2777235	20	52	80	52	25	-	M16	1	1.50
	HSK63A-EMH6C-65	P2777201	6	25	65	35	18	-	M6	1	0.80
	HSK63A-EMH8C-65	P2777202	8	28	65	40	18	-	M8	1	0.80
	HSK63A-EMH10C-65	P2777203	10	35	65	40.5	20	-	M10	1	0.90
	HSK63A-EMH12C-80	P2777204	12	42	80	49	22.5	-	M12	1	1.10
100A	HSK63A-EMH14C-80	P2777206	14	44	80	49	22.5	-	M12	1	1.20
	HSK63A-EMH16C-80	P2777205	16	48	80	52	24	-	M14	1	1.30
	HSK63A-EMH18C-80	P2777207	18	50	80	52	24	-	M14	1	1.40
	HSK63A-EMH20C-80	P2777208	20	52	80	53	25	-	M16	1	1.50
	HSK63A-EMH25C-110	P2777209	25	65	110	59	24	25	M16	2	2.30
	HSK63A-EMH32C-110	P2777210	32	72	110	63	24	28	M16	2	2.60
100A	HSK100A-EMH6C-80	P2777211	6	25	80	35	18	-	M6	1	0.80
	HSK100A-EMH8C-80	P2777212	8	28	80	35	18	-	M8	1	0.80
	HSK100A-EMH10C-80	P2777213	10	35	80	35.5	20	-	M10	1	0.90
	HSK100A-EMH12C-80	P2777214	12	42	80	49	22.5	-	M12	1	1.10
	HSK100A-EMH14C-80	P2777215	14	44	80	49	22.5	-	M12	1	1.20
	HSK100A-EMH16C-100	P2777216	16	48	80	52	24	-	M14	1	1.30
	HSK100A-EMH18C-100	P2777217	18	50	80	52	24	-	M14	1	1.40
	HSK100A-EMH20C-100	P2777218	20	52	80	53	25	-	M16	1	1.50
	HSK100A-EMH25C-100	P2777219	25	65	110	59	24	25	M16	2	2.30
	HSK100A-EMH32C-100	P2777220	32	72	110	63	24	28	M16	2	2.60
	HSK100A-EMH40C-120	P2777221	40	80	120	73	30	32	M16	2	2.60

▶Standard End Mill Holder is for a cutting tool with Weldon shank and End Mill Holder for a cutting tool with Whistle notch is available upon request.
 标准立铣刀座适用于带Weldon刀柄的刀具，立铣刀座适用于带哨子切口的刀具，可根据客户要求提供
 ▶Combi-style holder with ball jointed clamping screw which can be used with cutting tools with Weldon and Whistle notch shank is available.
 Weldon和斜度侧固式切削刀具可兼用 ball 及 夹紧螺丝 组装的 Combi 形状的刀柄 可供应

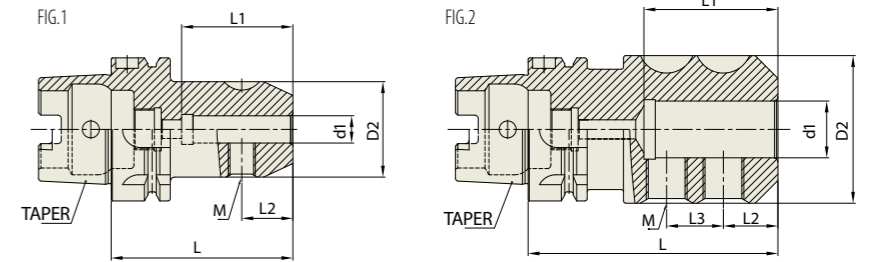
YG END MILL HOLDER & SIDE LOCK ARBOR

EMH

END MILL HOLDER

DIN 69893/
ISO 12164-1-HSK FORM A

立铣刀刀柄



Unit (单位) : mm

TAPER No. 锥度号	MODEL No. 型号	EDP No.	d1	D2	L	L1	L2	L3	M	FIG.	WEIGHT 重量(Kg)
40A	HSK40A-EMH6-60	P2563011	6	25	60	38	18	-	M6	1	0.30
	HSK40A-EMH8-60	P2563012	8	28	60	38	18	-	M8	1	0.30
	HSK40A-EMH10-60	P2563013	10	35	60	42	20	-	M10	1	0.30
	HSK40A-EMH12-70	P2563014	12	42	70	47	22.5	-	M12	1	0.40
	HSK40A-EMH14-70	P2563015	14	44	70	47	22.5	-	M12	1	0.40
	HSK40A-EMH16-80	P2563016	16	48	80	50	24	-	M14	1	0.60
50A	HSK50A-EMH6-65	P2563017	6	25	65	38	18	-	M6	1	0.70
	HSK50A-EMH8-65	P2563018	8	28	65	38	18	-	M8	1	0.80
	HSK50A-EMH10-65	P2563019	10	35	65	42	20	-	M10	1	0.80
	HSK50A-EMH12-80	P2563020	12	42	80	47	22.5	-	M12	1	1.20
	HSK50A-EMH14-80	P2563031	14	44	80	47	22.5	-	M12	1	1.30
	HSK50A-EMH16-80	P2563032	16	48	80	50	24	-	M14	1	1.30
63A	HSK50A-EMH18-80	P2563033	18	50	80	50	24	-	M14	1	1.40
	HSK50A-EMH20-80	P2563034	20	52	80	52	25	-	M16	1	1.50
	HSK63A-EMH6-65	P2563001	6	25	65	35	18	-	M6	1	0.80
	HSK63A-EMH8-65	P2563002	8	28	65	38	18	-	M8	1	0.80
	HSK63A-EMH10-65	P2563003	10	35	65	42	20	-	M10	1	0.90
	HSK63A-EMH12-80	P2563004	12	42	80	47	22.5	-	M12	1	1.10
100A	HSK63A-EMH14-80	P2563005	14	44	80	47	22.5	-	M12	1	1.20
	HSK63A-EMH16-80	P2563006	16	48	80	50	24	-	M14	1	1.30
	HSK63A-EMH18-80	P2563007	18	50	80	50	24	-	M14	1	1.40
	HSK63A-EMH20-80	P2563008	20	52	80	52	25	-	M16	1	1.50
	HSK63A-EMH25-110	P2563009	25	65	110	60	24	25	M16	2	2.30
	HSK63A-EMH32-110	P2563010	32	72	110	64	24	28	M16	2	2.60
	HSK100A-EMH6-80	P2563041	6	25	80	35	18	-	M6	1	0.80
	HSK100A-EMH8-80	P2563042	8	28	80	35	18	-	M8	1	0.80
	HSK100A-EMH10-80	P2563043	10	35	80	39	20	-	M10	1	0.90
	HSK100A-EMH12-80	P2563044	12	42	80	47	22.5	-	M12	1	1.10
	HSK100A-EMH14-80	P2563045	14	44	80	47	22.5	-	M12	1	1.20
	HSK100A-EMH16-100	P2563046	16	48	80	50	24	-	M14	1	1.30
	HSK100A-EMH18-100	P2563047	18	50	80	50	24	-	M14	1	1.40
	HSK100A-EMH20-100	P2563048	20	52	80	52	25	-	M16	1	1.50
HSK100A-EMH25-100	P2563049	25	65	110	60	24	25	M16	2	2.30	
HSK100A-EMH32-100	P2563050	32	72	110	64	24	28	M16	2	2.60	
HSK100A-EMH40-120	P2563051	40	80	120	74	30	32	M16	2	2.60	

▶Standard End Mill Holder is for a cutting tool with Weldon shank and End Mill Holder for a cutting tool with Whistle notch is available upon request.
 标准立铣刀座适用于带Weldon刀柄的刀具，立铣刀座适用于带哨子切口的刀具，可根据客户要求提供
 ▶Combi-style holder with ball jointed clamping screw which can be used with cutting tools with Weldon and Whistle notch shank is available.
 Weldon和斜度侧固式切削刀具可兼用 ball 及 夹紧螺丝 组装的 Combi 形状的刀柄 可供应

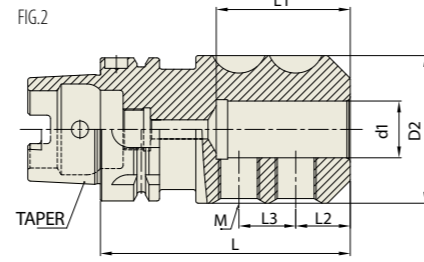
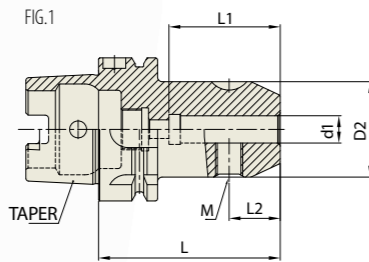
YG END MILL HOLDER & SIDE LOCK ARBOR

EMH

END MILL HOLDER (COOLANT CHANNEL)

DIN 69893/
ISO 12164-1-HSK FORM A

立铣刀刀柄 (冷却液喷射型)



Unit (单位) : mm

TAPER No. 锥度号	MODEL No. 型号	EDP No.	d1	D2	L	L1	L2	L3	M	FIG.	WEIGHT 重量(Kg)
40A	HSK40A-EMH6C-60	P2563061	6	25	60	38	18	-	M6	1	0.30
	HSK40A-EMH8C-60	P2563062	8	28	60	40	18	-	M8	1	0.30
	HSK40A-EMH10C-60	P2563063	10	35	60	42	20	-	M10	1	0.30
	HSK40A-EMH12C-70	P2563064	12	42	70	47	22.5	-	M12	1	0.40
	HSK40A-EMH14C-70	P2563065	14	44	70	47	22.5	-	M12	1	0.40
	HSK40A-EMH16C-80	P2563066	16	48	80	50	24	-	M14	1	0.60
50A	HSK50A-EMH6C-65	P2563067	6	25	65	38	18	-	M6	1	0.70
	HSK50A-EMH8C-65	P2563068	8	28	65	38	18	-	M8	1	0.80
	HSK50A-EMH10C-65	P2563069	10	35	65	42	20	-	M10	1	0.80
	HSK50A-EMH12C-80	P2563070	12	42	80	47	22.5	-	M12	1	1.20
	HSK50A-EMH14C-80	P2563071	14	44	80	47	22.5	-	M12	1	1.30
	HSK50A-EMH16C-80	P2563072	16	48	80	50	24	-	M14	1	1.30
63A	HSK50A-EMH18C-80	P2563073	18	50	80	50	24	-	M14	1	1.40
	HSK50A-EMH20C-80	P2563074	20	52	80	52	25	-	M16	1	1.50
	HSK63A-EMH6C-65	P2563021	6	25	65	35	18	-	M6	1	0.80
	HSK63A-EMH8C-65	P2563022	8	28	65	40	18	-	M8	1	0.80
	HSK63A-EMH10C-65	P2563023	10	35	65	40.5	20	-	M10	1	0.90
	HSK63A-EMH12C-80	P2563024	12	42	80	49	22.5	-	M12	1	1.10
100A	HSK63A-EMH14C-80	P2563025	14	44	80	49	22.5	-	M12	1	1.20
	HSK63A-EMH16C-80	P2563026	16	48	80	52	24	-	M14	1	1.30
	HSK63A-EMH18C-80	P2563027	18	50	80	52	24	-	M14	1	1.40
	HSK63A-EMH20C-80	P2563028	20	52	80	53	25	-	M16	1	1.50
	HSK63A-EMH25C-110	P2563029	25	65	110	59	24	25	M16	2	2.30
	HSK63A-EMH32C-110	P2563030	32	72	110	63	24	28	M16	2	2.60
100A	HSK100A-EMH6C-80	P2563059	6	25	80	35	18	-	M6	1	0.80
	HSK100A-EMH8C-80	P2563060	8	28	80	35	18	-	M8	1	0.80
	HSK100A-EMH10C-80	P2563052	10	35	80	35.5	20	-	M10	1	0.90
	HSK100A-EMH12C-80	P2563053	12	42	80	49	22.5	-	M12	1	1.10
	HSK100A-EMH14C-80	P2563054	14	44	80	49	22.5	-	M12	1	1.20
	HSK100A-EMH16C-100	P2563055	16	48	80	52	24	-	M14	1	1.30
	HSK100A-EMH18C-100	P2563056	18	50	80	52	24	-	M14	1	1.40
	HSK100A-EMH20C-100	P2563057	20	52	80	53	25	-	M16	1	1.50
	HSK100A-EMH25C-100	P2563058	25	65	110	59	24	25	M16	2	2.30
	HSK100A-EMH32C-100	P2772801	32	72	110	63	24	28	M16	2	2.60
HSK100A-EMH40C-120	P2772802	40	80	120	73	30	32	M16	2	2.60	

▶ Standard End Mill Holder is for a cutting tool with Weldon shank and End Mill Holder for a cutting tool with Whistle notch is available upon request.

标准立铣刀座适用于带Weldon刀柄的刀具，立铣刀座适用于带哨子切口的刀具，可根据客户要求提供

▶ Combi-style holder with ball jointed clamping screw which can be used with cutting tools with Weldon and Whistle notch shank is available.

Weldon和斜度侧固式切削刀具可兼用 ball 及夹紧螺丝组装的 Combi 形状的刀柄 可供应

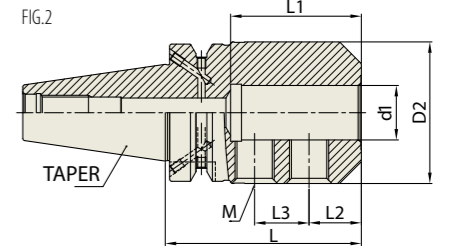
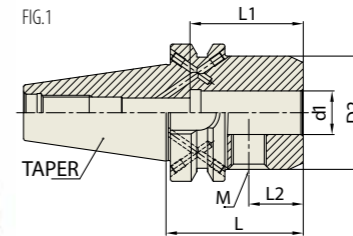
YG END MILL HOLDER & SIDE LOCK ARBOR

EMH

END MILL HOLDER

JIS B6339/
MAS 403-BT

立铣刀刀柄



Unit (单位) : mm

TAPER No. 锥度号	MODEL No. 型号	EDP No.	d1	D2	L	L1	L2	L3	M	FIG.	WEIGHT 重量(Kg)
30	BT30-EMH6-50	P2772951A	6	25	50	35	18	-	M6	1	0.47
	BT30-EMH8-50	P2772952A	8	28	50	35	18	-	M8	1	0.49
	BT30-EMH10-50	P2772953A	10	35	50	35.5	20	-	M10	1	0.55
	BT30-EMH12-55	P2772954A	12	42	50	36	22.5	-	M12	1	0.67
	BT30-EMH14-55	P2772955A	14	44	55	36	22.5	-	M12	1	0.68
	BT30-EMH16-63	P2772956A	16	48	63	46	24	-	M14	1	0.83
40	BT30-EMH18-63	P2772958A	18	50	63	46	24	-	M14	1	0.85
	BT30-EMH20-70	P2772957A	20	52	70	48	25	-	M16	1	0.98
	BT40AD/B-EMH6-50	P2773031	6	25	50	35	18	-	M6	1	1.00
	BT40AD/B-EMH8-50	P2773032	8	28	50	35	18	-	M8	1	1.00
	BT40AD/B-EMH10-63	P2773033	10	35	63	39	20	-	M10	1	1.10
	BT40AD/B-EMH12-63	P2773034	12	42	63	44	22.5	-	M12	1	1.30
50	BT40AD/B-EMH14-63	P2773035	14	44	63	49	22.5	-	M12	1	1.40
	BT40AD/B-EMH16-63	P2773036	16	48	63	52	24	-	M14	1	1.70
	BT40AD/B-EMH18-63	P2773037	18	50	63	50	24	-	M14	1	1.70
	BT40AD/B-EMH20-63	P2773038	20	52	63	52	25	-	M16	1	1.80
	BT40AD/B-EMH25-90	P2773039	25	65	90	60	24	25	M18	2	1.80
	BT40AD/B-EMH32-100	P2773040	32	72	100	64	24	28	M20	2	2.00
50	BT50AD/B-EMH6-63	P2773041	6	25	63	35	18	-	M6	1	3.30
	BT50AD/B-EMH8-63	P2773042	8	28	63	35	18	-	M8	1	3.60
	BT50AD/B-EMH10-65	P2773043	10	35	65	39	20	-	M10	1	3.80
	BT50AD/B-EMH12-80	P2773044	12	42	80	46	22.5	-	M12	1	3.80
	BT40AD/B-EMH14-80	P2773045	14	44	80	46	22.5	-	M12	1	4.00
	BT50AD/B-EMH16-80	P2773046	16	48	80	49	24	-	M14	1	4.00
	BT50AD/B-EMH18-80	P2773047	18	50	80	49	24	-	M14	1	4.20
	BT50AD/B-EMH20-80	P2773048	20	52	80	52	25	-	M16	1	4.20
	BT50AD/B-EMH25-100	P2773049	25	65	100	60	24	25	M18	2	4.60
	BT50AD/B-EMH32-105	P2773050	32	72	105	64	24	28	M20	2	4.70
BT50AD/B-EMH40-120	P2773051	40	80	120	73	30	32	M20	2	4.90	

▶ CAT(ANSI B5.50) taper and Inch type products are available.

CAT(ANSI B5.50)锥柄及英制产品可供选择

▶ Standard End Mill Holder is for a cutting tool with Weldon shank and End Mill Holder for a cutting tool with Whistle notch is available upon request.

标准立铣刀座适用于带Weldon刀柄的刀具，立铣刀座适用于带哨子切口的刀具，可根据客户要求提供

▶ Combi-style holder with ball jointed clamping screw which can be used with cutting tools with Weldon and Whistle notch shank is available.

Weldon和斜度侧固式切削刀具可兼用 ball 及夹紧螺丝组装的 Combi 形状的刀柄 可供应

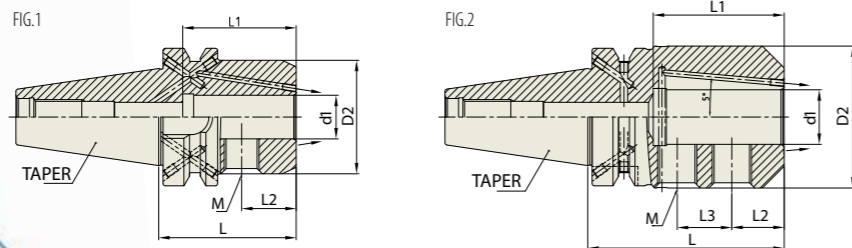
YG END MILL HOLDER & SIDE LOCK ARBOR

EMH

END MILL HOLDER (COOLANT CHANNEL)

立铣刀刀柄 (冷却液喷射型)

JIS B6339/
MAS 403-BT



Unit (单位) : mm

TAPER No. 锥度号	MODEL No. 型号	EDP No.	d1	D2	L	L1	L2	L3	M	FIG.	WEIGHT 重量(Kg)
40	BT40AD/B-EMH6C-50	P2772991	6	25	50	35	18	-	M6	1	1.00
	BT40AD/B-EMH8C-50	P2772992	8	28	50	35	18	-	M8	1	1.00
	BT40AD/B-EMH10C-63	P2772993	10	35	63	39	20	-	M10	1	1.10
	BT40AD/B-EMH12C-63	P2772994	12	42	63	44	22.5	-	M12	1	1.30
	BT40AD/B-EMH14C-63	P2772995	14	44	63	49	22.5	-	M12	1	1.40
	BT40AD/B-EMH16C-63	P2772996	16	48	63	52	24	-	M14	1	1.70
	BT40AD/B-EMH18C-63	P2772997	18	50	63	50	24	-	M14	1	1.70
	BT40AD/B-EMH20C-63	P2772998	20	52	63	52	25	-	M16	1	1.80
	BT40AD/B-EMH25C-90	P2772999	25	65	90	60	24	25	M18	2	1.80
	BT40AD/B-EMH32C-100	P2773000	32	72	100	64	24	28	M20	2	2.00
50	BT50AD/B-EMH6C-63	P2773012	6	25	63	35	18	-	M6	1	3.30
	BT50AD/B-EMH8C-63	P2773013	8	28	63	35	18	-	M8	1	3.60
	BT50AD/B-EMH10C-65	P2773014	10	35	65	39	20	-	M10	1	3.80
	BT50AD/B-EMH12C-80	P2773015	12	42	80	46	22.5	-	M12	1	3.80
	BT40AD/B-EMH14C-80	P2773016	14	44	80	46	22.5	-	M12	1	4.00
	BT50AD/B-EMH16C-80	P2773017	16	48	80	49	24	-	M14	1	4.00
	BT50AD/B-EMH18C-80	P2773018	18	50	80	49	24	-	M14	1	4.20
	BT50AD/B-EMH20C-80	P2773019	20	52	80	52	25	-	M16	1	4.20
	BT50AD/B-EMH25C-100	P2773020	25	65	100	60	24	25	M18	2	4.60
	BT50AD/B-EMH32C-105	P2773021	32	72	105	64	24	28	M20	2	4.70
	BT50AD/B-EMH40C-120	P2773022	40	80	120	73	30	32	M20	2	4.90

- ▶ CAT(ANSI B5.50) taper and Inch type products are available.
CAT(ANSI B5.50)锥柄及英制产品可供选择
- ▶ Standard End Mill Holder is for a cutting tool with Weldon shank and End Mill Holder for a cutting tool with Whistle notch is available upon request.
标准立铣刀座适用于带Weldon刀柄的刀具，立铣刀座适用于带哨子切口的刀具，可根据客户要求提供
- ▶ Combi-style holder with ball jointed clamping screw which can be used with cutting tools with Weldon and Whistle notch shank is available.
Weldon和斜度侧固式切削刀具可兼用 ball 及 夹紧螺丝 组装的 Combi 形状的刀柄 可供应

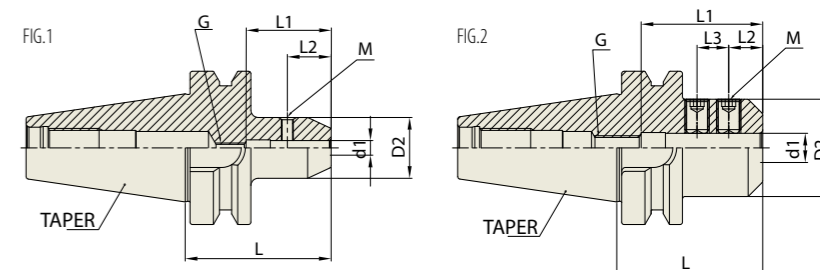
YG END MILL HOLDER & SIDE LOCK ARBOR

EMH

END MILL HOLDER

立铣刀刀柄

JIS B6339/
MAS 403-BT



Unit (单位) : mm

TAPER No. 锥度号	MODEL No. 型号	EDP No.	d1	D2	L	L1	L2	L3	M	FIG.	WEIGHT 重量(Kg)
30	BT30-EMH6-50	P2776227A	6	25	50	35	18	-	M6	1	0.47
	BT30-EMH8-50	P2776228A	8	28	50	35	18	-	M8	1	0.49
	BT30-EMH10-50	P2776229A	10	35	50	35.5	20	-	M10	1	0.55
	BT30-EMH12-55	P2776230A	12	42	50	36	22.5	-	M12	1	0.67
	BT30-EMH14-55	P2776231A	14	44	55	36	22.5	-	M12	1	0.68
	BT30-EMH16-63	P2776201A	16	48	63	46	24	-	M14	1	0.83
	BT30-EMH18-63	P2776232A	18	50	63	46	24	-	M14	1	0.85
	BT30-EMH20-70	P2776202A	20	52	70	48	25	-	M16	1	0.98
	BT40-EMH6-50	P2773061	6	25	50	35	18	-	M6	1	1.00
	BT40-EMH8-50	P2773062	8	28	50	35	18	-	M8	1	1.00
40	BT40-EMH10-63	P2773063	10	35	63	39	20	-	M10	1	1.10
	BT40-EMH12-63	P2773064	12	42	63	44	22.5	-	M12	1	1.30
	BT40-EMH14-63	P2773065	14	44	63	49	22.5	-	M12	1	1.40
	BT40-EMH16-63	P2773066	16	48	63	52	24	-	M14	1	1.70
	BT40-EMH18-63	P2773067	18	50	63	50	24	-	M14	1	1.70
	BT40-EMH20-63	P2773068	20	52	63	52	25	-	M16	1	1.80
	BT40-EMH25-90	P2773069	25	65	90	60	24	25	M18	2	1.80
	BT40-EMH32-100	P2773070	32	72	100	64	24	28	M20	2	2.00
	BT50-EMH6-63	P2773071	6	25	63	35	18	-	M6	1	3.30
	BT50-EMH8-63	P2773072	8	28	63	35	18	-	M8	1	3.60
50	BT50-EMH10-65	P2773073	10	35	65	39	20	-	M10	1	3.80
	BT50-EMH12-80	P2773074	12	42	80	46	22.5	-	M12	1	3.80
	BT50-EMH14-80	P2773075	14	44	80	46	22.5	-	M12	1	4.00
	BT50-EMH16-80	P2773076	16	48	80	49	24	-	M14	1	4.00
	BT50-EMH18-80	P2773077	18	50	80	49	24	-	M14	1	4.20
	BT50-EMH20-80	P2773078	20	52	80	52	25	-	M16	1	4.20
	BT50-EMH25-100	P2773079	25	65	100	60	24	25	M18	2	4.60
	BT50-EMH32-105	P2773080	32	72	105	64	24	28	M20	2	4.70
	BT50-EMH40-120	P2773081	40	80	120	73	30	32	M20	2	4.90

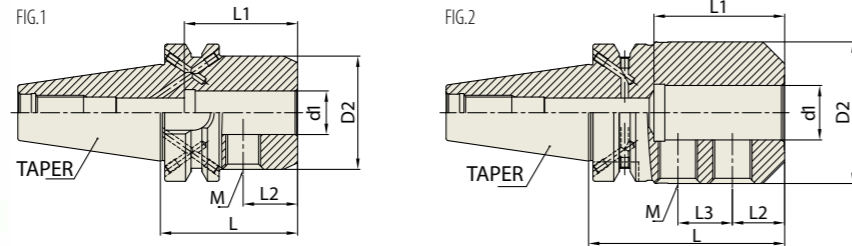
- ▶ CAT(ANSI B5.50) taper and Inch type products are available.
CAT(ANSI B5.50)锥柄及英制产品可供选择
- ▶ Standard End Mill Holder is for a cutting tool with Weldon shank and End Mill Holder for a cutting tool with Whistle notch is available upon request.
标准立铣刀座适用于带Weldon刀柄的刀具，立铣刀座适用于带哨子切口的刀具，可根据客户要求提供
- ▶ Combi-style holder with ball jointed clamping screw which can be used with cutting tools with Weldon and Whistle notch shank is available.
Weldon和斜度侧固式切削刀具可兼用 ball 及 夹紧螺丝 组装的 Combi 形状的刀柄 可供应

YG END MILL HOLDER & SIDE LOCK ARBOR

EMH

END MILL HOLDER
立铣刀刀柄

JIS B6339/
MAS 403-BT



Unit (单位) : mm

TAPER No. 锥度号	MODEL No. 型号	EDP No.	d1	D2	L	L1	L2	L3	M	FIG.	WEIGHT 重量(Kg)
40	BT40AD/B-EMH6-50	P2780301	6	25	50	35	18	-	M6	1	1.00
	BT40AD/B-EMH8-50	P2780302	8	28	50	35	18	-	M8	1	1.00
	BT40AD/B-EMH10-63	P2780303	10	35	63	39	20	-	M10	1	1.10
	BT40AD/B-EMH12-63	P2780304	12	42	63	44	22.5	-	M12	1	1.30
	BT40AD/B-EMH14-63	P2780305	14	44	63	49	22.5	-	M12	1	1.40
	BT40AD/B-EMH16-63	P2780306	16	48	63	52	24	-	M14	1	1.70
	BT40AD/B-EMH18-63	P2780307	18	50	63	50	24	-	M14	1	1.70
	BT40AD/B-EMH20-63	P2780308	20	52	63	52	25	-	M16	1	1.80
	BT40AD/B-EMH25-90	P2780309	25	65	90	60	24	25	M18	2	1.80
	BT40AD/B-EMH32-100	P2780310	32	72	100	64	24	28	M20	2	2.00
50	BT50AD/B-EMH6-63	P2780311	6	25	63	35	18	-	M6	1	3.30
	BT50AD/B-EMH8-63	P2780312	8	28	63	35	18	-	M8	1	3.60
	BT50AD/B-EMH10-65	P2780313	10	35	65	39	20	-	M10	1	3.80
	BT50AD/B-EMH12-80	P2780314	12	42	80	46	22.5	-	M12	1	3.80
	BT50AD/B-EMH14-80	P2780315	14	44	80	46	22.5	-	M12	1	4.00
	BT50AD/B-EMH16-80	P2780316	16	48	80	49	24	-	M14	1	4.00
	BT50AD/B-EMH18-80	P2780317	18	50	80	49	24	-	M14	1	4.20
	BT50AD/B-EMH20-80	P2780318	20	52	80	52	25	-	M16	1	4.20
	BT50AD/B-EMH25-100	P2780319	25	65	100	60	24	25	M18	2	4.60
	BT50AD/B-EMH32-105	P2780320	32	72	105	64	24	28	M20	2	4.70
	BT50AD/B-EMH40-120	P2780321	40	80	120	73	30	32	M20	2	4.90

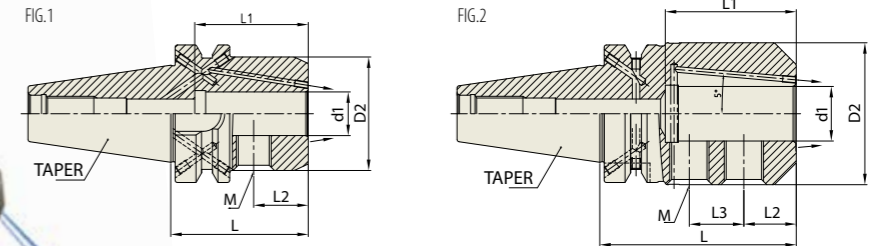

- ▶ CAT(ANSI B5.50) taper and Inch type products are available.
CAT(ANSI B5.50)锥柄及英制产品可供选择
- ▶ Standard End Mill Holder is for a cutting tool with Weldon shank and End Mill Holder for a cutting tool with Whistle notch is available upon request.
标准立铣刀座适用于带Weldon刀柄的刀具，立铣刀座适用于带哨子切口的刀具，可根据客户要求提供
- ▶ Combi-style holder with ball jointed clamping screw which can be used with cutting tools with Weldon and Whistle notch shank is available.
Weldon和斜度侧固式切削刀具可兼用 ball 及 夹紧螺丝 组装的 Combi 形状的刀柄 可供应

YG END MILL HOLDER & SIDE LOCK ARBOR

EMH

END MILL HOLDER (COOLANT CHANNEL)
立铣刀刀柄 (冷却液喷射型)

JIS B6339/
MAS 403-BT



Unit (单位) : mm

TAPER No. 锥度号	MODEL No. 型号	EDP No.	d1	D2	L	L1	L2	L3	M	FIG.	WEIGHT 重量(Kg)
40	BT40AD/B-EMH6C-50	P2778001	6	25	50	35	18	-	M6	1	1.00
	BT40AD/B-EMH8C-50	P2778002	8	28	50	35	18	-	M8	1	1.00
	BT40AD/B-EMH10C-63	P2778003	10	35	63	39	20	-	M10	1	1.10
	BT40AD/B-EMH12C-63	P2778004	12	42	63	44	22.5	-	M12	1	1.30
	BT40AD/B-EMH14C-63	P2778005	14	44	63	49	22.5	-	M12	1	1.40
	BT40AD/B-EMH16C-63	P2778006	16	48	63	52	24	-	M14	1	1.70
	BT40AD/B-EMH18C-63	P2778007	18	50	63	50	24	-	M14	1	1.70
	BT40AD/B-EMH20C-63	P2778008	20	52	63	52	25	-	M16	1	1.80
	BT40AD/B-EMH25C-90	P2778009	25	65	90	60	24	25	M18	2	1.80
	BT40AD/B-EMH32C-100	P2778010	32	72	100	64	24	28	M20	2	2.00
50	BT50AD/B-EMH6C-63	P2778011	6	25	63	35	18	-	M6	1	3.30
	BT50AD/B-EMH8C-63	P2778012	8	28	63	35	18	-	M8	1	3.60
	BT50AD/B-EMH10C-65	P2778013	10	35	65	39	20	-	M10	1	3.80
	BT50AD/B-EMH12C-80	P2778014	12	42	80	46	22.5	-	M12	1	3.80
	BT50AD/B-EMH14C-80	P2778015	14	44	80	46	22.5	-	M12	1	4.00
	BT50AD/B-EMH16C-80	P2778016	16	48	80	49	24	-	M14	1	4.00
	BT50AD/B-EMH18C-80	P2778017	18	50	80	49	24	-	M14	1	4.20
	BT50AD/B-EMH20C-80	P2778018	20	52	80	52	25	-	M16	1	4.20
	BT50AD/B-EMH25C-100	P2778019	25	65	100	60	24	25	M18	2	4.60
	BT50AD/B-EMH32C-105	P2778020	32	72	105	64	24	28	M20	2	4.70
	BT50AD/B-EMH40C-120	P2778021	40	80	120	73	30	32	M20	2	4.90

- ▶ CAT(ANSI B5.50) taper and Inch type products are available.
CAT(ANSI B5.50)锥柄及英制产品可供选择
- ▶ Standard End Mill Holder is for a cutting tool with Weldon shank and End Mill Holder for a cutting tool with Whistle notch is available upon request.
标准立铣刀座适用于带Weldon刀柄的刀具，立铣刀座适用于带哨子切口的刀具，可根据客户要求提供
- ▶ Combi-style holder with ball jointed clamping screw which can be used with cutting tools with Weldon and Whistle notch shank is available.
Weldon和斜度侧固式切削刀具可兼用 ball 及 夹紧螺丝 组装的 Combi 形状的刀柄 可供应

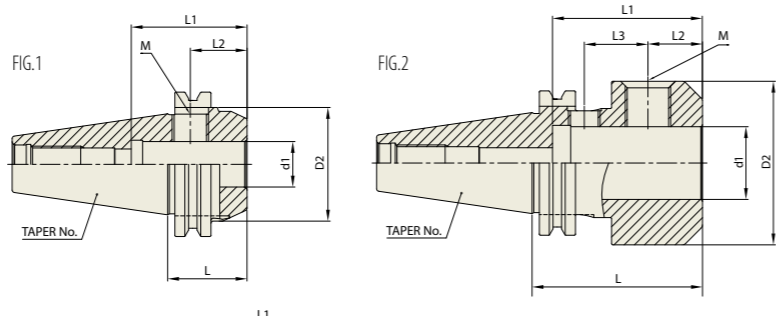
YG END MILL HOLDER & SIDE LOCK ARBOR

EMH

END MILL HOLDER (SHORT TYPE)

DIN 69871-SK

立铣刀刀柄 (短型)

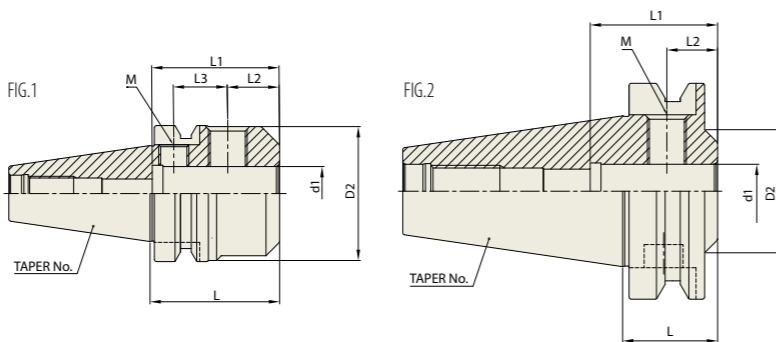


Unit (单位) : mm

TAPER No. 锥度号	MODEL No. 型号	EDP No.	d1	D2	L	L1	L2	L3	M	FIG.	WEIGHT 重量(Kg)
40	SK40-EMH16-35	P2521001	16	48	35	51	24	-	M14	1	0.80
	SK40-EMH20-35	P2521027	20	50	35	51	25	-	M16	1	0.90
	SK40-EMH25-60	P2521003	25	50	60	59	24	25	M18/M14	2	1.20
50	SK40-EMH32-75	P2521030	32	72	75	66	24	28	M20/M14	2	1.80
	SK50-EMH25-60	P2521031	25	65	60	60	23.5	25.4	M18/M14	2	3.35
	SK50-EMH32-60	P2521032	32	72	60	63	24	24.9	M20/M14	2	3.50



JIS B6339/MAS 403-BT



Unit (单位) : mm

TAPER No. 锥度号	MODEL No. 型号	EDP No.	d1	D2	L	L1	L2	L3	M	FIG.	WEIGHT 重量(Kg)
40	BT40-EMH25-60	P2773085	25	62	60	59	24	25	M18	1	1.50
	BT40-EMH32-65	P2773086	32	62	65	63	24	28	M20	1	1.45
50	BT50-EMH25-44	P2773087	25	57	44	59	24	-	M18	2	3.30
	BT50-EMH32-60	P2773088	32	72	60	63	24	28	M20/M14	1	3.60

▶ Standard End Mill Holder is for a cutting tool with Weldon shank and End Mill Holder for a cutting tool with Whistle notch is available upon request.
标准立铣刀座适用于带Weldon刀柄的刀具，立铣刀座适用于带哨子切口的刀具，可根据客户要求提供

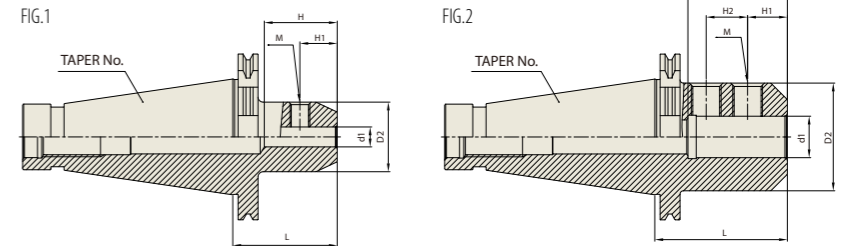
YG END MILL HOLDER & SIDE LOCK ARBOR

EMH

END MILL HOLDER

GOST 25827-93

立铣刀刀柄



Unit (单位) : mm

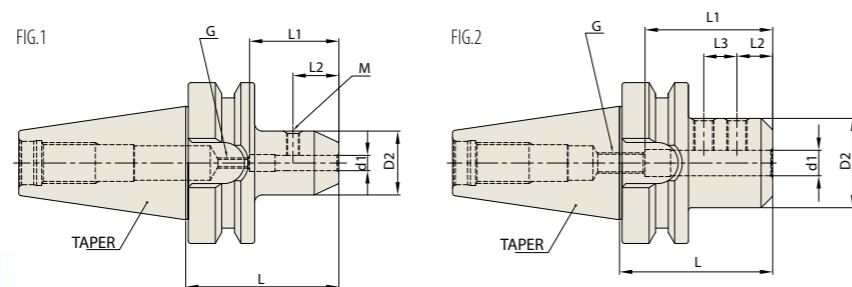
TAPER No. 锥度号	MODEL No. 型号	EDP No.	d1	D2	L	H	H1	H2	M	FIG.	WEIGHT 重量(Kg)	
40	GOST40-EMH6-50	P2780361	6	25	50	35	18	-	M6	1		
	GOST40-EMH8-50	P2780362	8	28	50	35	18	-	M8	1		
	GOST40-EMH10-50	P2780363	10	35	50	35.5	20	-	M10	1		
	GOST40-EMH12-50	P2780364	12	42	50	36	22.5	-	M12	1		
	GOST40-EMH14-63	P2780365	14	44	63	36	22.5	-	M12	1		
	GOST40-EMH16-63	P2780366	16	48	63	46	24	-	M14	1		
	GOST40-EMH18-63	P2780367	18	50	63	46	24	-	M14	1		
	GOST40-EMH20-63	P2780368	20	52	63	48	25	-	M16	1		
	GOST40-EMH25-80	P2780369	25	65	80	55	24	25	M18	2		
	GOST40-EMH32-80	P2780370	32	72	80	57	24	28	M20	2		
	50	GOST50-EMH6-63	P2780371	6	25	63	35	18	-	M6	1	
		GOST50-EMH8-63	P2780372	8	28	63	35	18	-	M8	1	
GOST50-EMH10-63		P2780373	10	35	63	35.5	20	-	M10	1		
GOST50-EMH12-63		P2780374	12	42	63	36	22.5	-	M12	1		
GOST50-EMH14-63		P2780375	14	44	63	36	22.5	-	M12	1		
GOST50-EMH16-63		P2780376	16	48	63	46	24	-	M14	1		
GOST50-EMH18-63		P2780377	18	50	63	46	24	-	M14	1		
GOST50-EMH20-63		P2780378	20	52	63	48	25	-	M16	1		
GOST50-EMH25-80		P2780379	25	65	80	55	24	25	M18	2		
GOST50-EMH32-80		P2780380	32	72	80	63	24	28	M20	2		
GOST50-EMH40-90	P2780381	40	80	90	68	30	32	M20	2			

YG END MILL HOLDER & SIDE LOCK ARBOR

SLA

SIDE LOCK ARBOR
侧固式刀柄

CBT
(BT DUAL CONTACT)



Unit (单位) : mm

TAPER No. 锥度号	MODEL No. 型号	EDP No.	d1	D2	L	L1	L2	L3	M	FIG.	WEIGHT 重量(Kg)
30	CBT30-SLA6-60	P2772918	6	25	60	35	18	-	M5	1	0.70
	CBT30-SLA8-60	P2772919	8	28	60	35	18	-	M6	1	0.80
	CBT30-SLA10-60	P2772920	10	35	60	40	14	13	M8	2	0.90
	CBT30-SLA12-60	P2772921	12	40	60	50	14	13	M10	2	1.10
	CBT30-SLA14-60	P2772922	14	40	60	50	14	13	M10	2	1.20
	CBT30-SLA16-75	P2772923	16	40	75	70	25	20	M12	2	1.30
	CBT30-SLA20-75	P2772924	20	50	75	70	25	20	M12	2	1.40
	CBT30-SLA25-75	P2772925	25	50	75	70	25	20	M14	2	1.50
	CBT30-SLA32-105	P2772926	32	60	105	80	25	25	M16	2	1.60
	CBT40-SLA6-60	P2772927	6	25	60	35	18	-	M5	1	1.10
40	CBT40-SLA8-60	P2772928	8	28	60	35	18	-	M6	1	1.10
	CBT40-SLA10-60	P2772929	10	35	60	50	14	13	M8	2	1.20
	CBT40-SLA12-60	P2772930	12	40	60	50	14	13	M10	2	1.40
	CBT40-SLA16-90	P2772931	16	40	90	70	25	20	M12	2	1.50
	CBT40-SLA20-90	P2772901	20	50	90	70	25	20	M12	2	1.80
	CBT40-SLA25-90	P2772902	25	50	90	70	25	20	M14	2	1.70
	CBT40-SLA32-90	P2772903	32	60	90	80	25	25	M16	2	1.90
	CBT40-SLA40-90	P2772904	40	63	90	80	25	25	M16	2	1.80
	CBT40-SLA42-90	P2772905	42	63	90	80	25	25	M16	2	1.80
	CBT50-SLA6-90	P2772906	6	25	90	40	18	-	M5	1	3.70
50	CBT50-SLA8-90	P2772907	8	28	90	40	18	-	M6	1	3.90
	CBT50-SLA10-90	P2772908	10	35	90	50	15	15	M8	2	4.10
	CBT50-SLA12-90	P2772909	12	40	90	55	15	15	M10	2	4.30
	CBT50-SLA14-90	P2772910	14	40	90	55	15	15	M10	2	4.30
	CBT50-SLA16-105	P2772911	16	40	105	70	25	20	M12	2	4.40
	CBT50-SLA20-105	P2772912	20	50	105	70	25	20	M12	2	4.80
	CBT50-SLA25-105	P2772913	25	50	105	70	25	20	M14	2	4.70
	CBT50-SLA32-105	P2772914	32	60	105	80	25	25	M14	2	4.00
	CBT50-SLA40-105	P2772915	40	63	105	80	25	25	M16	2	4.50
	CBT50-SLA42-105	P2772916	42	63	105	80	25	25	M16	2	4.70
CBT50-SLA50.8-121	P2772917	50.8	95	121	87	33.9	35.8	M20	2	5.00	

▶ Standard End Mill Holder is for a cutting tool with Weldon shank and End Mill Holder for a cutting tool with Whistle notch is available upon request.

▶ 标准立铣刀座适用于带Weldon刀柄的刀具，立铣刀座适用于带哨子切口的刀具，可根据客户要求提供

▶ Side Lock Arbor is Non-Balancing.

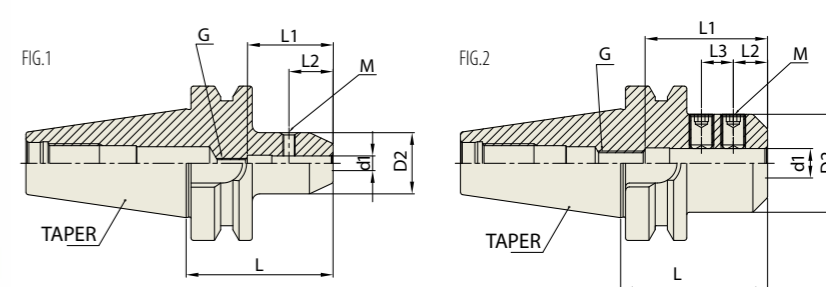
▶ 侧固式刀柄不带平衡

YG END MILL HOLDER & SIDE LOCK ARBOR

SLA

SIDE LOCK ARBOR
侧固式刀柄

JIS B6339/
MAS 403-BT



Unit (单位) : mm

TAPER No. 锥度号	MODEL No. 型号	EDP No.	d1	D2	L	L1	L2	L3	M	G	FIG.	WEIGHT 重量(Kg)
30	BT30-SLA 6-60	P2780201	6	25	60	35	18	-	M5	M5	1	0.70
	BT30-SLA 8-60	P2780202	8	28	60	35	18	-	M6	M6	1	0.80
	BT30-SLA10-60	P2780203	10	35	60	40	14	13	M8	M8	2	0.90
	BT30-SLA12-60	P2780204	12	40	60	50	14	13	M10	M10	2	1.10
	BT30-SLA14-60	P2780205	14	40	60	50	14	13	M10	M10	2	1.20
	BT30-SLA16-75	P2780206	16	40	75	70	25	20	M12	M12	2	1.30
	BT30-SLA20-75	P2780207	20	50	75	70	25	20	M12	M12	2	1.40
	BT30-SLA25-75	P2780208	25	50	75	70	25	20	M14	M12	2	1.50
	BT30-SLA32-105	P2780209	32	60	105	80	25	25	M16	M12	2	1.60
	BT40-SLA6-60	P2780210	6	25	60	35	18	-	M5	M5	1	1.10
40	BT40-SLA8-60	P2780211	8	28	60	35	18	-	M6	M6	1	1.10
	BT40-SLA10-60	P2780212	10	35	60	50	14	13	M8	M8	2	1.20
	BT40-SLA12-60	P2780213	12	40	60	50	14	13	M10	M10	2	1.40
	BT40-SLA16-90	P2780214	16	40	90	70	25	20	M12	M12	2	1.50
	BT40-SLA20-90	P2780215	20	50	90	70	25	20	M12	M12	2	1.80
	BT40-SLA25-90	P2780216	25	50	90	70	25	20	M14	M12	2	1.70
	BT40-SLA32-90	P2780217	32	60	90	80	25	25	M16	M12	2	1.90
	BT40-SLA40-90	P2780218	40	63	90	80	25	25	M16	M12	2	1.80
	BT40-SLA42-90	P2780219	42	63	90	80	25	25	M16	M12	2	1.80
	BT50-SLA6-90	P2780220	6	25	90	40	18	-	M5	M5	1	3.70
50	BT50-SLA8-90	P2780221	8	28	90	40	18	-	M6	M6	1	3.90
	BT50-SLA10-90	P2780222	10	35	90	50	15	15	M8	M8	2	4.10
	BT50-SLA12-90	P2780223	12	40	90	55	15	15	M10	M10	2	4.30
	BT50-SLA14-90	P2780224	14	40	90	55	15	15	M10	M12	2	4.30
	BT50-SLA16-105	P2780225	16	40	105	70	25	20	M12	M12	2	4.40
	BT50-SLA20-105	P2780226	20	50	105	70	25	20	M12	M12	2	4.80
	BT50-SLA25-105	P2780227	25	50	105	70	25	20	M14	M12	2	4.70
	BT50-SLA32-105	P2780228	32	60	105	80	25	25	M16	M12	2	4.00
	BT50-SLA40-105	P2780229	40	63	105	80	25	25	M16	M12	2	4.50
	BT50-SLA42-105	P2780230	42	63	105	80	25	25	M16	M12	2	4.70
BT50-SLA50.8-121	P2780231	50.8	95	121	87	33.9	35.8	M20	-	2	5.00	

▶ CAT(ANSI B5.50) taper and Inch type products are available.

▶ CAT(ANSI B5.50)锥柄及英寸产品可供选择

▶ Standard End Mill Holder is for a cutting tool with Weldon shank and End Mill Holder for a cutting tool with Whistle notch is available upon request.

▶ 标准立铣刀座适用于带Weldon刀柄的刀具，立铣刀座适用于带哨子切口的刀具，可根据客户要求提供

▶ Side Lock Arbor is Non-Balancing.

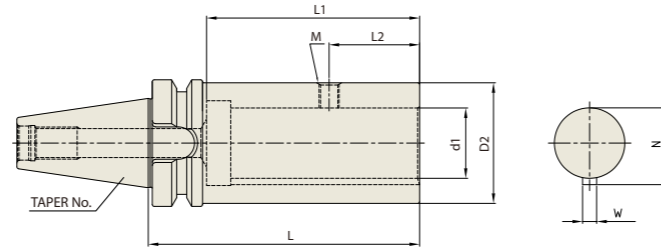
▶ 侧固式刀柄不带平衡

YG END MILL HOLDER & SIDE LOCK ARBOR

SLB

SIDE LOCK ARBOR
侧固式刀柄

JIS B6339/
MAS 403-BT



Unit (单位) : mm

TAPER No. 锥度号	MODEL No. 型号	EDP No.	d1	D2	L	L1	L2	M	N	W	WEIGHT 重量(Kg)
40	BT40-SLB26-105	P2778051	26	50	105	85	40	M10	28.2	5	1.30
	BT40-SLB35-135	P2778052	35	60	135	105	55	M10	37.6	6	2.20
	BT40-SLB35T-135	P2778053	35	60	135	105	55	M10	38.2	7	2.20
50	BT50-SLB26-105	P2778054	26	50	105	85	40	M10	28.2	5	1.30
	BT50-SLB35-135	P2778055	35	60	135	106	55	M10	37.6	6	2.20
	BT50-SLB35T-135	P2778056	35	60	135	106	55	M10	38.2	7	2.20
	BT50-SLB48-165	P2778057	12	42	80	129	65	M10	51	8	3.80

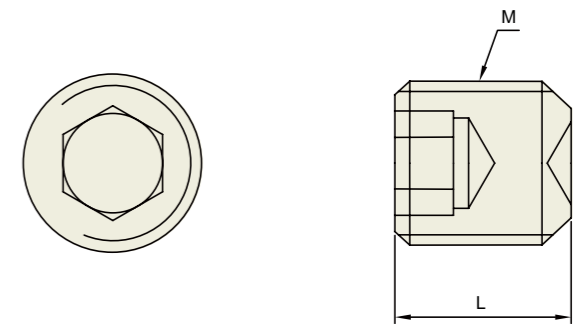
▶Standard design of side lock arbor is for cutting tools with straight shank having flat face.
标准侧固式刀柄设计 可使用带有平面的 直柄切削刀具

▶Side Lock Arbor is Non-Balancing.
侧固式刀柄不带动平衡

YG END MILL HOLDER & SIDE LOCK ARBOR

PART

SIDE LOCK BOLT (for END MILL HOLDER & SIDE LOCK ARBOR)
侧固螺丝 (立铣刀刀柄&侧固式刀柄用)

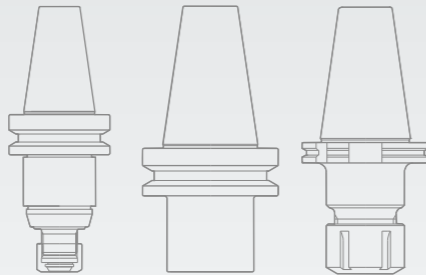


Unit (单位) : mm

SLA & EMH ID	EMH			SLA		
	M	L	EDP No.	M	L	EDP No.
6	M6 x 1.0	10.5	P2778088	M5 x 0.8	8	P2778079
8	M8 x 1.25	10.5	P2778089	M6 x 1.0	10	P2778080
10	M10 x 1.5	12.5	P2778090	M8 x 1.25	12	P2778081
12	M12 x 1.75	16.5	P2778091	M10 x 1.5	14	P2778082
14	M12 x 1.75	15.0	P2778092	M10 x 1.5	14	P2778082
16	M14 x 2.0	16.5	P2778093	M12 x 1.75	12	P2778083
18	M14 x 2.0	16.5	P2778093	-	-	-
20	M16 x 2.0	16.5	P2778094	M12 x 1.75	16	P2778084
25	M18 x 2.0	20.5	P2778095	M14 x 2.0	14	P2778085
32	M20 x 2.0	20.5	P2778096	M16 x 2.0	16	P2778086
40	M20 x 2.0	20.5	P2778096	M16 x 2.0	16	P2778086
42	-	-	-	M16 x 2.0	16	P2778086
50	M24 x 2.0	25.5	P2778098	-	-	-
50.8	-	-	-	M20 x 2.5	25	P2778087



Global Cutting Tool Leader **YG-1**



TOOLING SYSTEM

YG-1 TOOLING SYSTEM

SHELL MILL ARBOR

端面铣刀刀柄



SHELL MILL ARBOR

DIN 69871-SK

DIN 69893/ISO 12164-1-HSK

CBT (BT DUAL CONTACT)

JIS B6339/MAS 403-BT

GOST 25827-93

PARTS

COMBI SHELL MILL ARBOR

DIN 69871-SK

DIN 69893/ISO 12164-1-HSK

CBT (BT DUAL CONTACT)

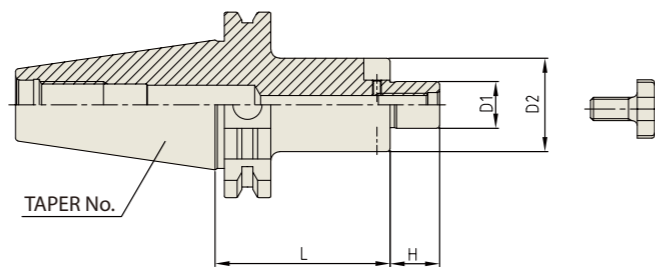
JIS B6339/MAS 403-BT

DIN 2080-ISO

PARTS

SHELL MILL ARBOR
端面铣刀刀柄

DIN 69871-SK



Parts, Refer to page 153-154
配件, 请参阅第153-154页

◆ **STANDARD**

Unit (单位) : mm

TAPER No. 锥度号	MODEL No. 型号	EDP No.	D1	D2	L	H	BOLT	WEIGHT 重量(Kg)
30	SK30-SMA16-50	P2778901	16	32	50	17	M8x16L	0.85
	SK30-SMA22-50	P2778902	22	40	50	19	M10x18L	0.90
	SK30-SMA27-50	P2778903	27	48	50	21	M12x22L	1.03
40	SK40-SMA16-60	P2778904	16	32	60	17	M8x16L	0.35
	SK40-SMA22-60	P2778905	22	40	60	19	M10x18L	1.45
	SK40-SMA27-60	P2778906	27	48	60	21	M12x22L	1.70
	SK40-SMA32-60	P2778907	32	58	60	24	M16x26L	1.80
	SK40-SMA40-60	P2778908	40	70	60	27	M20x30L	3.10
	SK50-SMA16-75	P2778909	16	32	75	17	M8x16L	2.80
50	SK50-SMA22-75	P2778910	22	40	75	19	M10x18L	3.10
	SK50-SMA27-75	P2778911	27	48	75	21	M12x22L	3.40
	SK50-SMA32-75	P2778912	32	58	75	24	M16x26L	3.80
	SK50-SMA40-75	P2778913	40	70	75	27	M20x30L	4.50
	SK50-SMA50-75	P2778914	50	90	75	30	M24x36L	5.90

◆ **EXTENDED**

Unit (单位) : mm

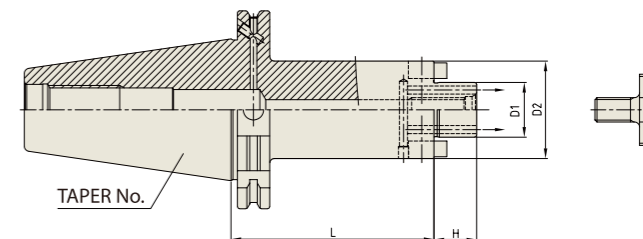
TAPER No. 锥度号	MODEL No. 型号	EDP No.	D1	D2	L	H	BOLT	WEIGHT 重量(Kg)
40	SK40-SMA16-120	P2778915	16	32	120	17	M8x16L	1.70
	SK40-SMA22-120	P2778916	22	40	120	19	M10x18L	1.80
	SK40-SMA27-120	P2778917	27	48	120	21	M12x22L	2.40
	SK40-SMA32-120	P2778918	32	58	120	24	M16x26L	3.70
50	SK50-SMA16-120	P2778919	16	32	120	17	M8x16L	3.90
	SK50-SMA22-120	P2778920	22	40	120	19	M10x18L	4.40
	SK50-SMA27-120	P2778921	27	48	120	21	M12x22L	4.70
	SK50-SMA32-120	P2778922	32	58	120	24	M16x26L	5.00
	SK50-SMA40-120	P2778923	40	70	120	27	M20x30L	6.05

▶ Without "Coolant Through".
没有“冷却剂”

▶ CAT(ANSI B5.50) taper and Inch type products are available.
CAT(ANSI B5.50)锥柄及英制产品可供选择

SHELL MILL ARBOR (COOLANT CHANNEL)
端面铣刀刀柄 (冷却液喷射型)

DIN 69871-SK



Parts, Refer to page 153-154
配件, 请参阅第153-154页


Unit (单位) : mm

TAPER No. 锥度号	MODEL No. 型号	EDP No.	D1	D2	L	H	BOLT	WEIGHT 重量(Kg)
40	SK40AD/B-SMA16C-60	P2801004C	16	32	60	17	M8x16L	0.35
	SK40AD/B-SMA16C-120	P2801015C	16	32	120	17	M8x16L	0.70
	SK40AD/B-SMA22C-44	P2803003C	22	40	44	19	M10x18L	1.03
	SK40AD/B-SMA22C-100	P2803004C	22	40	100	19	M10x18L	1.60
	SK40AD/B-SMA22C-120	P2801016C	22	40	120	19	M10x18L	1.90
	SK40AD/B-SMA27C-44	P2803006C	27	48	44	21	M12x22L	1.16
	SK40AD/B-SMA27C-100	P2803007C	27	48	100	21	M12x22L	1.97
	SK40AD/B-SMA27C-120	P2801017C	27	48	120	21	M12x22L	2.23
	SK40AD/B-SMA32C-60	P2801007C	32	58	60	24	M16x26L	1.64
	SK40AD/B-SMA32C-120	P2801018C	32	58	120	24	M16x26L	2.00
	SK40AD/B-SMA40C-60	P2803011C	40	70	60	27	M20x30L	1.83
	SK40AD/B-SMA40C-120	P2803012C	40	70	120	27	M20x30L	2.10
50	SK50AD/B-SMA16C-75	P2801009C	16	32	75	17	M8x16L	2.20
	SK50AD/B-SMA16C-120	P2801019C	16	32	120	17	M8x16L	2.50
	SK50AD/B-SMA22C-44	P2803015C	22	40	44	19	M10x18L	2.84
	SK50AD/B-SMA22C-75	P2801010C	22	40	75	19	M10x18L	3.10
	SK50AD/B-SMA22C-100	P2803017C	22	40	100	19	M10x18L	3.37
	SK50AD/B-SMA22C-120	P2801020C	22	40	120	19	M10x18L	3.60
	SK50AD/B-SMA22C-160	P2803019C	22	40	160	19	M10x18L	3.93
	SK50AD/B-SMA27C-75	P2801011C	27	48	75	21	M12x22L	3.40
	SK50AD/B-SMA27C-100	P2803021C	27	48	100	21	M12x22L	3.74
	SK50AD/B-SMA27C-120	P2801021C	27	48	120	21	M12x22L	4.00
	SK50AD/B-SMA27C-160	P2803023C	27	48	160	21	M12x22L	4.42
	SK50AD/B-SMA32C-75	P2801012C	32	58	75	24	M16x26L	3.80
	SK50AD/B-SMA32C-100	P2803025C	32	58	100	24	M16x26L	4.28
	SK50AD/B-SMA32C-120	P2801022C	32	58	120	24	M16x26L	4.40
	SK50AD/B-SMA32C-160	P2803027C	32	58	160	24	M16x26L	5.45
	SK50AD/B-SMA40C-75	P2801013C	40	70	75	27	M20x30L	4.50
	SK50AD/B-SMA40C-100	P2803029C	40	70	100	27	M20x30L	5.11
	SK50AD/B-SMA40C-120	P2801023C	40	70	120	27	M20x30L	5.30
SK50AD/B-SMA40C-160	P2803031C	40	70	160	27	M20x30L	6.78	

▶ With "Coolant Through" by coolant channels.
与“冷却剂通过”由冷却剂通道

▶ CAT(ANSI B5.50) taper and Inch type products are available.
CAT(ANSI B5.50)锥柄及英制产品可供选择

SHELL MILL ARBOR (COOLANT CHANNEL & LARGE FACE) **DIN 69893/ ISO 12164-1-HSK FORM A**
端面铣刀刀柄 (冷却液喷射型 & LARGE FACE)

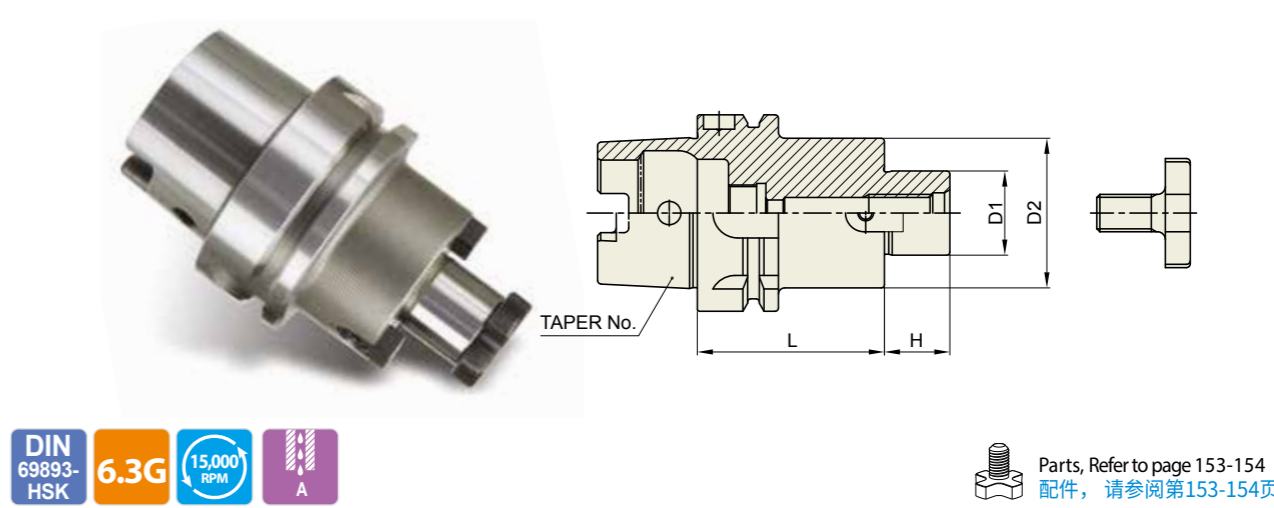


Unit (单位) : mm

TAPER No. 锥度号	MODEL No. 型号	EDP No.	D1	D2	L	H	BOLT	WEIGHT 重量(Kg)
40	SK40AD/B-SMA16CE-35	P2803101CE	16	38	35	17	M8x16L	0.94
	SK40AD/B-SMA16CE-100	P2803102CE	16	38	100	17	M8x16L	1.50
	SK40AD/B-SMA22CE-35	P2803103CE	22	48	35	19	M10x18L	1.05
	SK40AD/B-SMA22CE-100	P2803104CE	22	48	100	19	M10x18L	1.95
	SK40AD/B-SMA27CE-45	P2803105CE	27	60	45	21	M12x22L	1.33
	SK40AD/B-SMA27CE-100	P2803106CE	27	60	100	21	M12x22L	2.59
	SK40AD/B-SMA32CE-50	P2803107CE	32	78	50	24	M16x26L	1.72
	SK40AD/B-SMA40CE-50	P2803108CE	40	89	50	27	M20x30L	1.99
50	SK50AD/B-SMA16CE-100	P2803109CE	16	38	100	17	M8x16L	3.27
	SK50AD/B-SMA22CE-35	P2803110CE	22	48	35	19	M10x18L	2.83
	SK50AD/B-SMA22CE-100	P2803111CE	22	48	100	19	M10x18L	3.72
	SK50AD/B-SMA22CE-160	P2803112CE	22	48	160	19	M10x18L	4.54
	SK50AD/B-SMA27CE-40	P2803113CE	27	60	40	21	M12x22L	3.09
	SK50AD/B-SMA27CE-100	P2803114CE	27	60	100	21	M12x22L	4.35
	SK50AD/B-SMA27CE-160	P2803115CE	27	60	160	21	M12x22L	5.62
	SK50AD/B-SMA32CE-50	P2803116CE	32	78	50	24	M16x26L	3.82
	SK50AD/B-SMA32CE-100	P2803117CE	32	78	100	24	M16x26L	5.64
	SK50AD/B-SMA32CE-160	P2803118CE	32	78	160	24	M16x26L	7.81
	SK50AD/B-SMA40CE-50	P2803119CE	40	89	50	27	M20x30L	4.27
	SK50AD/B-SMA40CE-100	P2803120CE	40	89	100	27	M20x30L	6.61
SK50AD/B-SMA40CE-160	P2803121CE	40	89	160	27	M20x30L	9.43	

- ▶With "Coolant Through" by coolant channels.
与“冷却剂通过”由冷却剂通道
- ▶CAT(ANSI B5.50) taper and Inch type products are available.
CAT(ANSI B5.50)锥柄及英制产品可供选择

SHELL MILL ARBOR **DIN 69893/ ISO 12164-1-HSK FORM A**
端面铣刀刀柄



Parts, Refer to page 153-154
配件, 请参阅第153-154页

Unit (单位) : mm

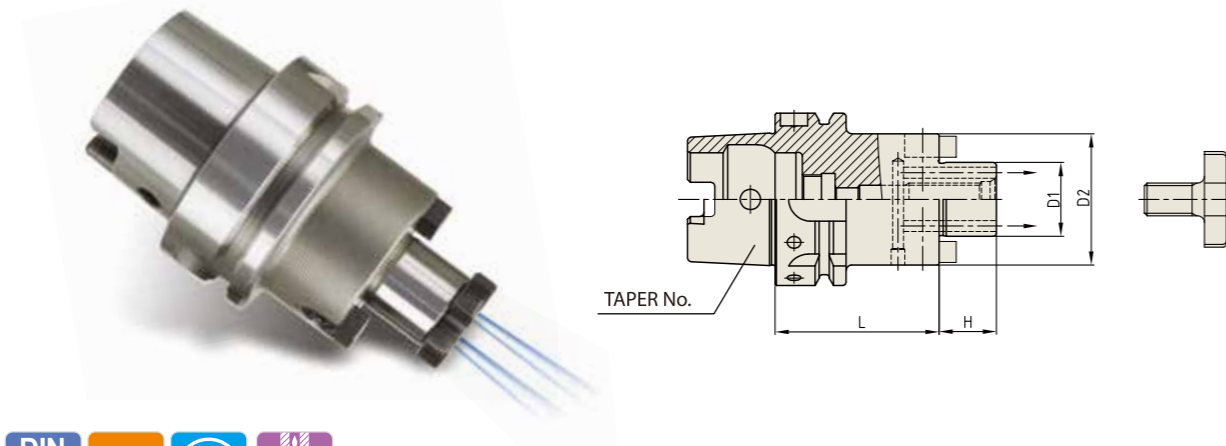
TAPER No. 锥度号	MODEL No. 型号	EDP No.	D1	D2	L	H	BOLT	WEIGHT 重量(Kg)
40A	HSK40A-SMA16-50	P2778201	16	32	50	17	M8x16L	0.40
	HSK40A-SMA22-50	P2778202	22	40	50	19	M10x18L	0.50
	HSK40A-SMA27-60	P2778203	27	48	60	21	M12x22L	0.60
50A	HSK50A-SMA16-50	P2778204	16	32	50	17	M8x16L	0.50
	HSK50A-SMA22-60	P2778205	22	40	60	19	M10x18L	0.57
	HSK50A-SMA27-60	P2778206	27	48	60	21	M12x22L	0.75
63A	HSK50A-SMA32-60	P2778207	32	58	60	24	M16x26L	0.90
	HSK63A-SMA16-50	P2566001	16	32	50	17	M8x16L	0.81
	HSK63A-SMA22-50	P2566002	22	40	50	19	M10x18L	0.93
	HSK63A-SMA27-60	P2566003	27	48	60	21	M12x22L	1.22
100A	HSK63A-SMA32-60	P2566004	32	58	60	24	M16x26L	1.46
	HSK63A-SMA40-60	P2566005	40	70	60	27	M20x30L	1.80
	HSK100A-SMA16-50	P2566011	16	32	50	17	M8x16L	2.14
	HSK100A-SMA22-50	P2566012	22	40	50	19	M10x18L	2.25
	HSK100A-SMA27-50	P2566013	27	48	50	21	M12x22L	2.40
100A	HSK100A-SMA32-50	P2566014	32	58	50	24	M16x26L	2.60
	HSK100A-SMA40-60	P2566015	40	70	60	27	M20x30L	3.25
	HSK100A-SMA50-70	P2778209	50	90	70	30	M24x36L	5.40

- ▶Without "Coolant Through".
没有“冷却剂”

SHELL MILL ARBOR (COOLANT CHANNEL)

DIN 69893/
ISO 12164-1-HSK FORM A

端面铣刀刀柄 (冷却液喷射型)



Parts, Refer to page 153-154
配件, 请参阅第153-154页

Unit (单位) : mm

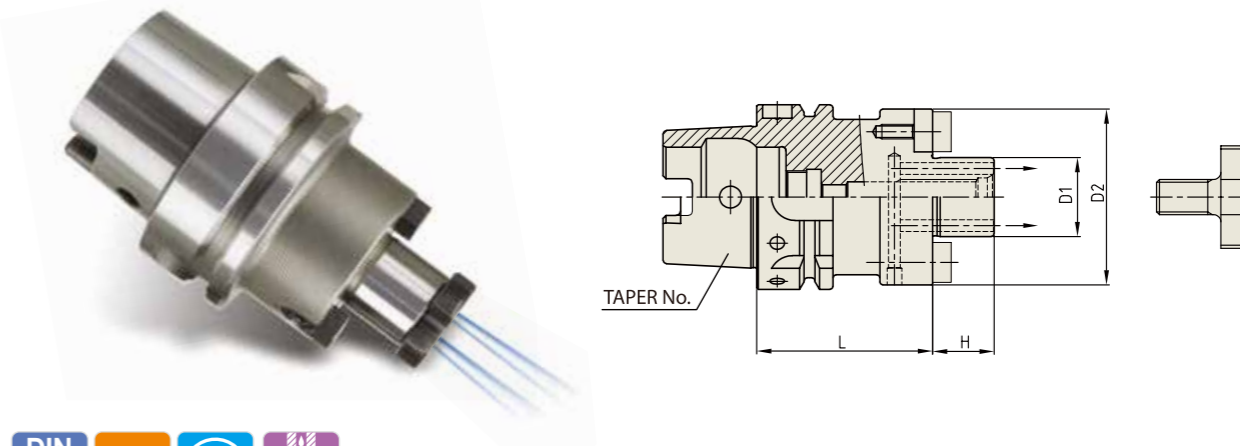
TAPER No. 锥度号	MODEL No. 型号	EDP No.	D1	D2	L	H	BOLT	WEIGHT 重量(Kg)
63A	HSK63A-SMA16C-50	P2566001C	16	32	50	17	M8x16L	0.80
	HSK63A-SMA22C-50	P2566002C	22	40	50	19	M10x18L	0.92
	HSK63A-SMA22C-100	P2801101C	22	40	100	19	M10x18L	1.40
	HSK63A-SMA22C-160	P2803202C	22	40	160	19	M10x18L	1.97
	HSK63A-SMA27C-60	P2566003C	27	48	60	21	M12x22L	1.19
	HSK63A-SMA27C-100	P2801102C	27	48	100	21	M12x22L	1.74
	HSK63A-SMA27C-160	P2803204C	27	48	160	21	M12x22L	2.55
	HSK63A-SMA32C-60	P2566004C	32	58	63	24	M16x26L	1.50
	HSK63A-SMA32C-100	P2801103C	32	58	100	24	M16x26L	2.72
	HSK63A-SMA40C-60	P2566005C	40	70	60	27	M20x30L	1.66
100A	HSK100A-SMA16C-50	P2566011C	16	32	50	17	M8x16L	2.25
	HSK100A-SMA22C-50	P2566012C	22	40	50	19	M10x18L	2.25
	HSK100A-SMA22C-100	P2801105C	22	40	100	19	M10x18L	2.72
	HSK100A-SMA22C-160	P2803206C	22	40	160	19	M10x18L	3.28
	HSK100A-SMA27C-50	P2566013C	27	48	50	21	M12x22L	2.40
	HSK100A-SMA27C-100	P2801106C	27	48	100	21	M12x22L	3.12
	HSK100A-SMA27C-160	P2803207C	27	48	160	21	M12x22L	4.01
	HSK100A-SMA32C-50	P2566014C	32	58	50	24	M16x26L	2.55
	HSK100A-SMA32C-100	P2801107C	32	58	100	24	M16x26L	3.49
	HSK100A-SMA32C-160	P2803208C	32	58	160	24	M16x26L	4.66
	HSK100A-SMA40C-60	P2566015C	40	70	60	27	M20x30L	3.10
	HSK100A-SMA40C-100	P2801108C	40	70	100	27	M20x30L	4.19
	HSK100A-SMA40C-160	P2803209C	40	70	160	27	M20x30L	5.88

▶With "Coolant Through" by coolant channels.
与“冷却剂通过”由冷却剂通道

SHELL MILL ARBOR (COOLANT CHANNEL & LARGE FACE)

DIN 69893/
ISO 12164-1-HSK FORM A

端面铣刀刀柄 (冷却液喷射型 & LARGE FACE)



Parts, Refer to page 153-154
配件, 请参阅第153-154页

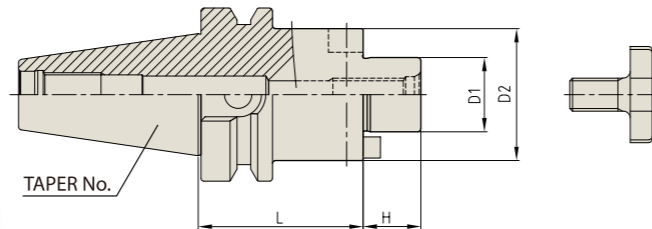
Unit (单位) : mm

TAPER No. 锥度号	MODEL No. 型号	EDP No.	D1	D2	L	H	BOLT	WEIGHT 重量(Kg)
63A	HSK63A-SMA16CE-50	P2803301CE	16	38	50	17	M8x16L	0.86
	HSK63A-SMA16CE-100	P2803302CE	16	38	100	17	M8x16L	1.29
	HSK63A-SMA16CE-145	P2803303CE	16	38	145	17	M8x16L	1.68
	HSK63A-SMA22CE-50	P2803304CE	22	48	50	19	M10x18L	1.02
	HSK63A-SMA22CE-100	P2803305CE	22	48	100	19	M10x18L	1.71
	HSK63A-SMA22CE-160	P2803306CE	22	48	160	19	M10x18L	2.54
	HSK63A-SMA27CE-60	P2803307CE	27	60	60	21	M12x22L	1.39
	HSK63A-SMA27CE-100	P2803308CE	27	60	100	21	M12x22L	2.25
	HSK63A-SMA27CE-160	P2803309CE	27	60	160	21	M12x22L	3.54
	HSK63A-SMA32CE-60	P2803310CE	32	78	63	24	M16x26L	1.70
100A	HSK63A-SMA32CE-100	P2803311CE	32	78	100	24	M16x26L	3.40
	HSK63A-SMA40CE-60	P2803312CE	40	89	60	27	M20x30L	1.99
	HSK100A-SMA16CE-100	P2803313CE	16	38	100	17	M8x16L	2.63
	HSK100A-SMA22CE-50	P2803314CE	22	48	50	19	M10x18L	2.34
	HSK100A-SMA22CE-100	P2803315CE	22	48	100	19	M10x18L	3.02
	HSK100A-SMA22CE-160	P2803316CE	22	48	160	19	M10x18L	3.85
	HSK100A-SMA27CE-50	P2803317CE	27	60	50	21	M12x22L	2.54
	HSK100A-SMA27CE-100	P2803318CE	27	60	100	21	M12x22L	3.60
	HSK100A-SMA27CE-160	P2803319CE	27	60	160	21	M12x22L	4.90
	HSK100A-SMA32CE-50	P2803320CE	32	78	50	24	M16x26L	2.90
	HSK100A-SMA32CE-100	P2803321CE	32	78	100	24	M16x26L	4.68
	HSK100A-SMA32CE-160	P2803322CE	32	78	160	24	M16x26L	6.86
	HSK100A-SMA40CE-60	P2803323CE	40	89	60	27	M20x30L	3.68
	HSK100A-SMA40CE-100	P2803324CE	40	89	100	27	M20x30L	5.51
	HSK100A-SMA40CE-160	P2803325CE	40	89	160	27	M20x30L	8.32

▶With "Coolant Through" by coolant channels.
与“冷却剂通过”由冷却剂通道

SHELL MILL ARBOR
端面铣刀刀柄

CBT
(BT DUAL CONTACT)



Parts, Refer to page 153-154
配件, 请参阅第153-154页

STANDARD

Unit (单位) : mm

TAPER No. 锥度号	MODEL No. 型号	EDP No.	D1	D2	L	H	BOLT	WEIGHT 重量(Kg)
30	CBT30-SMA16-50	P2778701	16	32	30	17	M8x16L	0.58
	CBT30-SMA22-50	P2778702	22	40	30	19	M10x18L	0.70
	CBT30-SMA27-50	P2778703	27	48	30	21	M12x22L	0.85
40	CBT40-SMA16-60	P2778704	16	32	60	17	M8x16L	1.17
	CBT40-SMA22-60	P2778705	22	40	60	19	M10x18L	1.31
	CBT40-SMA27-60	P2778706	27	48	60	21	M12x22L	1.48
	CBT40-SMA32-60	P2778707	32	58	60	24	M16x26L	1.72
	CBT40-SMA40-60	P2778708	40	70	60	27	M20x30L	2.00
	CBT50-SMA16-75	P2778709	16	32	75	17	M8x16L	3.75
50	CBT50-SMA22-75	P2778710	22	40	75	19	M10x18L	3.90
	CBT50-SMA27-75	P2778711	27	48	75	21	M12x22L	4.09
	CBT50-SMA32-75	P2778712	32	58	75	24	M16x26L	4.35
	CBT50-SMA40-75	P2778713	40	70	75	27	M20x30L	4.77
	CBT50-SMA50-75	P2778714	50	90	75	30	M24x36L	5.63

EXTENDED

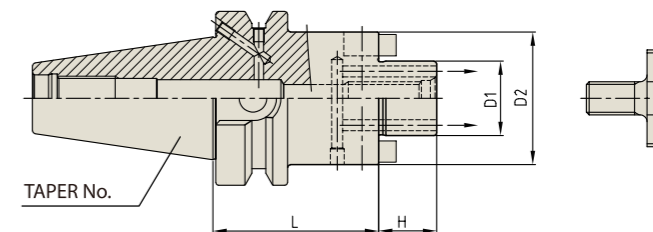

Unit (单位) : mm

TAPER No. 锥度号	MODEL No. 型号	EDP No.	D1	D2	L	H	BOLT	WEIGHT 重量(Kg)
40	CBT40-SMA16-120	P2778715	16	32	120	17	M8x16L	1.50
	CBT40-SMA22-120	P2778716	22	40	120	19	M10x18L	1.85
	CBT40-SMA27-120	P2778717	27	48	120	21	M12x22L	2.27
	CBT40-SMA32-120	P2778718	32	58	120	24	M16x26L	2.90
50	CBT50-SMA16-120	P2778719	16	32	120	17	M8x16L	4.03
	CBT50-SMA22-120	P2778720	22	40	120	19	M10x18L	4.25
	CBT50-SMA27-120	P2778721	27	48	120	21	M12x22L	4.56
	CBT50-SMA32-120	P2778722	32	58	120	24	M16x26L	5.22
	CBT50-SMA40-120	P2778723	40	70	120	27	M20x30L	6.04

▶ Without "Coolant Through".
没有“冷却剂”

SHELL MILL ARBOR (COOLANT CHANNEL)
端面铣刀刀柄 (冷却液喷射型)

CBT
(BT DUAL CONTACT)



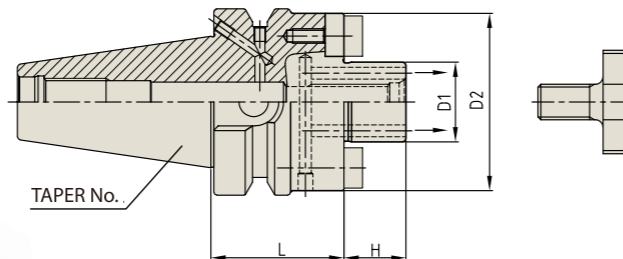
Parts, Refer to page 153-154
配件, 请参阅第153-154页

Unit (单位) : mm

TAPER No. 锥度号	MODEL No. 型号	EDP No.	D1	D2	L	H	BOLT	WEIGHT 重量(Kg)
40	CBT40AD/B-SMA16C-60	P2801047C	16	32	60	17	M8x16L	1.20
	CBT40AD/B-SMA16C-120	P2801058C	16	32	120	17	M8x16L	1.20
	CBT40AD/B-SMA22C-60	P2801048C	22	40	60	19	M10x18L	1.27
	CBT40AD/B-SMA22C-120	P2801059C	22	40	120	19	M10x18L	1.84
	CBT40AD/B-SMA27C-60	P2801049C	27	48	60	21	M12x22L	1.44
	CBT40AD/B-SMA27C-120	P2801060C	27	48	120	21	M12x22L	2.26
50	CBT50AD/B-SMA16C-60	P2803407C	16	32	60	17	M8x16L	3.00
	CBT50AD/B-SMA16C-120	P2801062C	16	32	120	17	M8x16L	3.30
	CBT50AD/B-SMA22C-75	P2801053C	22	40	75	19	M10x18L	3.83
	CBT50AD/B-SMA22C-120	P2801063C	22	40	120	19	M10x18L	4.24
	CBT50AD/B-SMA27C-75	P2801054C	27	48	75	21	M12x22L	4.03
	CBT50AD/B-SMA27C-120	P2801064C	27	48	120	21	M12x22L	4.64
	CBT50AD/B-SMA32C-75	P2801055C	32	58	75	24	M16x26L	4.31
	CBT50AD/B-SMA32C-120	P2801065C	32	58	120	24	M16x26L	5.19
	CBT50AD/B-SMA40C-75	P2801056C	40	70	75	27	M20x30L	4.75
	CBT50AD/B-SMA40C-120	P2801066C	40	70	120	27	M20x30L	6.02

▶ With "Coolant Through" by coolant channels.
与“冷却剂通过”由冷却剂通道

SHELL MILL ARBOR (COOLANT CHANNEL & LARGE FACE) **CBT (BT DUAL CONTACT)**
端面铣刀刀柄 (冷却液喷射型 & LARGE FACE)



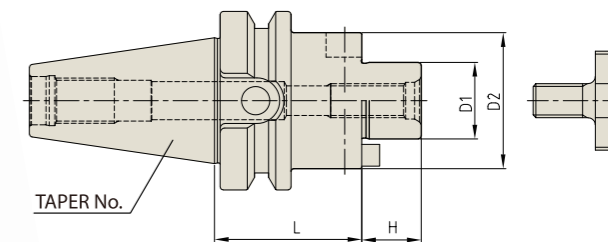
Parts, Refer to page 153-154
 配件, 请参阅第153-154页

Unit (单位) : mm

TAPER No. 锥度号	MODEL No. 型号	EDP No.	D1	D2	L	H	BOLT	WEIGHT 重量(Kg)
30	CBT30-SMA16CE-40	P2803501CE	16	38	40	17	M8x16L	0.55
	CBT30-SMA22CE-40	P2803502CE	22	48	40	19	M10x18L	0.69
	CBT30-SMA27CE-40	P2803503CE	27	60	40	21	M12x22L	0.85
	CBT30-SMA32CE-45	P2803504CE	32	78	45	24	M16x26L	1.32
40	CBT40AD/B-SMA16CE-50	P2803505CE	22	38	50	17	M10x18L	1.14
	CBT40AD/B-SMA22CE-45	P2803506CE	22	48	45	19	M10x18L	1.22
	CBT40AD/B-SMA27CE-45	P2803507CE	27	60	45	21	M12x22L	1.39
	CBT40AD/B-SMA32CE-50	P2803508CE	32	78	50	24	M16x26L	1.80
50	CBT40AD/B-SMA40CE-50	P2803509CE	40	89	50	27	M20x30L	2.05
	CBT50AD/B-SMA22CE-55	P2803510CE	22	48	55	19	M10x18L	3.72
	CBT50AD/B-SMA27CE-55	P2803511CE	27	60	55	21	M12x22L	3.89
	CBT50AD/B-SMA32CE-55	P2803512CE	32	78	55	24	M16x26L	4.21
	CBT50AD/B-SMA40CE-55	P2803513CE	40	89	55	27	M20x30L	4.52

- ▶ With "Coolant Through" by coolant channels.
与“冷却剂通过”由冷却剂通道
- ▶ CAT(ANSI B5.50) taper and Inch type products are available.
CAT(ANSI B5.50)锥柄及英制产品可供选择

SHELL MILL ARBOR **JIS B6339/ MAS 403-BT**
端面铣刀刀柄



Parts, Refer to page 153-154
 配件, 请参阅第153-154页

Unit (单位) : mm

◆ STANDARD

TAPER No. 锥度号	MODEL No. 型号	EDP No.	D1	D2	L	H	BOLT	WEIGHT 重量(Kg)
30	BT30-SMA16-50	P2778801	16	32	50	17	M8x16L	0.58
	BT30-SMA22-50	P2778802	22	40	50	19	M10x18L	0.70
	BT30-SMA27-50	P2778803	27	48	50	21	M12x22L	0.85
40	BT40-SMA16-60	P2778804	16	32	60	17	M8x16L	1.17
	BT40-SMA22-60	P2778805	22	40	60	19	M10x18L	1.31
	BT40-SMA27-60	P2778806	27	48	60	21	M12x22L	1.48
	BT40-SMA32-60	P2778807	32	58	60	24	M16x26L	1.72
50	BT40-SMA40-60	P2778808	40	70	60	27	M20x30L	2.00
	BT50-SMA16-75	P2778809	16	32	75	17	M8x16L	3.75
	BT50-SMA22-75	P2778810	22	40	75	19	M10x18L	3.90
	BT50-SMA27-75	P2778811	27	48	75	21	M12x22L	4.09
	BT50-SMA32-75	P2778812	32	58	75	24	M16x26L	4.35
	BT50-SMA40-75	P2778813	40	70	75	27	M20x30L	4.77
	BT50-SMA50-75	P2778814	50	90	75	30	M24x36L	5.63

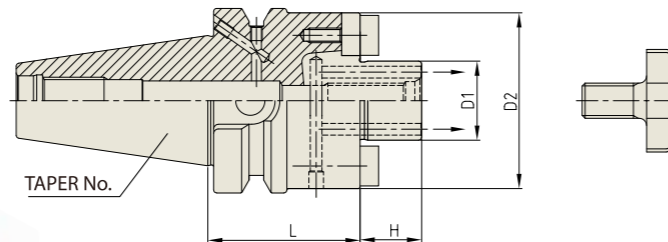
◆ EXTENDED

TAPER No. 锥度号	MODEL No. 型号	EDP No.	D1	D2	L	H	BOLT	WEIGHT 重量(Kg)
40	BT40-SMA16-120	P2778815	16	32	120	17	M8x16L	1.50
	BT40-SMA22-120	P2778816	22	40	120	19	M10x18L	1.85
	BT40-SMA27-120	P2778817	27	48	120	21	M12x22L	2.27
	BT40-SMA32-120	P2778818	32	58	120	24	M16x26L	2.90
50	BT50-SMA16-120	P2778819	16	32	120	17	M8x16L	4.03
	BT50-SMA22-120	P2778820	22	40	120	19	M10x18L	4.25
	BT50-SMA27-120	P2778821	27	48	120	21	M12x22L	4.56
	BT50-SMA32-120	P2778822	32	58	120	24	M16x26L	5.22
	BT50-SMA40-120	P2778823	40	70	120	27	M20x30L	6.04

- ▶ Without "Coolant Through".
没有“冷却剂”
- ▶ CAT(ANSI B5.50) taper and Inch type products are available.
CAT(ANSI B5.50)锥柄及英制产品可供选择

SHELL MILL ARBOR (COOLANT CHANNEL)
端面铣刀刀柄 (冷却液喷射型)

JIS B6339/
MAS 403-BT



Parts, Refer to page 153-154
配件, 请参阅第153-154页

Unit (单位) : mm

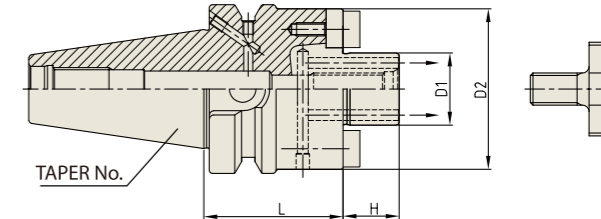
TAPER No. 锥度号	MODEL No. 型号	EDP No.	D1	D2	L	H	BOLT	WEIGHT 重量(Kg)
30	BT30-SMA16C-40	P2803601C	16	32	40	17	M8x16L	0.55
	BT30-SMA22C-40	P2803602C	22	40	40	19	M10x18L	0.61
	BT30-SMA22C-100	P2803603C	22	40	100	19	M10x18L	1.18
	BT30-SMA27C-40	P2803604C	27	48	40	21	M12x22L	0.86
	BT30-SMA27C-100	P2803605C	27	48	100	21	M12x22L	1.67
40	BT40AD/B-SMA16C-60	P2801024C	16	32	60	17	M8x16L	1.00
	BT40AD/B-SMA22C-60	P2801025C	22	40	60	19	M10x18L	1.20
	BT40AD/B-SMA22C-100	P2803607C	22	40	100	19	M10x18L	1.65
	BT40AD/B-SMA27C-60	P2801026C	27	48	60	21	M12x22L	1.34
	BT40AD/B-SMA27C-100	P2803608C	27	48	100	21	M12x22L	1.99
	BT40AD/B-SMA32C-60	P2801027C	32	58	60	24	M16x26L	1.55
	BT40AD/B-SMA40C-70	P2803610C	40	70	60	27	M20x30L	1.97
	BT50AD/B-SMA16C-75	P2801029C	16	32	75	17	M8x16L	3.00
	BT50AD/B-SMA16C-120	P2801039C	16	32	120	17	M8x16L	3.40
	BT50AD/B-SMA22C-75	P2801030C	22	40	75	19	M10x18L	3.72
50	BT50AD/B-SMA22C-100	P2803614C	22	40	100	19	M10x18L	4.06
	BT50AD/B-SMA22C-120	P2801040C	22	40	120	19	M10x18L	4.40
	BT50AD/B-SMA22C-160	P2803616C	22	40	160	19	M10x18L	4.61
	BT50AD/B-SMA27C-75	P2801031C	27	48	75	21	M12x22L	3.87
	BT50AD/B-SMA27C-100	P2803618C	27	48	100	21	M12x22L	4.37
	BT50AD/B-SMA27C-120	P2801041C	27	48	120	21	M12x22L	4.68
	BT50AD/B-SMA27C-160	P2803620C	27	48	160	21	M12x22L	5.18
	BT50AD/B-SMA32C-75	P2801032C	32	58	75	24	M16x26L	4.08
	BT50AD/B-SMA32C-100	P2803622C	32	58	100	24	M16x26L	4.80
	BT50AD/B-SMA32C-120	P2801042C	32	58	120	24	M16x26L	5.40
	BT50AD/B-SMA32C-160	P2803624C	32	58	160	24	M16x26L	5.98
	BT50AD/B-SMA40C-75	P2801033C	40	70	75	27	M20x30L	4.41
	BT50AD/B-SMA40C-100	P2803626C	40	70	100	27	M20x30L	5.45
	BT50AD/B-SMA40C-120	P2801043C	40	70	120	27	M20x30L	6.00
	BT50AD/B-SMA40C-160	P2803628C	40	70	160	27	M20x30L	7.15

▶ With "Coolant Through" by coolant channels.
与“冷却剂通过”由冷却剂通道

▶ CAT(ANSI B5.50) taper and Inch type products are available.
CAT(ANSI B5.50)锥柄及英制产品可供选择

SHELL MILL ARBOR (COOLANT CHANNEL & LARGE FACE)
端面铣刀刀柄 (冷却液喷射型 & LARGE FACE)

JIS B6339/
MAS 403-BT



Parts, Refer to page 153-154
配件, 请参阅第153-154页

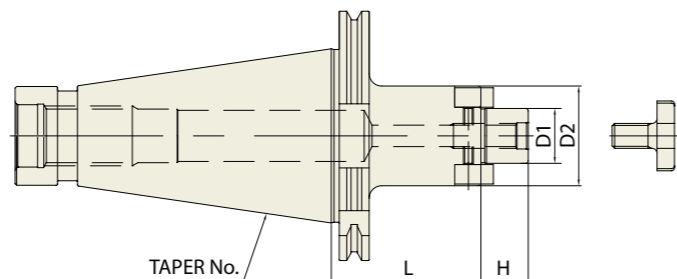
Unit (单位) : mm

TAPER No. 锥度号	MODEL No. 型号	EDP No.	D1	D2	L	H	BOLT	WEIGHT 重量(Kg)
40	BT40AD/B-SMA16CE-45	P2803701CE	16	38	45	17	M8x16L	1.09
	BT40AD/B-SMA16CE-100	P2803702CE	16	38	100	17	M8x16L	1.57
	BT40AD/B-SMA22CE-45	P2803703CE	22	48	45	19	M10x18L	1.22
	BT40AD/B-SMA22CE-100	P2803704CE	22	48	100	19	M10x18L	1.97
	BT40AD/B-SMA27CE-45	P2803705CE	27	60	45	21	M12x22L	1.39
50	BT40AD/B-SMA27CE-100	P2803706CE	27	60	100	21	M12x22L	2.58
	BT40AD/B-SMA32CE-50	P2803707CE	32	78	50	24	M16x26L	1.80
	BT40AD/B-SMA40CE-50	P2803708CE	40	89	50	27	M20x30L	2.05
	BT50AD/B-SMA22CE-55	P2803709CE	22	48	55	19	M10x18L	3.72
	BT50AD/B-SMA22CE-100	P2803710CE	22	48	100	19	M10x18L	4.33
	BT50AD/B-SMA22CE-160	P2803711CE	22	48	160	19	M10x18L	5.14
	BT50AD/B-SMA27CE-55	P2803712CE	27	60	55	21	M12x22L	3.89
	BT50AD/B-SMA27CE-100	P2803713CE	27	60	100	21	M12x22L	4.86
	BT50AD/B-SMA27CE-160	P2803714CE	27	60	160	21	M12x22L	6.15
	BT50AD/B-SMA32CE-55	P2803715CE	32	78	63	24	M16x26L	4.21
	BT50AD/B-SMA32CE-100	P2803716CE	32	78	100	24	M16x26L	5.87
	BT50AD/B-SMA32CE-160	P2803717CE	32	78	160	24	M16x26L	8.08
	BT50AD/B-SMA40CE-55	P2803718CE	40	89	63	27	M20x30L	4.52
	BT50AD/B-SMA40CE-100	P2803719CE	40	89	100	27	M20x30L	6.68
	BT50AD/B-SMA40CE-160	P2803720CE	40	89	160	27	M20x30L	9.57

▶ With "Coolant Through" by coolant channels.
与“冷却剂通过”由冷却剂通道

SHELL MILL ARBOR
端面铣刀刀柄

GOST 25827-93



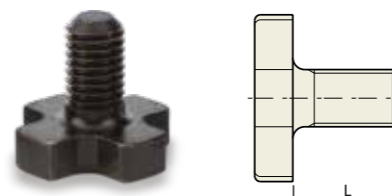
Parts, Refer to page 153-154
配件, 请参阅第153-154页

Unit (单位) : mm

TAPER No. 锥度号	MODEL No. 型号	EDP No.	D1	D2	L	H	WEIGHT 重量(Kg)
40	GOST40-SMA16-40	P2780401	16	32	40	17	
	GOST40-SMA16-100	P2780402	16	32	100	17	
	GOST40-SMA22-40	P2780403	22	40	40	19	
	GOST40-SMA22-100	P2780404	22	40	100	19	
	GOST40-SMA27-45	P2780405	27	48	45	21	
	GOST40-SMA32-45	P2780406	32	58	45	24	
50	GOST50-SMA16-40	P2780407	16	32	40	17	
	GOST50-SMA16-100	P2780408	16	32	100	17	
	GOST40-SMA22-40	P2780409	22	40	40	19	
	GOST40-SMA22-100	P2780410	22	40	100	19	
	GOST40-SMA27-45	P2780411	27	48	45	21	
	GOST40-SMA27-120	P2780412	27	48	120	21	
	GOST40-SMA32-45	P2780413	32	58	45	24	
	GOST40-SMA32-130	P2780414	32	58	130	24	
	GOST40-SMA40-55	P2780415	40	70	55	27	
	GOST40-SMA40-150	P2780416	40	70	150	27	
GOST40-SMA50-60	P2780417	50	90	60	30		

▶Without "Coolant Through".
没有“冷却剂”

BOLT & KEY (For SHELL MILL ARBOR)
螺丝&传动销 (端面铣刀刀柄用)



■ **COLLAR BOLT 安装十字螺丝**

M (COLLAR BOLT) 安装十字螺丝	EDP No.	L (Length)	SMA SPIGOT Dia.
M8x1.25	P2514051	16	16
M10x1.5	P2514052	18	22
M12x1.75	P2514053	22	27
M16x2.0	P2514054	26	32
M20x2.5	P2514055	30	40
M24x3.0	P2514056	36	50



■ **DRIVE KEY 传动销**

DRIVE KEY 传动销	EDP No.	SMA SPIGOT Dia.
8x7x2.8	P2778857	16
10x7.8x15.5	P2778858	22
12x9x18.5	P2778859	27
14x11.5x20.5	P2778860	32
16x13.5x23.5	P2778861	40
18x18x28.5	P2778862	50

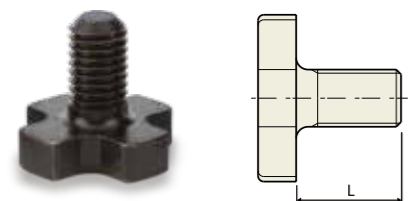


■ **KEY BOLT 传动销安装螺丝**

KEY BOLT 传动销安装螺丝	EDP No.	SMA SPIGOT Dia.
M3x0.5x10L	P2778875	16
M4x0.7x10L	P2778864	22
M5x0.8x12L	P2778865	27
M6x1.0x15L	P2778866	32
M6x1.0x15L	P2778866	40
M6x1.0x20L	P2778868	50

BOLT & KEY (For SHELL MILL ARBOR - ENLARGED)

螺丝&传动销 (端面铣刀刀柄用)



■ **COLLAR BOLT 安装十字螺丝**

M (COLLAR BOLT) 安装十字螺丝	EDP No.	L (Length)	SMA SPIGOT Dia.
M8 x 1.25	P2514051	16	16
M10 x 1.5	P2514052	18	22
M12 x 1.75	P2514053	22	27
M16 x 2.0	P2514054	26	32
M20 x 2.5	P2514055	30	40
M24 x 3.0	P2514056	36	50



■ **DRIVE KEY 传动销**

DRIVE KEY 传动销	EDP No.	SMA SPIGOT Dia.
8 x 10 x 9.7	P2778876	16
10 x 11.2 x 10.8	P2778877	22
12 x 12.6 x 13.6	P2778878	27
14 x 14 x 21	P2778879	32
16 x 16 x 21	P2778880	40



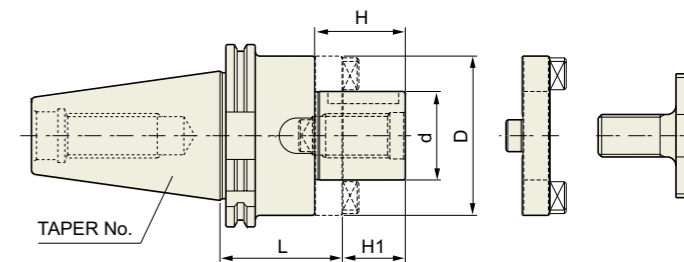
■ **KEY BOLT 传动销安装螺丝**

KEY BOLT 传动销安装螺丝	EDP No.	SMA SPIGOT Dia.
M3 x 0.5 x 12L	P2778881	16
M4 x 0.7 x 12L	P2778882	22
M5 x 0.8 x 15L	P2778883	27
M6 x 1.0 x 15L	P2778866	32
M6 x 1.0 x 15L	P2778866	40

COMBI-SHELL MILL ARBOR

DIN 69871-SK

COMBI-端面铣刀刀柄



parts, Refer to page 160
配件, 请参阅第160页

◆ **STANDARD**

TAPER No. 锥度号	MODEL No. 型号	EDP No.	d	L	D	H1	H	PART No.	WEIGHT 重量(Kg)
30	SK30-CMA16-50	P2524001	16	50	32	17	27	27, 33, 39	0.58
	SK30-CMA22-50	P2524002	22	50	40	19	31	28, 34, 40	0.71
	SK30-CMA27-55	P2524003	27	55	48	21	33	29, 35, 41	0.78
40	SK40-CMA16-55	P2524004	16	55	32	17	27	27, 33, 39	1.03
	SK40-CMA22-55	P2524005	22	55	40	19	31	28, 34, 40	1.17
	SK40-CMA27-55	P2524006	27	55	48	21	33	29, 35, 41	1.37
	SK40-CMA32-60	P2524007	32	60	58	24	38	30, 36, 42	1.60
50	SK40-CMA40-60	P2524008	40	60	70	27	41	31, 37, 43	2.31
	SK50-CMA16-55	P2524009	16	55	32	17	27	27, 33, 39	2.81
	SK50-CMA22-55	P2524010	22	55	40	19	31	28, 34, 40	2.91
	SK50-CMA27-55	P2524011	27	55	48	21	33	29, 35, 41	3.15
	SK50-CMA32-55	P2524012	32	55	58	24	38	30, 36, 42	3.41
	SK50-CMA40-55	P2524013	40	55	70	27	41	31, 37, 43	3.78
	SK50-CMA50-70	P2524014	50	70	90	30	46	32, 38, 44	5.35

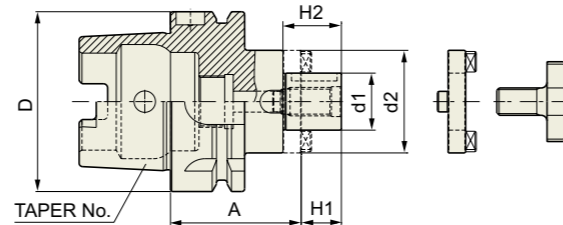
◆ **EXTENDED**

TAPER No. 锥度号	MODEL No. 型号	EDP No.	d	L	D	H1	H	PART No.	WEIGHT 重量(Kg)
40	SK40-CMA16-100	P2524015	16	100	32	17	27	27, 33, 39	1.27
	SK40-CMA22-100	P2524016	22	100	40	19	31	28, 34, 40	1.59
	SK40-CMA27-100	P2524017	27	100	48	21	33	29, 35, 41	1.94
	SK40-CMA32-100	P2524018	32	100	58	24	38	30, 36, 42	2.40
50	SK50-CMA16-100	P2524019	16	100	32	17	27	27, 33, 39	3.07
	SK50-CMA22-100	P2524020	22	100	40	19	31	28, 34, 40	3.38
	SK50-CMA27-100	P2524021	27	100	48	21	33	29, 35, 41	3.76
	SK50-CMA32-100	P2524022	32	100	58	24	38	30, 36, 42	4.23
	SK50-CMA40-100	P2524023	40	100	70	27	41	31, 37, 43	5.06

▶ Without "Coolant Through".
没有“冷却剂”

COMBI-SHELL MILL ARBOR
COMBI-端面铣刀刀柄

DIN 69893/
ISO 12164-1-HSK FORM A



parts, Refer to page 160
配件, 请参阅第160页

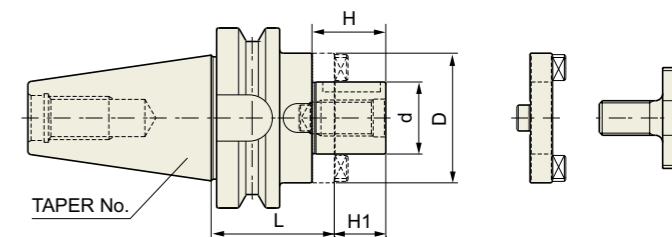
Unit (单位) : mm

TAPER No. 锥度号	MODEL No. 型号	EDP No.	D	d1	d2	A	H1	H2	PART No.	WEIGHT 重量(Kg)
50A	HSK50A-CMA16-50	P2562006	50	16	32	50	17	27	27, 33, 39	0.56
	HSK50A-CMA22-50	P2562007	50	22	40	50	19	31	28, 34, 40	0.66
	HSK50A-CMA27-65	P2562008	50	27	48	65	21	33	29, 35, 41	0.96
	HSK50A-CMA32-65	P2562009	50	32	58	65	24	38	30, 36, 42	1.15
63A	HSK63A-CMA16-60	P2562001	63	16	32	60	17	27	27, 33, 39	0.88
	HSK63A-CMA22-60	P2562002	63	22	40	60	19	31	28, 34, 40	1.02
	HSK63A-CMA27-60	P2562003	63	27	48	60	21	33	29, 35, 41	1.20
	HSK63A-CMA32-60	P2562004	63	32	53	60	24	38	30, 36, 42	1.43
100A	HSK63A-CMA40-70	P2562005	63	40	70	70	27	41	31, 37, 43	1.93
	HSK100A-CMA16-60	P2562011	100	16	32	60	17	27	27, 33, 39	2.22
	HSK100A-CMA22-60	P2562012	100	22	40	60	19	31	28, 34, 40	2.34
	HSK100A-CMA27-60	P2562013	100	27	48	60	21	33	29, 35, 41	2.56
	HSK100A-CMA32-60	P2562014	100	32	58	60	24	38	30, 36, 42	2.69
	HSK100A-CMA40-70	P2562015	100	40	70	70	27	41	31, 37, 43	3.39
	HSK100A-CMA50-80	P2562010	100	50	90	80	30	46	32, 38, 44	4.50

▶ Without "Coolant Through".
没有“冷却剂”

COMBI-SHELL MILL ARBOR
COMBI-端面铣刀刀柄

CBT
(BT DUAL CONTACT)



parts, Refer to page 160
配件, 请参阅第160页

Unit (单位) : mm

◆ STANDARD

TAPER No. 锥度号	MODEL No. 型号	EDP No.	d	L	D	H1	H	PART No.	WEIGHT 重量(Kg)
30	CBT30-CMA16-50	P2775601	16	50	32	17	27	27, 33, 39	0.61
	CBT30-CMA22-50	P2775602	22	50	40	19	31	28, 34, 40	0.70
	CBT30-CMA27-55	P2775624	27	55	48	21	33	29, 35, 41	0.92
40	CBT40-CMA16-55	P2775604	16	55	32	17	27	27, 33, 39	1.14
	CBT40-CMA22-55	P2775605	22	55	40	19	31	28, 34, 40	1.26
	CBT40-CMA27-55	P2775606	27	55	48	21	33	29, 35, 41	1.42
	CBT40-CMA32-60	P2775607	32	60	58	24	38	30, 36, 42	1.72
50	CBT40-CMA40-70	P2775625	40	70	70	27	41	31, 37, 43	2.46
	CBT50-CMA16-70	P2775609	16	70	32	17	27	27, 33, 39	3.74
	CBT50-CMA22-70	P2775610	22	70	40	19	31	28, 34, 40	3.86
	CBT50-CMA27-70	P2775611	27	70	48	21	33	29, 35, 41	4.04
	CBT50-CMA32-70	P2775612	32	70	58	24	38	30, 36, 42	4.28
	CBT50-CMA40-70	P2775613	40	70	70	27	41	31, 37, 43	4.62
	CBT50-CMA50-70	P2775614	50	70	90	30	46	32, 38, 44	5.48

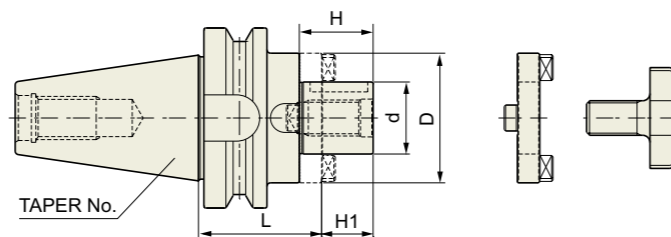
◆ EXTENDED

TAPER No. 锥度号	MODEL No. 型号	EDP No.	d	L	D	H1	H	PART No.	WEIGHT 重量(Kg)
40	CBT40-CMA16-100	P2775615	16	100	32	17	27	27, 33, 39	1.41
	CBT40-CMA22-100	P2775616	22	100	40	19	31	28, 34, 40	1.68
	CBT40-CMA27-100	P2775617	27	100	48	21	33	29, 35, 41	2.02
	CBT40-CMA32-100	P2775618	32	100	58	24	38	30, 36, 42	2.51
50	CBT50-CMA16-100	P2775619	16	100	32	17	27	27, 33, 39	3.92
	CBT50-CMA22-100	P2775620	22	100	40	19	31	28, 34, 40	4.15
	CBT50-CMA27-100	P2775621	27	100	48	21	33	29, 35, 41	4.45
	CBT50-CMA32-100	P2775622	32	100	58	24	38	30, 36, 42	4.86
	CBT50-CMA40-100	P2775623	40	100	70	27	41	31, 37, 43	5.47

▶ Without "Coolant Through".
没有“冷却剂”

COMBI-SHELL MILL ARBOR
COMBI-端面铣刀刀柄

JIS B6339/
MAS 403-BT



parts, Refer to page 160
配件, 请参阅第160页

◆ STANDARD

Unit (单位) : mm

TAPER No. 锥度号	MODEL No. 型号	EDP No.	d	L	D	H1	H	PART No.	WEIGHT 重量(Kg)
30	BT30-CMA16-50	P2544001	16	50	32	17	27	27, 33, 39	0.61
	BT30-CMA22-50	P2544002	22	50	40	19	31	28, 34, 40	0.70
	BT30-CMA27-55	P2544003	27	55	48	21	33	29, 35, 41	0.92
40	BT40-CMA16-55	P2544004	16	55	32	17	27	27, 33, 39	1.14
	BT40-CMA22-55	P2544005	22	55	40	19	31	28, 34, 40	1.26
	BT40-CMA27-55	P2544006	27	55	48	21	33	29, 35, 41	1.42
	BT40-CMA32-60	P2544007	32	60	58	24	38	30, 36, 42	1.72
	BT40-CMA40-70	P2544024	40	70	70	27	41	31, 37, 43	2.46
	BT50-CMA16-70	P2544009	16	70	32	17	27	27, 33, 39	3.74
50	BT50-CMA22-70	P2544010	22	70	40	19	31	28, 34, 40	3.86
	BT50-CMA27-70	P2544011	27	70	48	21	33	29, 35, 41	4.04
	BT50-CMA32-70	P2544012	32	70	58	24	38	30, 36, 42	4.28
	BT50-CMA40-70	P2544013	40	70	70	27	41	31, 37, 43	4.62
	BT50-CMA50-70	P2544014	50	70	90	30	46	32, 38, 44	5.48

◆ EXTENDED

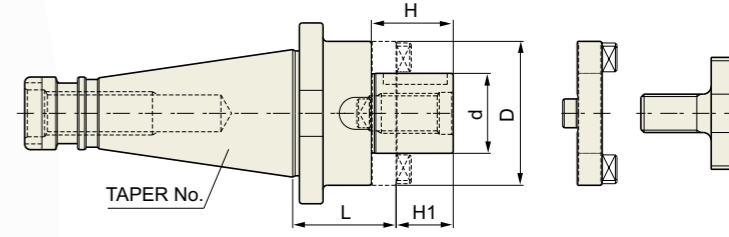
Unit (单位) : mm

TAPER No. 锥度号	MODEL No. 型号	EDP No.	d	L	D	H1	H	PART No.	WEIGHT 重量(Kg)
40	BT40-CMA16-100	P2544015	16	100	32	17	27	27, 33, 39	1.41
	BT40-CMA22-100	P2544016	22	100	40	19	31	28, 34, 40	1.68
	BT40-CMA27-100	P2544017	27	100	48	21	33	29, 35, 41	2.02
	BT40-CMA32-100	P2544018	32	100	58	24	38	30, 36, 42	2.51
50	BT50-CMA16-100	P2544019	16	100	32	17	27	27, 33, 39	3.92
	BT50-CMA22-100	P2544020	22	100	40	19	31	28, 34, 40	4.15
	BT50-CMA27-100	P2544021	27	100	48	21	33	29, 35, 41	4.45
	BT50-CMA32-100	P2544022	32	100	58	24	38	30, 36, 42	4.86
	BT50-CMA40-100	P2544023	40	100	70	27	41	31, 37, 43	5.47

▶ Without "Coolant Through".
没有“冷却剂”

COMBI-SHELL MILL ARBOR
COMBI-端面铣刀刀柄

DIN 2080-ISO



parts, Refer to page 160
配件, 请参阅第160页

◆ STANDARD

Unit (单位) : mm

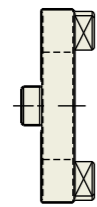
TAPER No. 锥度号	MODEL No. 型号	EDP No.	d	L	D	H1	H	PART No.	WEIGHT 重量(Kg)
30	ISO30-CMA16-35	P2514001	16	35	32	17	27	27, 33, 39	0.52
	ISO30-CMA22-35	P2514002	22	35	40	19	31	28, 34, 40	0.63
	ISO30-CMA27-35	P2514003	27	35	48	21	33	29, 35, 41	0.72
40	ISO40-CMA16-52	P2514004	16	52	32	17	27	27, 33, 39	0.99
	ISO40-CMA22-52	P2514005	22	52	40	19	31	28, 34, 40	1.15
	ISO40-CMA27-52	P2514006	27	52	48	21	33	29, 35, 41	1.37
	ISO40-CMA32-52	P2514007	32	52	58	24	38	30, 36, 42	1.65
	ISO40-CMA40-52	P2514008	40	52	70	27	41	31, 37, 43	1.94
	ISO50-CMA16-55	P2514009	16	55	32	17	27	27, 33, 39	2.79
50	ISO50-CMA22-55	P2514010	22	55	40	19	31	28, 34, 40	2.95
	ISO50-CMA27-55	P2514011	27	55	48	21	33	29, 35, 41	3.17
	ISO50-CMA32-55	P2514012	32	55	58	24	38	30, 36, 42	3.49
	ISO50-CMA40-55	P2514013	40	55	70	27	41	31, 37, 43	3.85
	ISO50-CMA50-55	P2514014	50	55	90	30	46	32, 38, 44	4.88

◆ EXTENDED

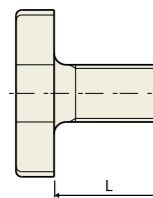
Unit (单位) : mm

TAPER No. 锥度号	MODEL No. 型号	EDP No.	d	L	D	H1	H	PART No.	WEIGHT 重量(Kg)
40	ISO40-CMA16-125	P2514015	16	125	32	17	27	27, 33, 39	1.41
	ISO40-CMA22-125	P2514016	22	125	40	19	31	28, 34, 40	1.78
	ISO40-CMA27-125	P2514017	27	125	48	21	33	29, 35, 41	2.35
	ISO40-CMA32-125	P2514018	32	125	58	24	38	30, 36, 42	3.07
50	ISO50-CMA16-125	P2514019	16	125	32	17	27	27, 33, 39	3.21
	ISO50-CMA22-125	P2514020	22	125	40	19	31	28, 34, 40	3.60
	ISO50-CMA27-125	P2514021	27	125	48	21	33	29, 35, 41	4.11
	ISO50-CMA32-125	P2514022	32	125	58	24	38	30, 36, 42	4.85
	ISO50-CMA40-125	P2514023	40	125	70	27	41	31, 37, 43	5.26

▶ Without "Coolant Through".
没有“冷却剂”

DRIVE RING, BOLT & KEY (For COMBI-SHELL MILL ARBOR)**DRIVE RING, 螺丝&传动销** (COMBI-端面铣刀刀柄用)■ **CLUTCH DRIVE RING 传动环**

No.	CLUTCH DRIVE RING 传动环	EDP No.	CMA SPIGOT Dia.
27	#16	P2514063	16
28	#22	P2514064	22
29	#27	P2514065	27
30	#32	P2514066	32
31	#40	P2514067	40
32	#50	P2514068	50

■ **COLLAR BOLT 十字螺丝**

No.	COLLAR BOLT 十字螺丝	EDP No.	L (Length)	CMA SPIGOT Dia.
33	M8×1.25	P2514051	16	16
34	M10×1.5	P2514052	18	22
35	M12×1.75	P2514053	22	27
36	M16×2.0	P2514054	26	32
37	M20×2.5	P2514055	30	40
38	M24×3.0	P2514056	36	50

■ **KEY 传动销**

No.	KEY 传动销	EDP No.	CMA SPIGOT Dia.
39	4×4×20	P2514057	16
40	6×6×25	P2514058	22
41	7×7×25	P2514059	27
42	8×7×28	P2514060	32
43	10×8×32	P2514061	40
44	12×8×36	P2514062	50



YG-1 TOOLING SYSTEM

POWER MILLING CHUCK

强力刀柄

**DIN 69871-SK**

HIGH-SPEED TYPE / STANDARD TYPE

DIN 69893/ISO 12164-1-HSK

HIGH-SPEED TYPE / STANDARD TYPE

CBT (BT DUAL CONTACT)**JIS B6339/MAS 403-BT**

HIGH-SPEED TYPE / STANDARD TYPE

DIN 228-MTA/MTB, R8**MILLING CHUCK SET**

STANDARD MILLING CHUCK SET

Q.C MILLING CHUCK SET

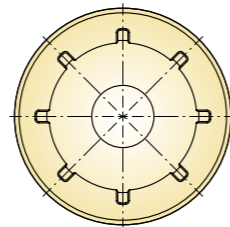
ACCESSORY

END MILL COLLET (K, CK, MT, JT), SPANNER

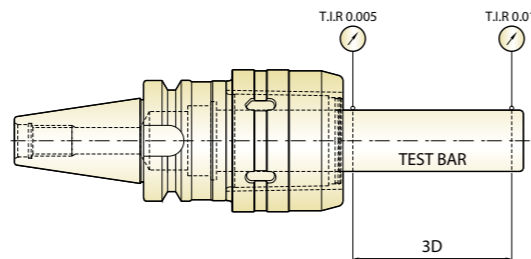
POWER MILLING CHUCK (强力刀柄)



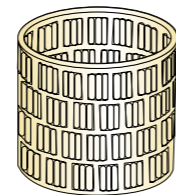
- Rigidity is strengthened through slot made at inside milling chuck, which prevents deformation of milling chuck. Smooth cutting is achieved by maximizing end mill clamping power.
- Enough thickness of clamping part prevents chattering and ensures durability.
- 在强力刀柄内孔加工内槽, 且保持刀柄本体的刚性. 切削加工时强力刀柄无变形并实现强劲的夹持力, 实现舒畅的切削.
- 充分把握夹持部位的厚度, 防止震动保障内固性.



- High precision can be achieved through accurate roundness of clamping part, deburred surface and rigidity (deviation of concentricity: below 2, roughness: below RZ B1.0~1.5)
- Maintaining T.I.R not exceeding 0.01mm at 3D from nose part
- 加工部位真圆度及表面震动和刚性实现高精度加工. (真圆度2以内, 粗糙度RZ B1.0~1.5以内)
- 3D T.I.R 跳动 不超过 0.01mm



- 160% more of bearings are used in needle roller than other make's chucks, which provides strong clamping power and high durability by dispersing surface pressure even in case strong load is applied.
- 滚针套上使用的滚针比其它公司多160%故此夹紧时, 滚针套利于分散强力的面压, 从而体现强劲的缔结力和优秀的内固性.



- In order to improve durability, YG-1 milling chuck is passed through following processes.
 - "Normalizing" treatment for unifying material composition and removal internal stress.
 - Ultralow temperature (-90°C) treatment called "Sub-Zero treatment" after carburizing heat treatment for prior removal of any deformation of milling chuck after use for long periods of time.
- 新世纪的强力刀柄为了提高耐久性进行以下工序
 - 为了材质结构的均匀化及内部应力去除 进行正火处理
 - 为了长时间使用后 去除变形 进行超低温-90°(SUB-ZERO)处理


POWER MILLING CHUCK (强力刀柄)

High-Speed POWER MILLING CHUCK
高速强力刀柄

- Achieving optimum cutting for High-Speed heavy duty cutting and finishing with strong torque power
- Perfect clamping from 3mm depth of I.D entrance
- Achieving stability when exchanging and setting tools by stable fastening and unfastening torque

- 强劲的夹紧力实现高速重切削及最佳的精切削
- 内径入口部3mm以下完美夹持
- 稳定的螺母夹紧及脱紧扭矩, 在更换安装刀具时实现稳定性能

To use ordinary spanner
使用经济型扳手




- No need for expensive Ratchet spanner => Using ordinary spanner
- 无需使用高价棘轮扳手, 使用一般常用扳手.

Balancing grade 动平衡等级

- G 6.3 / 20,000 RPM => Optimizing cutting effect during High-Speed heavy duty cutting and finishing
- G6.3 20,000rpm => 高速重切削及最佳的精切削

Lots of needle bearings
大量滚针轴承

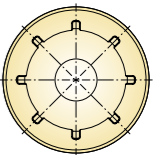
- Strong load during clamping
- Dispersing surface pressure through needle bearing



- 夹紧时通过大量滚针群分散强力的负荷
- 使用开放式滚针套筒, 夹紧时分散定压

Slot design at inside milling chuck
强力刀柄内部槽设计

- Strengthening body rigidity
- Preventing deformation during cutting
- Maximizing torque power
- Preventing chattering and ensuring durability



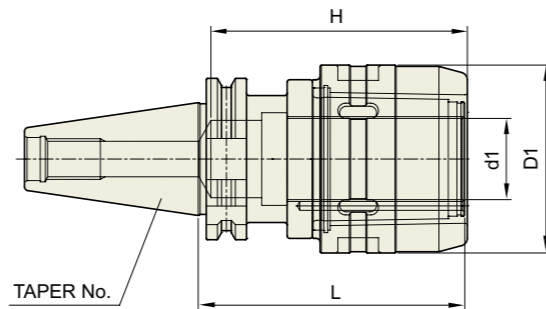
- 保证本体刚性
- 切削时防止变形
- 夹紧力最大化
- 防止震动及耐久性保障

Strong Torque Power 强劲的夹紧力

Milling chuck 强力刀柄规格 (I.D)	Standard 公差(锥柄)	Tolerance 公差标准 (Taper shank)	Run-out(跳动) (3 x D)	Clamping torque 夹紧力矩
C20	AT3	ISO 30 (0~+0.002) ISO 40 (0~+0.003) ISO 50 (0~+0.004)	0.01mm at 3D	980Nm
C25				1,760Nm
C32				3,430Nm
C42				4,900Nm

HIGH-SPEED POWER MILLING CHUCK
高速强力刀柄

DIN 69871-SK



Collet, spanner, refer to page 176
筒夹及扳手, 请参阅第176页

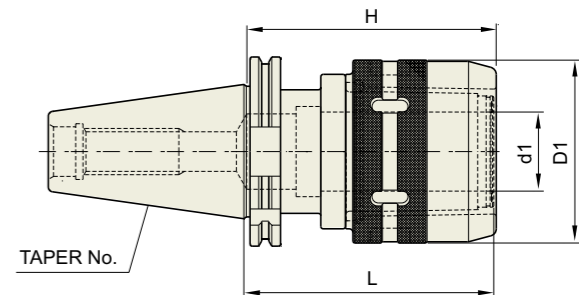
Unit (单位) : mm

TAPER No. 锥度号	MODEL No. 型号	EDP No.	d1	D1	L	H	WEIGHT 重量(Kg)
30	SK30-C20-80HS	P2773005	20	54	80	70	1.15
	SK30-C25-80HS	P2773006	25	62.5	70	80	1.48
40	SK40-C20-105HS	P2526022	20	54	105	70	1.77
	SK40-C25-105HS	P2773001	25	62.5	105	80	2.10
	SK40-C32-105HS	P2526023	32	74	105	100	2.40
	SK40-C32-135HS	P2773007	32	74	135	100	3.10
	SK50-C20-105HS	P2773002	20	54	105	70	3.40
50	SK50-C25-105HS	P2773003	25	62.5	105	80	3.80
	SK50-C32-105HS	P2773004	32	74	105	100	4.30
	SK50-C32-135HS	P2526024	32	74	135	100	4.90
	SK50-C32-165HS	P2526025	32	74	165	100	5.60
	SK50-C42-115HS	P2773008	42	92	115	110	4.60
	SK50-C42-135HS	P2773009	42	92	135	110	5.60
	SK50-C42-165HS	P2773010	42	92	165	110	6.10

▶ CAT(ANSI B5.50) taper and Inch type products are available.
CAT(ANSI B5.50)锥柄及英制产品可供选择

POWER MILLING CHUCK
强力刀柄

DIN 69871-SK



Collet, spanner, refer to page 176
筒夹及扳手, 请参阅第176页

Unit (单位) : mm

◆ STUB

TAPER No. 锥度号	MODEL No. 型号	EDP No.	d1	D1	L	H	WEIGHT 重量(Kg)
30	SK30-C20-80	P2526001	20	54	80	70	1.15
	SK30-C25-80	P2526002	25	62.5	70	80	1.48
40	SK40-C20-90	P2526003	20	54	90	70	1.60
	SK40-C32-90	P2526004	32	72	90	100	2.00
50	SK50-C20-80	P2526005	20	54	80	70	3.22
	SK50-C25-90	P2526006	25	62.5	90	80	3.61
	SK50-C32-90	P2526007	32	72	90	100	3.87

◆ STANDARD

TAPER No. 锥度号	MODEL No. 型号	EDP No.	d1	D1	L	H	WEIGHT 重量(Kg)
40	SK40-C20-105	P2526008	20	54	105	70	1.77
	SK40-C25-105	P2526009	25	62.5	105	80	2.01
	SK40-C32-105	P2526010	32	72	105	100	2.42
50	SK50-C20-105	P2526011	20	54	105	70	3.39
	SK50-C25-105	P2526012	25	62.5	105	80	3.78
	SK50-C32-105	P2526013	32	72	105	100	4.31
	SK50-C42-115	P2526014	42	92	115	110	4.53

◆ EXTENDED

TAPER No. 锥度号	MODEL No. 型号	EDP No.	d1	D1	L	H	WEIGHT 重量(Kg)
40	SK40-C32-135	P2526015	32	72	135	100	3.11
50	SK50-C32-135	P2526018	32	72	135	100	4.94
	SK50-C42-135	P2526017	42	92	135	110	5.62

◆ EXTRA EXTENDED

TAPER No. 锥度号	MODEL No. 型号	EDP No.	d1	D1	L	H	WEIGHT 重量(Kg)
50	SK50-C32-165	P2526020	32	72	165	100	5.59
	SK50-C42-165	P2526016	42	92	165	110	6.10

▶ CAT(ANSI B5.50) taper and Inch type products are available.
CAT(ANSI B5.50)锥柄及英制产品可供选择

HYDRAULIC CHUCK

SHRINK FIT HOLDER

ER COLLET CHUCK

END MILL HOLDER & SIDE LOCK ARBOR

SHELL MILL ARBOR

POWER MILLING CHUCK

MORSE TAPER ARBOR

SK SLIM CHUCK

SYNCHRO TAPPING CHUCK

ONE STEP TAPPING CHUCK

TAPPING ER CHUCK

TAPPING CHUCK

FACE MILL ARBOR

COPYMILL ARBOR & INDEXABLE DRILL HOLDER

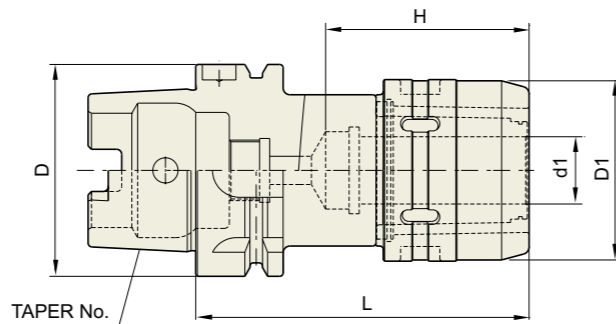
NC DRILL CHUCK & OTHER TOOL HOLDERS

BORING SYSTEM

ACCESSORY & OTHERS

HIGH-SPEED POWER MILLING CHUCK
高速强力刀柄

DIN 69893/
ISO 12164-1-HSK FORM A



Collet, spanner, refer to page 176
筒夹及扳手, 请参阅第176页

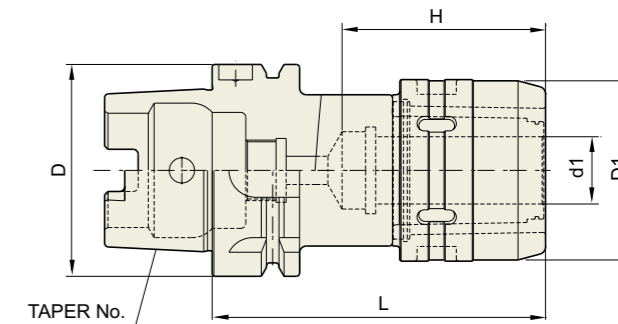
Unit (单位) : mm

TAPER No. 锥度号	MODEL No. 型号	EDP No.	d1	D1	L	H	WEIGHT 重量(Kg)
50A	HSK50A-C20-100HS	P2773102	20	54	100	70	1.30
	HSK63A-C20-105HS	P2562016	20	54	105	70	1.50
63A	HSK63A-C25-120HS	P2773103	25	62.5	120	80	2.20
	HSK63A-C32-130HS	P2562017	32	74	130	100	2.70
100A	HSK100A-C20-110HS	P2773104	20	54	110	70	3.50
	HSK100A-C25-130HS	P2773105	25	62.5	130	80	3.80
	HSK100A-C32-135HS	P2773101	32	74	135	100	4.20
	HSK100A-C42-135HS	P2773106	42	74	135	100	5.30

►CAT(ANSI B5.50) taper and Inch type products are available.
CAT(ANSI B5.50)锥柄及英制产品可供选择

POWER MILLING CHUCK
强力刀柄

DIN 69893/
ISO 12164-1-HSK FORM A



Collet, spanner, refer to page 176
筒夹及扳手, 请参阅第176页

Unit (单位) : mm

TAPER No. 锥度号	MODEL No. 型号	EDP No.	d1	D	D1	L	H	WEIGHT 重量(Kg)
50A	HSK50A-C20-100	P2773151	20	50	54	100	70	1.30
63A	HSK63A-C20-105	P2773152	20	63	54	105	70	1.50
	HSK63A-C32-130	P2600032	32	63	72	130	100	2.70
100A	HSK100A-C20-110	P2773153	20	100	54	110	70	3.50
	HSK100A-C32-135	P2773154	32	100	72	135	100	4.20
	HSK100A-C42-135	P2773155	42	100	92	135	100	5.30

◆ ACCESSORY 配件

END MILL COLLET	MODEL No. 型号
	K20-6, 8, 10, 12, 16
	K32-6, 8, 10, 12, 16, 20, 25
	K42-6, 8, 10, 12, 16, 20, 25, 32

►Special size of Ø3, Ø4 or Ø5 can be produced and supplied upon request.
特殊尺寸 Ø3, Ø4 or Ø5 可定制

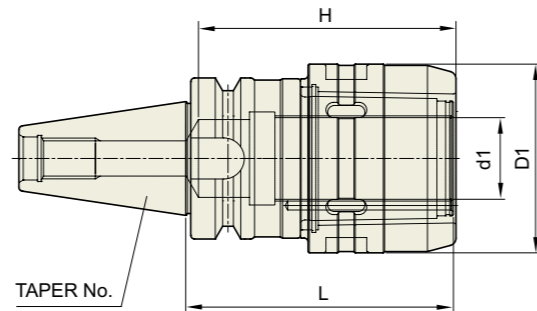
END MILL COLLET	MODEL No. 型号
	CK20-6, 8, 10, 12, 16
	CK25-6, 8, 10, 12, 16, 20
	CK32-6, 8, 10, 12, 16, 20, 25
	CK42-6, 8, 10, 12, 16, 20, 25, 32

SPANNER	MODEL No. 型号
	C20 SP
	C25 SP
	C32 SP
	C42 SP

HIGH-SPEED POWER MILLING CHUCK

高速强力刀柄

CBT (BT DUAL CONTACT)



Collet, spanner, refer to page 176
筒夹及扳手, 请参阅第176页

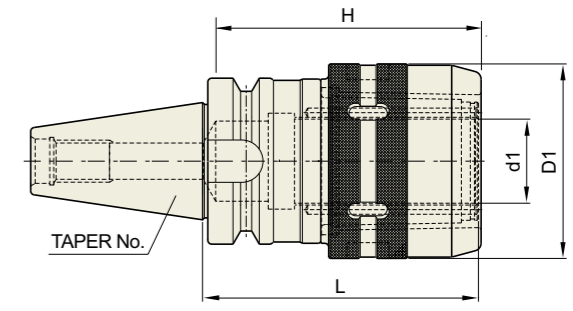
Unit (单位) : mm

TAPER No. 锥度号	MODEL No. 型号	EDP No.	d1	D1	L	H	WEIGHT 重量(Kg)
30	CBT30-C20-75HS	P2773251	20	54	75	70	1.50
	CBT30-C25-80HS	P2773252	25	62.5	80	70	2.00
40	CBT40-C20-80HS	P2773253	20	54	80	70	2.00
	CBT40-C20-105HS	P2773254	20	54	105	70	2.10
	CBT40-C25-105HS	P2773255	25	62.5	105	80	2.50
	CBT40-C32-90HS	P2773256	32	74	90	100	3.00
	CBT40-C32-105HS	P2773257	32	74	105	100	3.10
	CBT40-C32-135HS	P2773258	32	74	135	100	3.30
	CBT50-C20-105HS	P2773259	20	54	105	70	4.50
50	CBT50-C20-135HS	P2773260	20	54	135	70	4.90
	CBT50-C20-165HS	P2773261	20	54	165	70	5.40
	CBT50-C25-105HS	P2773262	25	62.5	105	80	5.20
	CBT50-C25-135HS	P2773263	25	62.5	135	80	5.80
	CBT50-C25-165HS	P2773264	25	62.5	165	80	6.20
	CBT50-C32-105HS	P2773265	32	74	105	100	6.00
	CBT50-C32-135HS	P2773266	32	74	135	100	6.70
	CBT50-C32-165HS	P2773267	32	74	165	100	7.40
	CBT50-C42-115HS	P2773268	42	92	115	110	6.70
	CBT50-C42-135HS	P2773269	42	92	135	110	7.60
	CBT50-C42-165HS	P2773270	42	92	165	110	8.30

POWER MILLING CHUCK

强力刀柄

CBT (BT DUAL CONTACT)



Collet, spanner, refer to page 176
筒夹及扳手, 请参阅第176页

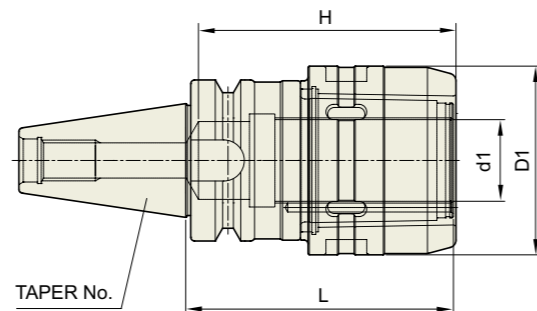
Unit (单位) : mm

TAPER No. 锥度号	MODEL No. 型号	EDP No.	d1	D1	L	H	WEIGHT 重量(Kg)
30	CBT30-C20-75	P2773204	20	54	75	70	1.50
	CBT30-C25-80	P2773205	25	62.5	80	70	2.00
40	CBT40-C20-80	P2773201	20	54	80	70	2.00
	CBT40-C20-105	P2773206	20	54	105	70	2.10
	CBT40-C25-105	P2773207	25	62.5	105	80	2.50
	CBT40-C32-90	P2773202	32	72	90	100	3.00
	CBT40-C32-105	P2773203	32	72	105	100	3.10
	CBT40-C32-135	P2773208	32	72	135	100	3.30
	CBT50-C20-105	P2773209	20	54	105	70	4.50
50	CBT50-C20-135	P2773210	20	54	135	70	4.90
	CBT50-C20-165	P2773211	20	54	165	70	5.40
	CBT50-C25-105	P2773212	25	62.5	105	80	5.20
	CBT50-C25-135	P2773213	25	62.5	135	80	5.80
	CBT50-C25-165	P2773214	25	62.5	165	80	6.20
	CBT50-C32-105	P2773215	32	72	105	100	6.00
	CBT50-C32-115	P2773216	32	72	115	100	6.20
	CBT50-C32-135	P2773217	32	72	135	100	6.70
	CBT50-C32-165	P2773218	32	72	165	100	7.40
	CBT50-C42-115	P2773219	42	92	115	110	6.70
	CBT50-C42-135	P2773220	42	92	135	110	7.60
CBT50-C42-165	P2773221	42	92	165	110	8.30	

HIGH-SPEED POWER MILLING CHUCK

JIS B6339/MAS 403-BT

高速强力刀柄



Collet, spanner, refer to page 176
筒夹及扳手, 请参阅第176页

Unit (单位) : mm

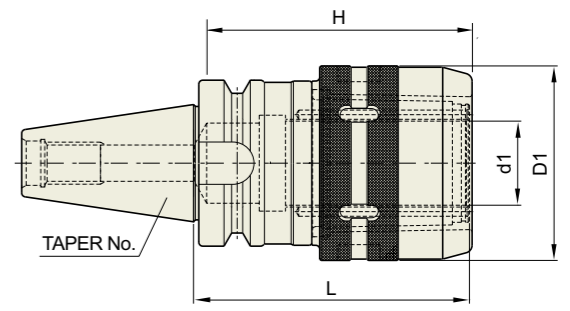
TAPER No. 锥度号	MODEL No. 型号	EDP No.	d1	D1	L	H	WEIGHT 重量(Kg)
30	BT30-C20-75HS	P2546101	20	54	75	70	1.50
	BT30-C25-80HS	P2546102	25	62.5	80	70	2.00
40	BT40-C20-80HS	P2546103	20	54	80	70	2.00
	BT40-C20-105HS	P2546104	20	54	105	70	2.10
	BT40-C25-105HS	P2546105	25	62.5	105	80	2.50
	BT40-C32-90HS	P2546106	32	74	90	100	3.00
	BT40-C32-105HS	P2546107	32	74	105	100	3.10
	BT40-C32-135HS	P2546108	32	74	135	100	3.30
	BT50-C20-105HS	P2546109	20	54	105	70	4.50
50	BT50-C20-135HS	P2546110	20	54	135	70	4.90
	BT50-C20-165HS	P2546111	20	54	165	70	5.40
	BT50-C25-105HS	P2546112	25	62.5	105	80	5.20
	BT50-C25-135HS	P2546113	25	62.5	135	80	5.80
	BT50-C25-165HS	P2546114	25	62.5	165	80	6.20
	BT50-C32-105HS	P2546115	32	74	105	100	6.00
	BT50-C32-135HS	P2546116	32	74	135	100	6.70
	BT50-C32-165HS	P2546117	32	74	165	100	7.40
	BT50-C42-115HS	P2546118	42	92	115	110	6.70
	BT50-C42-135HS	P2546119	42	92	135	110	7.60
BT50-C42-165HS	P2546120	42	92	165	110	8.30	

▶ CAT(ANSI B5.50) taper and Inch type products are available.
CAT(ANSI B5.50)锥柄及英制产品可供选择

POWER MILLING CHUCK

JIS B6339/MAS 403-BT

强力刀柄



Collet, spanner, refer to page 176
筒夹及扳手, 请参阅第176页

Unit (单位) : mm

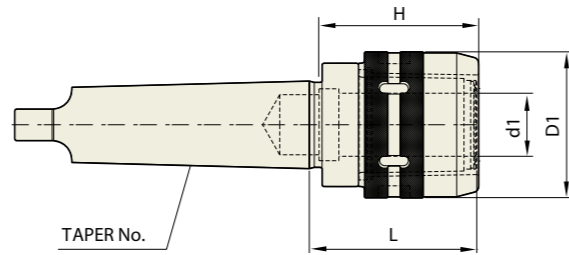
TAPER No. 锥度号	MODEL No. 型号	EDP No.	d1	D1	L	H	WEIGHT 重量(Kg)
30	BT30-C20-75	P2546001	20	54	75	70	1.50
	BT30-C25-80	P2546002	25	62.5	80	70	2.00
40	BT40-C20-80	P2546003	20	54	80	70	2.00
	BT40-C20-105	P2546004	20	54	105	70	2.10
	BT40-C25-105	P2546005	25	62.5	105	80	2.50
	BT40-C32-90	P2546006	32	72	90	100	3.00
	BT40-C32-105	P2546007	32	72	105	100	3.10
	BT40-C32-135	P2546008	32	72	135	100	3.30
	BT50-C20-105	P2546009	20	54	105	70	4.50
50	BT50-C20-135	P2546010	20	54	135	70	4.90
	BT50-C20-165	P2546011	20	54	165	70	5.40
	BT50-C25-105	P2546012	25	62.5	105	80	5.20
	BT50-C25-135	P2546013	25	62.5	135	80	5.80
	BT50-C25-165	P2546014	25	62.5	165	80	6.20
	BT50-C32-105	P2546015	32	72	105	100	6.00
	BT50-C32-115	P2546016	32	72	115	100	6.20
	BT50-C32-135	P2546017	32	72	135	100	6.70
	BT50-C32-165	P2546018	32	72	165	100	7.40
	BT50-C42-115	P2546019	42	92	115	110	6.70
BT50-C42-135	P2546020	42	92	135	110	7.60	
BT50-C42-165	P2546121	42	92	165	110	8.30	

▶ CAT(ANSI B5.50) taper and Inch type products are available.
CAT(ANSI B5.50)锥柄及英制产品可供选择

POWER MILLING CHUCK

DIN 228-MTA

强力刀柄



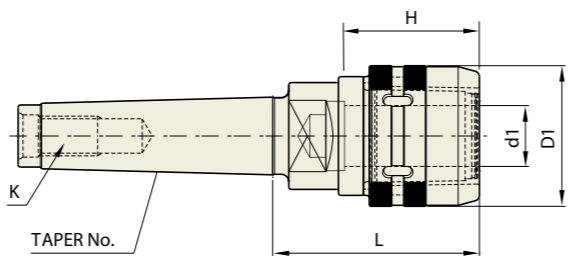
Collet, spanner, refer to page 176
筒夹及扳手, 请参阅第176页

Unit (单位) : mm

TAPER No. 锥度号	MODEL No. 型号	EDP No.	d1	D1	L	H	WEIGHT 重量(Kg)
4	MTA4-C32	P2546122	32	72	98	85	2.57
5	MTA5-C32	P2546123	32	72	85	100	3.06
	MTA5-C42	P2546124	42	92	114	100	3.45
6	MTA6-C42	P2546125	42	92	99	110	4.14

►In case of MT6, it is required to inform machine model number and company name for selection of cutter groove.
在MT6的情况下, 需要通知机床型号和公司名称来选择切屑槽

DIN 228-MTB



Collet, spanner, refer to page 176
筒夹及扳手, 请参阅第176页

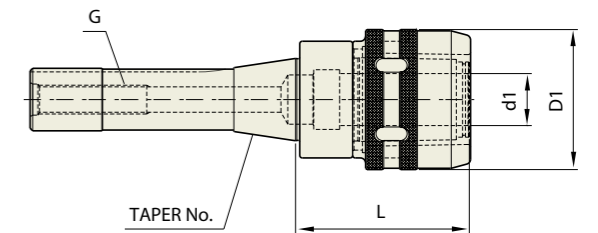
Unit (单位) : mm

TAPER No. 锥度号	MODEL No. 型号	EDP No.	d1	D1	L	H	K	WEIGHT 重量(Kg)
3	MTB3-C20	P2546126	20	54	74	65	M12	2.10
4	MTB4-C32	P2546127	32	72	98	80	M16	2.57
5	MTB5-C32	P2546128	32	72	85	100	M20	3.06
	MTB5-C42	P2546129	42	92	114	100	M20	3.45

POWER MILLING CHUCK

BRIDGEPORT-R8

强力刀柄



Collet, spanner, refer to page 176
筒夹及扳手, 请参阅第176页

Unit (单位) : mm

TAPER No. 锥度号	MODEL No. 型号	EDP No.	d1	D1	L	G	WEIGHT 重量(Kg)
R8	R8-C20	P2546130	20	54	69	U7/16-20	1.40

HYDRAULIC CHUCK

SHRINK FIT HOLDER

ER COLLET CHUCK

END MILL HOLDER & SIDE LOCK ARBOR

SHELL MILL ARBOR

POWER MILLING CHUCK

MORSE TAPER ARBOR

SK SLIM CHUCK

SYNCHRO TAPPING CHUCK

ONE STEP TAPPING CHUCK

TAPPING ER CHUCK

TAPPING CHUCK

FACE MILL ARBOR

COPY MILL ARBOR & INDEXABLE DRILL HOLDER

NC DRILL CHUCK & OTHER TOOL HOLDERS

BORING SYSTEM

ACCESSORY & OTHERS

MILLING CHUCK STANDARD SET
强力刀柄套装

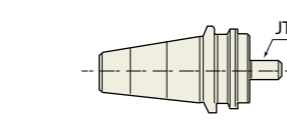
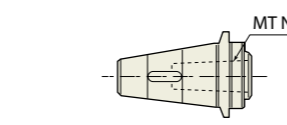
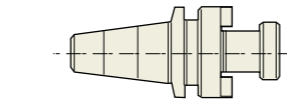
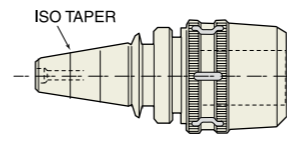
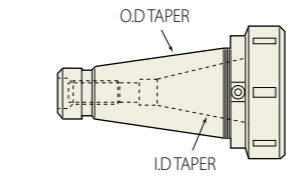


TAPER 锥度号	STANDARD SET MODEL No. 标准套装型号	EDP No.	MILLING CHUCK 强力刀柄	END MILL COLLET 铣刀筒夹	SPANNER
SK	SSK40-C20	P2526031	SK40-C20-105	K20-6, 8, 10, 12, 16 (5pcs)	C20 SP
	SSK40-C32	P2773301	SK40-C32-105	K32-6, 8, 10, 12, 16, 20, 25 (7pcs)	C32 SP
	SSK50-C32	P2773302	SK50-C32-105	K32-6, 8, 10, 12, 16, 20, 25 (7pcs)	C32 SP
BT	SSK50-C42	P2773303	SK50-C42-115	K42-6, 8, 10, 12, 16, 20, 25, 32 (8pcs)	C42 SP
	SBT40-C20	P2546021	BT40-C20-105	K20-6, 8, 10, 12, 16 (5pcs)	C20 SP
	SBT40-C32	P2546022	BT40-C32-105	K32-6, 8, 10, 12, 16, 20, 25 (7pcs)	C32 SP
ISO	SBT50-C32	P2546023	BT50-C32-105	K32-6, 8, 10, 12, 16, 20, 25 (7pcs)	C32 SP
	SBT50-C42	P2546024	BT50-C42-115	K42-6, 8, 10, 12, 16, 20, 25, 32 (8pcs)	C42 SP
	SISO40-C20	P2516021	ISO40-C20-78	K20-6, 8, 10, 12, 16 (5pcs)	C20 SP
NT	SISO40-C32	P2516022	ISO40-C32-78	K32-6, 8, 10, 12, 16, 20, 25 (7pcs)	C32 SP
	SISO50-C32	P2516023	ISO50-C32-85	K32-6, 8, 10, 12, 16, 20, 25 (7pcs)	C32 SP
	SISO50-C42	P2516024	ISO50-C42-102	K42-6, 8, 10, 12, 16, 20, 25, 32 (8pcs)	C42 SP
NT	SNT40-C32	P2773304	NT40-C32	K32-6, 8, 10, 12, 16, 20, 25 (7pcs)	C32 SP
	SNT50-C32	P2773305	NT50-C32	K32-6, 8, 10, 12, 16, 20, 25 (7pcs)	C32 SP
	SNT50-C42	P2773306	NT50-C42	K42-6, 8, 10, 12, 16, 20, 25, 32 (8pcs)	C42 SP

QUICK CHANGE MILLING CHUCK SET
快速更换 强力刀柄套装



TAPER 锥度号	Q.C MILLING HOLDER SET MODEL No. Q.C强力刀柄套装型号	EDP No.	Q.C MASTER HOLDER Q.C基础刀柄	Q.C MILLING CHUCK Q.C强力刀柄	END MILL COLLETS 铣刀筒夹	Q.C FACE MILL ARBOR Q.C面铣刀杆	Q.C DRILL CHUCK BAR Q.C钻头	DRILL CHUCK ARBOR 钻头	Q.C TAPER SLEEVE Q.C锥柄套	SPANNER 扳手
NT40	SMH40-T35-32A	P2773307	MH40-T35	QT35-32	K32-(6-25)(7pcs)	QT35-4R	-	K32-J6	-	MH40 SP
	SMH40-T35-32B	P2773308	MH40-T35	QT35-32	K32-(6-25)(7pcs)	QT35-4R	QT35-J6	-	QT35-MT2, 3, 4	MH40 SP
	SMH50-T45-32A	P2773309	MH50-T45	QT45-32	K32-(6-25)(7pcs)	QT45-5R	-	K32-J6	-	MH50 SP
NT50	SMH50-T45-32B	P2773310	MH50-T45	QT45-32	K32-(6-25)(7pcs)	QT45-5R	QT45-J6	-	QT45-MT2, 3, 4	MH50 SP
	SMH50-T45-42A	P2773311	MH50-T45	QT45-42	K42-(6-32)(8pcs)	QT45-5R	-	K42-J6	-	MH50 SP
	SMH50-T45-42B	P2773312	MH50-T45	QT45-42	K42-(6-32)(8pcs)	QT45-5R	QT45-J6	-	QT45-MT2, 3, 4	MH50 SP



Q.C MASTER HOLDER

MODEL No. 型号	EDP No.	O.D TAPER 外径锥度	I.D TAPER 内径锥度	DRAW THREADS
MH40-T35	P2773313	NT40	NT35	U5/8-11(M16-2)
MH50-T45	P2773314	NT50	NT45	U1-8 (M24-3)

Q.C MILLING CHUCK

Q.C MASTER HOLDER Q.C基础刀柄	MODEL No. 型号	EDP No.
MH40	QT35-C32	P2773315
MH50	QT45-C32	P2773316
MH50	QT45-C42	P2773317

Q.C FACE MILL ARBOR

Q.C MASTER HOLDER Q.C基础刀柄	MODEL No. 型号	EDP No.
MH40	QT35-3R	P2773318
	QT35-4R	P2773319
	QT35-5R	P2773320
MH50	QT45-3R	P2773321
	QT45-4R	P2773322
	QT45-5R	P2773323
	QT45-6R	P2773324

Q.C TAPER SLEEVE

Q.C MASTER HOLDER Q.C基础刀柄	MODEL No. 型号	EDP No.
MH40	QT35-MT1	P2773325
	QT35-MT2	P2773326
	QT35-MT3	P2773327
MH50	QT45-MT1	P2773328
	QT45-MT2	P2773329
	QT45-MT3	P2773330
	QT45-MT4	P2773331

Q.C DRILL CHUCK ARBOR

Q.C MASTER HOLDER Q.C基础刀柄	MODEL No. 型号	EDP No.	DRILL (Ø) 钻头 (Ø)
MH40	QT35-J6	P2773332	1-13mm
MH50	QT45-J6	P2773333	1-13mm

COLLET & SPANNER

筒夹&扳手



■ END MILL COLLET (KTYPE) 铣刀筒夹(K型)

MODEL No. 型号	EDP No.
K20-6	P2506401
K20-8	P2506402
K20-10	P2506403
K20-12	P2506404
K20-16	P2506405
K25-6	P2506601
K25-8	P2506602
K25-10	P2506603
K25-12	P2506604
K25-16	P2506605
K25-20	P2506606
K32-6	P2506411
K32-8	P2506412
K32-10	P2506413
K32-12	P2506414
K32-16	P2506415
K32-20	P2506416
K32-25	P2506417
K42-6	P2506511
K42-8	P2506512
K42-10	P2506513
K42-12	P2506514
K42-16	P2506515
K42-20	P2506516
K42-25	P2506517
K42-32	P2506518

■ END MILL COLLET (CKTYPE) 铣刀筒夹(CK型)

MODEL No. 型号	EDP No.
CK20-6	P2506731
CK20-8	P2506732
CK20-10	P2506733
CK20-12	P2506734
CK20-16	P2506735
CK25-6	P2506736
CK25-8	P2506737
CK25-10	P2506738
CK25-12	P2506739
CK25-16	P2506740
CK25-20	P2506741
CK32-6	P2506742
CK32-8	P2506743
CK32-10	P2506744
CK32-12	P2506745
CK32-16	P2506746
CK32-20	P2506747
CK32-25	P2506748
CK42-6	P2506749
CK42-8	P2506750
CK42-10	P2506751
CK42-12	P2506752
CK42-16	P2506753
CK42-20	P2506754
CK42-25	P2506755
CK42-32	P2506756

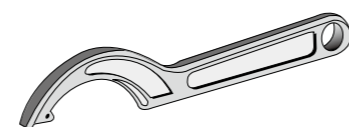
■ MT COLLET MT式筒夹

MODEL No. 型号	EDP No.
K20-MT1	P2506519
K20-MT2	P2506520
K25-MT1	P2506521
K25-MT2	P2506522
K25-MT3	P2506534
K32-MT1	P2506523
K32-MT2	P2506524
K32-MT3	P2506525
K42-MT1	P2506526
K42-MT2	P2506527
K42-MT3	P2506528
K42-MT4	P2506529



■ DRILL CHUCK ARBOR 钻头夹式

MODEL No. 型号	EDP No.
K20-JTA6	P2506530
K25-JTA6	P2506531
K32-JTA6	P2506532
K42-JTA6	P2506533



■ SPANNER 扳手

MODEL No. 型号	EDP No.
C20 SP	P2773401
C25 SP	P2773402
C32 SP	P2600033
C42 SP	P2773403

YG-1 TOOLING SYSTEM

MORSE TAPER ARBOR

莫氏锥柄变换刀



DIN 69871-SK

DIN 69893/ISO 12164-1-HSK

JIS B6339/MAS 403-BT

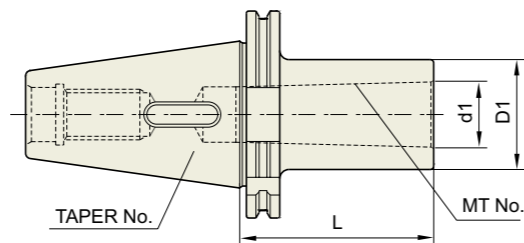
ANSI B5.18-NT

GOST 25827-93

MORSE TAPER ARBOR

DIN 69871-SK

莫氏锥柄变换刀柄

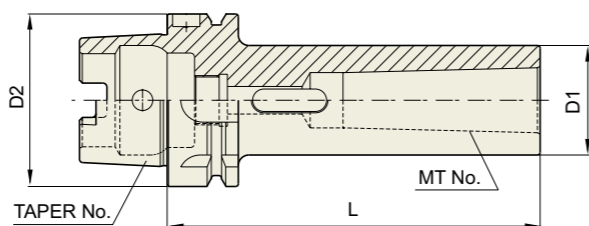


STANDARD

Unit (单位) : mm

TAPER No. 锥度号	MODEL No. 型号	EDP No.	MT No.	d1	D1	L	WEIGHT 重量(Kg)
30	SK30-MTA1-50	P2522001	1	12.065	25	50	0.72
	SK30-MTA2-60	P2522002	2	17.78	32	60	0.87
	SK30-MTA3-80	P2522003	3	23.825	40	80	1.02
40	SK40-MTA1-50	P2522004	1	12.065	25	50	1.49
	SK40-MTA2-50	P2522005	2	17.78	32	50	1.62
	SK40-MTA3-70	P2522006	3	23.825	40	70	1.65
	SK40-MTA4-95	P2522007	4	31.267	48	95	1.90
50	SK50-MTA1-45	P2522008	1	12.065	25	45	2.60
	SK50-MTA2-60	P2522009	2	17.78	32	60	2.66
	SK50-MTA3-65	P2522010	3	23.825	40	65	2.75
	SK50-MTA4-95	P2522011	4	31.267	48	95	3.00
	SK50-MTA5-105	P2522012	5	44.399	63	105	3.30

**DIN 69893/
ISO 12164-1-HSK FORM A**



Unit (单位) : mm

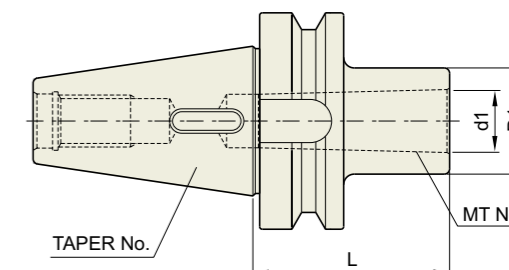
TAPER No. 锥度号	MODEL No. 型号	EDP No.	MT No.	D1	D2	L	WEIGHT 重量(Kg)
50A	HSK50A-MTA1-100	P2565005	1	25	50	100	0.67
	HSK50A-MTA2-120	P2565006	2	32	50	120	0.78
	HSK50A-MTA3-140	P2565007	3	40	50	140	0.91
63A	HSK63A-MTA1-100	P2565001	1	25	63	100	0.87
	HSK63A-MTA2-120	P2565002	2	32	63	120	1.28
	HSK63A-MTA3-140	P2565003	3	40	63	140	1.44
	HSK63A-MTA4-160	P2565004	4	48	63	160	1.86
100A	HSK100A-MTA1-110	P2565011	1	25	100	110	2.12
	HSK100A-MTA2-120	P2565012	2	32	100	120	2.41
	HSK100A-MTA3-150	P2565013	3	40	100	150	2.82
	HSK100A-MTA4-170	P2565014	4	48	100	170	3.63
	HSK100A-MTA5-200	P2565015	5	63	100	200	4.80

▶ CAT(ANSI B5.50) taper and Inch type products are available. CAT(ANSI B5.50)锥柄及英制产品可供选择

MORSE TAPER ARBOR

**JIS B6339/
MAS 403-BT**

莫氏锥柄变换刀柄



Unit (单位) : mm

TAPER No. 锥度号	MODEL No. 型号	EDP No.	MT No.	L	d1	D1	WEIGHT 重量(Kg)
30	BT30-MTA1-45	P2542001	1	45	12.065	25	0.40
	BT30-MTA2-60	P2542002	2	60	17.780	32	0.50
	BT30-MTA2-120	P2542003	2	120	17.780	32	0.60
	BT30-MTA3-75	P2542004	3	75	23.825	40	0.70
40	BT40-MTA1-45	P2542005	1	45	12.065	25	1.00
	BT40-MTA1-120	P2542006	1	120	12.065	25	1.30
	BT40-MTA2-60	P2542013	2	60	17.780	32	1.00
	BT40-MTA2-120	P2542009	2	120	17.780	32	1.40
	BT40-MTA3-75	P2542014	3	75	23.825	40	1.20
	BT40-MTA3-135	P2542010	3	135	23.825	40	1.80
	BT40-MTA4-95	P2542007	4	95	31.267	50	1.10
	BT40-MTA4-165	P2542011	4	165	31.267	50	2.40
	BT50-MTA1-45	P2542008	1	45	12.065	25	4.00
	BT50-MTA1-120	P2542017	1	120	12.065	25	4.30
50	BT50-MTA1-180	P2542018	1	180	12.065	25	4.30
	BT50-MTA2-45	P2542015	2	45	17.780	32	4.00
	BT50-MTA2-135	P2542019	2	135	17.780	32	4.40
	BT50-MTA2-180	P2542020	2	180	17.780	32	4.60
	BT50-MTA3-45	P2542021	3	45	23.825	40	3.90
	BT50-MTA3-150	P2542022	3	150	23.825	40	4.70
	BT50-MTA3-180	P2542016	3	180	23.825	40	4.90
	BT50-MTA4-75	P2542023	4	75	31.267	50	4.00
	BT50-MTA4-105	P2542024	4	105	31.267	50	4.50
	BT50-MTA4-180	P2542025	4	180	31.267	50	5.40
	BT50-MTA5-105	P2542012	5	105	44.399	65	4.50
BT50-MTA5-210	P2542026	5	210	44.399	65	7.20	
BT50-MTA5-270	P2542027	5	270	44.399	65	7.50	

▶ CAT(ANSI B5.50) taper and Inch type products are available. CAT(ANSI B5.50)锥柄及英制产品可供选择

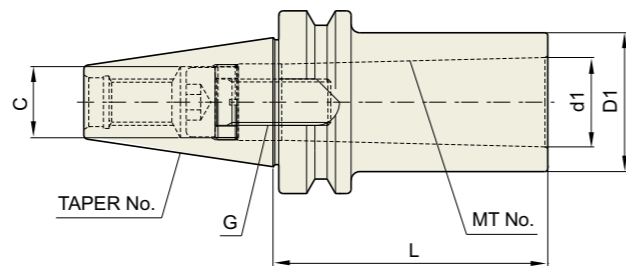
HYDRAULIC CHUCK
SHRINK FIT HOLDER
ER COLLET CHUCK
END MILL HOLDER & SIDE LOCK ARBOR
SHELL MILL ARBOR
POWER MILLING CHUCK
MORSE TAPER ARBOR
SK SLIM CHUCK
SYNCHRO TAPPING CHUCK
ONE STEP TAPPING CHUCK
TAPPING ER CHUCK
TAPPING CHUCK
FACE MILL ARBOR
COPY MILL ARBOR & INDEXABLE DRILL HOLDER
NC DRILL CHUCK & OTHER TOOL HOLDERS
BORING SYSTEM
ACCESSORY & OTHERS

HYDRAULIC CHUCK
SHRINK FIT HOLDER
ER COLLET CHUCK
END MILL HOLDER & SIDE LOCK ARBOR
SHELL MILL ARBOR
POWER MILLING CHUCK
MORSE TAPER ARBOR
SK SLIM CHUCK
SYNCHRO TAPPING CHUCK
ONE STEP TAPPING CHUCK
TAPPING ER CHUCK
TAPPING CHUCK
FACE MILL ARBOR
COPY MILL ARBOR & INDEXABLE DRILL HOLDER
NC DRILL CHUCK & OTHER TOOL HOLDERS
BORING SYSTEM
ACCESSORY & OTHERS

MORSE TAPER ARBOR

莫氏锥柄变换刀柄

JIS B6339/
MAS 403-BT

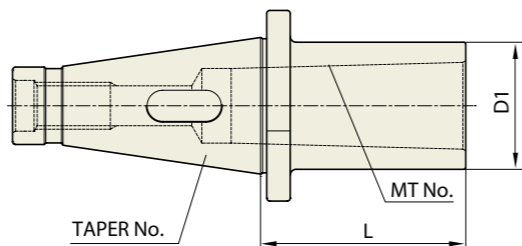


Unit (单位) : mm

TAPER No. 锥度号	MODEL No. 型号	EDP No.	MT No.	L	d1	D1	C	G	WEIGHT 重量(Kg)
30	BT30-MTB1-45	P2542028	1	45	12.065	25	10	M6×1.0	0.80
	BT30-MTB2-45	P2542029	2	45	17.780	32	-	M10×1.5	0.80
40	BT40-MTB1-45	P2600019	1	45	12.065	25	10	M6×1.0	1.00
	BT40-MTB2-45	P2600020	2	45	17.780	32	13.5	M10×1.5	1.10
	BT40-MTB3-60	P2543016	3	60	23.825	40	-	M12×1.75	1.10
	BT40-MTB4-85	P2600021	4	85	31.267	50	-	M16×2.0	1.30
50	BT50-MTB1-45	P2543008	1	45	12.065	25	10	M6×1.0	3.90
	BT50-MTB2-45	P2542030	2	45	17.780	32	16	M10×1.5	3.90
	BT50-MTB3-60	P2542031	3	60	23.825	40	18	M12×1.75	3.90
	BT50-MTB4-75	P2542032	4	75	31.267	50	20.5	M16×2.0	3.90



ANSI B5.18-NT



Unit (单位) : mm

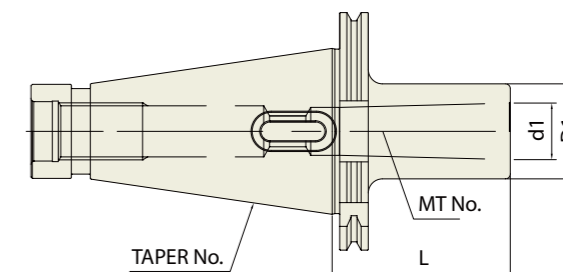
TAPER No. 锥度号	MODEL No. 型号	EDP No.	MT No.	RANGE OF DRILL		D1	L	DRAW THREAD	WEIGHT 重量(Kg)
				Min. 最小	Max. 最大				
40	NT40-MTA1-30	P2542051	1	2.0	14.0	25	30	U5/8-11(M16×2)	0.90
	NT40-MTA2-30	P2542052	2	14.1	23.0	32	30	U5/8-11(M16×2)	1.00
	NT40-MTA3-35	P2542053	3	23.1	32.0	40	45	U5/8-11(M16×2)	1.00
	NT40-MTA4-90	P2542054	4	32.1	50.0	50	90	U5/8-11(M16×2)	1.20
50	NT50-MTA1-30	P2542055	1	2.0	14.0	25	30	U1-8(M24×3)	3.50
	NT50-MTA2-30	P2542056	2	14.1	23.0	32	30	U1-8(M24×3)	3.50
	NT50-MTA3-30	P2542057	3	23.1	32.0	40	30	U1-8(M24×3)	3.50
	NT50-MTA4-45	P2542058	4	32.1	50.0	50	45	U1-8(M24×3)	3.50
	NT50-MTA5-105	P2542059	5	50.1	75.0	60	105	U1-8(M24×3)	4.00

▶ CAT(ANSI B5.50) taper and Inch type products are available.
CAT(ANSI B5.50)锥柄及英制产品可供选择

MORSE TAPER ARBOR

莫氏锥柄变换刀柄

GOST 25827-93

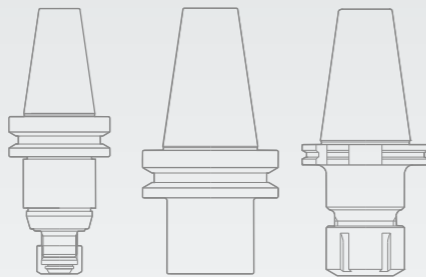


Unit (单位) : mm

TAPER No. 锥度号	MODEL No. 型号	EDP No.	MT No.	d1	D1	L	WEIGHT 重量(Kg)
40	GOST40-MTA1-115	P2780451	1	12.065	25	115	
	GOST40-MTA2-125	P2780452	2	17.78	32	125	
	GOST40-MTA3-145	P2780453	3	23.825	40	145	
	GOST40-MTA4-165	P2780454	4	31.267	48	165	
50	GOST50-MTA2-135	P2780455	2	17.78	32	135	
	GOST50-MTA3-155	P2780456	3	23.825	40	155	
	GOST50-MTA4-180	P2780457	4	31.267	48	180	
	GOST50-MTA5-215	P2780458	5	44.399	63	215	



Global Cutting Tool Leader **YG-1**



TOOLING SYSTEM

YG-1 TOOLING SYSTEM

SK SLIM CHUCK

SK 刀柄



DIN 69871-SK

DIN 69893/ISO 12164-1-HSK

CBT (BT DUAL CONTACT)

JIS B6339/MAS 403-BT

ISO 20/25

STRAIGHT K (EXTENSION)

ACCESSORY & PARTS
SK COLLET / SK NUT / SPANNER

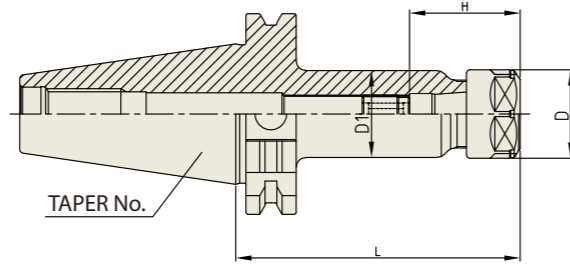


SKA

SK SLIM CHUCK

DIN 69871-SK

SK刀柄



Collet, Nut and spanner, refer to page 199-201
筒夹及扳手, 螺帽, 请参阅第199-201页

Unit (单位) : mm

TAPER No. 锥度号	MODEL No. 型号	EDP No.	CLAMPING RANGE 夹持范围	L	D	D1	H	COLLET	WEIGHT 重量(Kg)	
30	SK30-SKA06-60	P2802801	1.8 ~ 6.0	60	20	19.5	31	SKC6	-	
	SK30-SKA06-90	P2802802	1.8 ~ 6.0	90	20	19.5	31	SKC6	-	
	SK30-SKA10-60	P2802803	1.75 ~ 10.0	60	28	27.5	35	SKC10	-	
	SK30-SKA10-90	P2802804	1.75 ~ 10.0	90	28	27.5	35	SKC10	-	
	SK30-SKA13-60	P2802805	2.75 ~ 13.0	60	33	33	43.6	SKC13	-	
	SK30-SKA13-90	P2802806	2.75 ~ 13.0	90	33	33	43.6	SKC13	-	
	SK30-SKA16-60	P2802807	2.75 ~ 16.0	60	40	40	52	SKC16	-	
	SK30-SKA16-90	P2802808	2.75 ~ 16.0	90	40	40	52	SKC16	-	
	SK30-SKA20-60	P2802809	3.5 ~ 20.0	60	48.5	48.5	59.6	SKC20	-	
	SK30-SKA20-90	P2802810	3.5 ~ 20.0	90	48.5	48.5	59.6	SKC20	-	
	SK30-SKA25-90	P2802811	16.0 ~ 25.4	90	55	55	63.4	SKC25	-	
	40	SK40-SKA06-90	P2802812	1.8 ~ 6.0	90	20	19.5	31	SKC6	-
		SK40-SKA06-120	P2802813	1.8 ~ 6.0	120	20	19.5	31	SKC6	-
		SK40-SKA06-150	P2802814	1.8 ~ 6.0	150	20	19.5	31	SKC6	-
		SK40-SKA10-90	P2802815	1.75 ~ 10.0	90	28	27.5	35	SKC10	-
SK40-SKA10-120		P2802816	1.75 ~ 10.0	120	28	27.5	35	SKC10	-	
SK40-SKA10-150		P2802817	1.75 ~ 10.0	150	28	27.5	35	SKC10	-	
SK40-SKA13-90		P2802818	2.75 ~ 13.0	90	33	33	43.6	SKC13	-	
SK40-SKA13-120		P2802819	2.75 ~ 13.0	120	33	33	43.6	SKC13	-	
SK40-SKA13-150		P2802820	2.75 ~ 13.0	150	33	33	43.6	SKC13	-	
SK40-SKA16-90		P2802821	2.75 ~ 16.0	90	40	40	52	SKC16	-	
SK40-SKA16-120		P2802822	2.75 ~ 16.0	120	40	40	52	SKC16	-	
SK40-SKA16-150		P2802823	2.75 ~ 16.0	150	40	40	52	SKC16	-	
SK40-SKA20-90		P2802824	3.5 ~ 20.0	90	48.5	48.5	59.6	SKC20	-	
SK40-SKA20-120		P2802825	3.5 ~ 20.0	120	48.5	48.5	59.6	SKC20	-	
SK40-SKA20-150		P2802826	3.5 ~ 20.0	150	48.5	48.5	59.6	SKC20	-	
SK40-SKA25-90	P2802827	16.0 ~ 25.4	90	55	55	63.4	SKC25	-		
SK40-SKA25-120	P2802828	16.0 ~ 25.4	120	55	55	63.4	SKC25	-		
SK40-SKA25-150	P2802829	16.0 ~ 25.4	150	55	55	63.4	SKC25	-		

▶ CAT(ANSI B5.50) taper and Inch type products are available.
CAT(ANSI B5.50)锥柄及英制产品可供选择

▶ NEXT PAGE

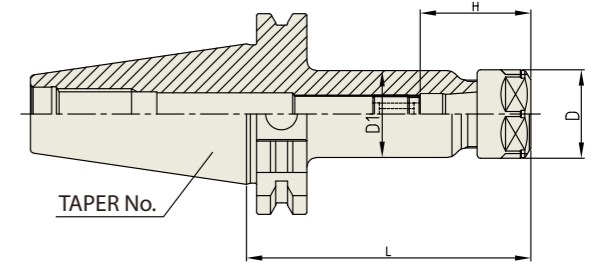


SKA

SK SLIM CHUCK

DIN 69871-SK

SK刀柄



Collet, Nut and spanner, refer to page 199-201
筒夹及扳手, 螺帽, 请参阅第199-201页

Unit (单位) : mm

TAPER No. 锥度号	MODEL No. 型号	EDP No.	CLAMPING RANGE 夹持范围	L	D	D1	H	COLLET	WEIGHT 重量(Kg)
50	SK50-SKA06-105	P2802830	1.8 ~ 6.0	105	20	19.5	31	SKC6	-
	SK50-SKA06-135	P2802831	1.8 ~ 6.0	135	20	19.5	31	SKC6	-
	SK50-SKA06-165	P2802832	1.8 ~ 6.0	165	20	19.5	31	SKC6	-
	SK50-SKA06-195	P2802833	1.8 ~ 6.0	195	20	19.5	31	SKC6	-
	SK50-SKA10-105	P2802834	1.75 ~ 10.0	105	28	27.5	35	SKC10	-
	SK50-SKA10-135	P2802835	1.75 ~ 10.0	135	28	27.5	35	SKC10	-
	SK50-SKA10-165	P2802836	1.75 ~ 10.0	165	28	27.5	35	SKC10	-
	SK50-SKA10-195	P2802837	1.75 ~ 10.0	195	28	27.5	35	SKC10	-
	SK50-SKA13-105	P2802838	2.75 ~ 13.0	105	33	33	43.6	SKC13	-
	SK50-SKA13-135	P2802839	2.75 ~ 13.0	135	33	33	43.6	SKC13	-
	SK50-SKA13-165	P2802840	2.75 ~ 13.0	165	33	33	43.6	SKC13	-
	SK50-SKA13-195	P2802841	2.75 ~ 13.0	195	33	33	43.6	SKC13	-
	SK50-SKA16-105	P2802842	2.75 ~ 16.0	105	40	40	52	SKC16	-
	SK50-SKA16-135	P2802843	2.75 ~ 16.0	135	40	40	52	SKC16	-
	SK50-SKA16-165	P2802844	2.75 ~ 16.0	165	40	40	52	SKC16	-
	SK50-SKA16-195	P2802845	2.75 ~ 16.0	195	40	40	52	SKC16	-
	SK50-SKA20-105	P2802846	3.5 ~ 20.0	105	48.5	48.5	59.6	SKC20	-
	SK50-SKA20-135	P2802847	3.5 ~ 20.0	135	48.5	48.5	59.6	SKC20	-
	SK50-SKA20-165	P2802848	3.5 ~ 20.0	165	48.5	48.5	59.6	SKC20	-
	SK50-SKA20-195	P2802849	3.5 ~ 20.0	195	48.5	48.5	59.6	SKC20	-
	SK50-SKA25-105	P2802850	16.0 ~ 25.4	105	55	55	63.4	SKC25	-
	SK50-SKA25-135	P2802851	16.0 ~ 25.4	135	55	55	63.4	SKC25	-
	SK50-SKA25-165	P2802852	16.0 ~ 25.4	165	55	55	63.4	SKC25	-
	SK50-SKA25-195	P2802853	16.0 ~ 25.4	195	55	55	63.4	SKC25	-

▶ CAT(ANSI B5.50) taper and Inch type products are available.
CAT(ANSI B5.50)锥柄及英制产品可供选择

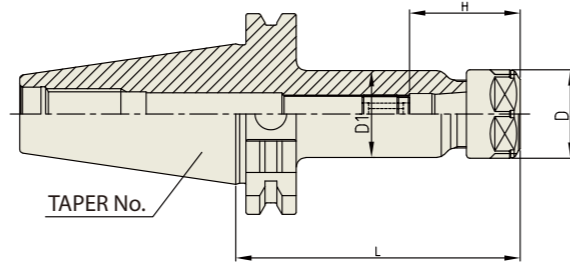


SKA

SK SLIM CHUCK

DIN 69871-SK

SK刀柄



Collet, Nut and spanner, refer to page 199-201
筒夹及扳手, 螺帽, 请参阅第199-201页

Unit (单位) : mm

TAPER No. 锥度号	MODEL No. 型号	EDP No.	CLAMPING RANGE 夹持范围	L	D	D1	H	COLLET	WEIGHT 重量(Kg)
40	SK40AD/B-SKA06-60	P2802901	1.8 - 6.0	60	20	19.5	31	SKC6	-
	SK40AD/B-SKA06-90	P2802902	1.8 - 6.0	90	20	19.5	31	SKC6	-
	SK40AD/B-SKA06-120	P2802903	1.8 - 6.0	120	20	19.5	31	SKC6	-
	SK40AD/B-SKA06-150	P2802904	1.8 - 6.0	150	20	19.5	31	SKC6	-
	SK40AD/B-SKA10-90	P2802905	1.8 - 10.0	90	28	27.5	35	SKC10	-
	SK40AD/B-SKA10-120	P2802906	1.8 - 10.0	120	28	27.5	35	SKC10	-
	SK40AD/B-SKA10-150	P2802907	1.8 - 10.0	150	28	27.5	35	SKC10	-
	SK40AD/B-SKA13-90	P2802908	2.75 - 13.0	90	33	33	43.6	SKC13	-
	SK40AD/B-SKA13-120	P2802909	2.75 - 13.0	120	33	33	43.6	SKC13	-
	SK40AD/B-SKA13-150	P2802910	2.75 - 13.0	150	33	33	43.6	SKC13	-
	SK40AD/B-SKA16-90	P2802911	2.75 - 16.0	90	40	40	52	SKC16	-
	SK40AD/B-SKA16-120	P2802912	2.75 - 16.0	120	40	40	52	SKC16	-
	SK40AD/B-SKA16-150	P2802913	2.75 - 16.0	150	40	40	52	SKC16	-
	SK40AD/B-SKA20-90	P2802914	3.5 - 20.0	90	48.5	48.5	59.6	SKC20	-
	SK40AD/B-SKA20-120	P2802915	3.5 - 20.0	120	48.5	48.5	59.6	SKC20	-
	SK40AD/B-SKA20-150	P2802916	3.5 - 20.0	150	48.5	48.5	59.6	SKC20	-
	SK40AD/B-SKA25-90	P2802917	16.0 - 25.4	90	55	55	63.4	SKC25	-
	SK40AD/B-SKA25-120	P2802918	16.0 - 25.4	120	55	55	63.4	SKC25	-
	SK40AD/B-SKA25-150	P2802919	16.0 - 25.4	150	55	55	63.4	SKC25	-

▶ CAT(ANSI B5.50) taper and Inch type products are available.
CAT(ANSI B5.50)锥柄及英制产品可供选择

▶ NEXT PAGE

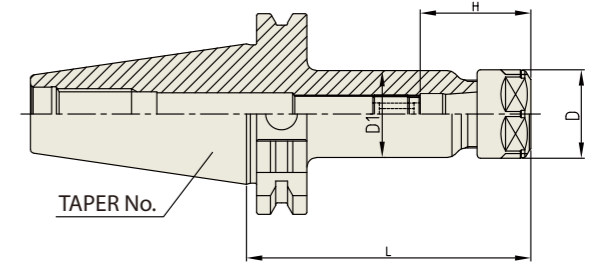


SKA

SK SLIM CHUCK

DIN 69871-SK

SK刀柄



Collet, Nut and spanner, refer to page 199-201
筒夹及扳手, 螺帽, 请参阅第199-201页

Unit (单位) : mm

TAPER No. 锥度号	MODEL No. 型号	EDP No.	CLAMPING RANGE 夹持范围	L	D	D1	H	COLLET	WEIGHT 重量(Kg)
50	SK50AD/B-SKA06-105	P2802920	1.8 - 6.0	105	20	19.5	31	SKC6	-
	SK50AD/B-SKA06-135	P2802921	1.8 - 6.0	135	20	19.5	31	SKC6	-
	SK50AD/B-SKA06-165	P2802922	1.8 - 6.0	165	20	19.5	31	SKC6	-
	SK50AD/B-SKA06-195	P2802923	1.8 - 6.0	195	20	19.5	31	SKC6	-
	SK50AD/B-SKA10-105	P2802924	1.75 - 10.0	105	28	27.5	35	SKC10	-
	SK50AD/B-SKA10-135	P2802925	1.75 - 10.0	135	28	27.5	35	SKC10	-
	SK50AD/B-SKA10-165	P2802926	1.75 - 10.0	165	28	27.5	35	SKC10	-
	SK50AD/B-SKA10-195	P2802927	1.75 - 10.0	195	28	27.5	35	SKC10	-
	SK50AD/B-SKA13-105	P2802928	2.75 - 13.0	105	33	33	43.6	SKC13	-
	SK50AD/B-SKA13-135	P2802929	2.75 - 13.0	135	33	33	43.6	SKC13	-
	SK50AD/B-SKA13-165	P2802930	2.75 - 13.0	165	33	33	43.6	SKC13	-
	SK50AD/B-SKA13-195	P2802931	2.75 - 13.0	195	33	33	43.6	SKC13	-
	SK50AD/B-SKA16-105	P2802932	2.75 - 13.0	105	40	40	52	SKC16	-
	SK50AD/B-SKA16-135	P2802933	2.75 - 13.0	135	40	40	52	SKC16	-
	SK50AD/B-SKA16-165	P2802934	2.75 - 13.0	165	40	40	52	SKC16	-
	SK50AD/B-SKA16-195	P2802935	2.75 - 13.0	195	40	40	52	SKC16	-
	SK50AD/B-SKA20-105	P2802936	3.5 - 20.0	105	48.5	48.5	59.6	SKC20	-
	SK50AD/B-SKA20-135	P2802937	3.5 - 20.0	135	48.5	48.5	59.6	SKC20	-
	SK50AD/B-SKA20-165	P2802938	3.5 - 20.0	165	48.5	48.5	59.6	SKC20	-
	SK50AD/B-SKA20-195	P2802939	3.5 - 20.0	195	48.5	48.5	59.6	SKC20	-
SK50AD/B-SKA25-105	P2802940	16.0 - 25.4	105	55	55	63.4	SKC25	-	
SK50AD/B-SKA25-135	P2802941	16.0 - 25.4	135	55	55	63.4	SKC25	-	
SK50AD/B-SKA25-165	P2802942	16.0 - 25.4	165	55	55	63.4	SKC25	-	
SK50AD/B-SKA25-195	P2802943	16.0 - 25.4	195	55	55	63.4	SKC25	-	

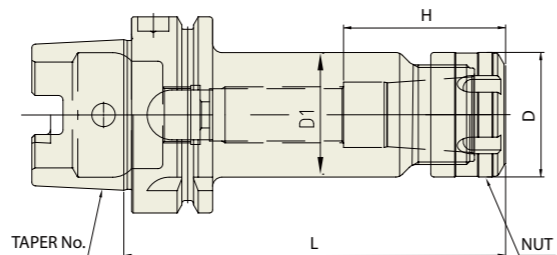
▶ CAT(ANSI B5.50) taper and Inch type products are available.
CAT(ANSI B5.50)锥柄及英制产品可供选择



SKA

SK SLIM CHUCK
SK刀柄

DIN 69893/
ISO 12164-1-HSK FORM A



Collet, Nut and spanner, refer to page 199-201
筒夹及扳手, 螺帽, 请参阅第199-201页

Unit (单位) : mm

TAPER No. 锥度号	MODEL No. 型号	EDP No.	CLAMPING RANGE 夹持范围	L	D	D1	H	COLLET	WEIGHT 重量(Kg)
32A	HSK32A-SKA06-50	P2775860	1.8 - 6.0	50	20	19.5	31	SKC6	0.50
	HSK32A-SKA10-60	P2775861	1.75 - 10.0	60	28	26	35	SKC10	0.70
40A	HSK40A-SKA06-60	P2775862	1.8 - 6.0	60	20	19.5	31	SKC6	0.70
	HSK40A-SKA10-60	P2775863	1.75 - 10.0	60	28	27.5	35	SKC10	0.90
50A	HSK40A-SKA13-80	P2775864	2.75 - 13.0	80	33	33	43.6	SKC13	1.00
	HSK50A-SKA06-80	P2775865	1.8 - 6.0	80	20	19.5	31	SKC6	0.90
63A	HSK50A-SKA10-100	P2775866	1.75 - 10.0	100	28	27.5	35	SKC10	1.10
	HSK50A-SKA13-100	P2775867	2.75 - 13.0	100	33	33	43.6	SKC13	1.20
80A	HSK63A-SKA06-100	P2775868	1.8 - 6.0	100	20	19.5	31	SKC6	1.40
	HSK63A-SKA10-100	P2775869	1.75 - 10.0	100	28	27.5	35	SKC10	1.60
100A	HSK63A-SKA13-100	P2775870	2.75 - 13.0	100	33	33	43.6	SKC13	1.70
	HSK63A-SKA16-120	P2775871	2.75 - 16.0	120	40	40	52	SKC16	1.70
100A	HSK63A-SKA20-120	P2775872	3.5 - 20.0	120	48.5	48.5	59.6	SKC20	2.10
	HSK63A-SKA25-150	P2775873	16.0 - 25.4	150	55	55	63.4	SKC25	2.40
100A	HSK80A-SKA06-120	P2775893	1.8 - 6.0	120	20	19.5	31	SKC6	1.60
	HSK80A-SKA10-120	P2775875	1.75 - 10.0	120	28	27.5	35	SKC10	1.72
100A	HSK80A-SKA13-120	P2775876	2.75 - 13.0	120	33	33	43.6	SKC13	1.79
	HSK80A-SKA16-120	P2775877	2.75 - 16.0	120	40	40	52	SKC16	1.96
100A	HSK80A-SKA20-130	P2775878	3.5 - 20.0	130	48.5	48.5	59.6	SKC20	2.39
	HSK80A-SKA25-150	P2775879	16.0 - 25.4	150	55	55	63.4	SKC25	2.82
100A	HSK100A-SKA06-120	P2775880	1.8 - 6.0	120	20	19.5	31	SKC6	4.00
	HSK100A-SKA10-150	P2775881	1.75 - 10.0	150	28	27.5	35	SKC10	4.50
100A	HSK100A-SKA13-150	P2775882	2.75 - 13.0	150	33	33	43.6	SKC13	4.60
	HSK100A-SKA16-150	P2775883	2.75 - 16.0	150	40	40	52	SKC16	5.10
100A	HSK100A-SKA20-150	P2775884	3.5 - 20.0	150	48.5	48.5	59.6	SKC20	5.40
	HSK100A-SKA25-160	P2775885	16.0 - 25.4	160	55	55	63.4	SKC25	5.50

DIN 69893/
ISO 12164-1-HSK FORM E

Collet, Nut and spanner, refer to page 199-201
筒夹及扳手, 螺帽, 请参阅第199-201页

Unit (单位) : mm

TAPER No. 锥度号	MODEL No. 型号	EDP No.	CLAMPING RANGE 夹持范围	L	D	D1	H	COLLET	WEIGHT 重量(Kg)
25E	HSK25E-SKA06-45	P2775886	1.8 - 6.0	45	20	19.5	31	SKC6	-
	HSK25E-SKA10-50	P2775887	1.75 - 10.0	50	28	21.5	35	SKC10	-
32E	HSK32E-SKA06-50	P2775888	1.8 - 6.0	50	20	19.5	31	SKC6	0.50
	HSK32E-SKA10-60	P2775889	1.75 - 10.0	60	28	26	35	SKC10	0.70
40E	HSK40E-SKA06-60	P2775890	1.8 - 6.0	60	20	19.5	31	SKC6	0.70
	HSK40E-SKA10-60	P2775891	1.75 - 10.0	60	28	27.5	35	SKC10	0.90
40E	HSK40E-SKA13-80	P2775892	2.75 - 13.0	80	33	33	43.6	SKC13	1.00

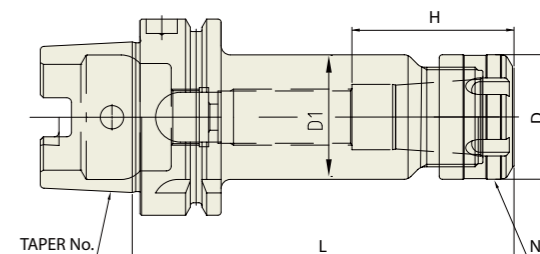
▶ CAT(ANSI B5.50) taper and Inch type products are available. CAT(ANSI B5.50)锥柄及英制产品可供选择



SKA

SK SLIM CHUCK
SK刀柄

DIN 69893/
ISO 12164-1-HSK FORM A



Collet, Nut and spanner, refer to page 199-201
筒夹及扳手, 螺帽, 请参阅第199-201页

Unit (单位) : mm

TAPER No. 锥度号	MODEL No. 型号	EDP No.	CLAMPING RANGE 夹持范围	L	D	D1	H	COLLET	WEIGHT 重量(Kg)
32A	HSK32A-SKA06-50	P2773502	1.8 - 6.0	50	20	19.5	31	SKC6	0.50
	HSK32A-SKA10-60	P2773503	1.75 - 10.0	60	28	26	35	SKC10	0.70
40A	HSK40A-SKA06-60	P2773504	1.8 - 6.0	60	20	19.5	31	SKC6	0.70
	HSK40A-SKA10-60	P2773505	1.75 - 10.0	60	28	27.5	35	SKC10	0.90
50A	HSK40A-SKA13-80	P2773506	2.75 - 13.0	80	33	33	43.6	SKC13	1.00
	HSK50A-SKA06-80	P2773507	1.8 - 6.0	80	20	19.5	31	SKC6	0.90
63A	HSK50A-SKA10-100	P2773508	1.75 - 10.0	100	28	27.5	35	SKC10	1.10
	HSK50A-SKA13-100	P2773509	2.75 - 13.0	100	33	33	43.6	SKC13	1.20
80A	HSK63A-SKA06-100	P2730492	1.8 - 6.0	100	20	19.5	31	SKC6	1.40
	HSK63A-SKA10-100	P2730494	1.75 - 10.0	100	28	27.5	35	SKC10	1.60
100A	HSK63A-SKA13-100	P2773510	2.75 - 13.0	100	33	33	43.6	SKC13	1.70
	HSK63A-SKA16-120	P2730510	2.75 - 16.0	120	40	40	52	SKC16	1.70
100A	HSK63A-SKA20-120	P2730515	3.5 - 20.0	120	48.5	48.5	59.6	SKC20	2.10
	HSK63A-SKA25-150	P2773501	16.0 - 25.4	150	55	55	63.4	SKC25	2.40
100A	HSK80A-SKA06-120	P2773550	1.8 - 6.0	120	20	19.5	31	SKC6	-
	HSK80A-SKA10-120	P2773512	1.75 - 10.0	120	28	27.5	35	SKC10	-
100A	HSK80A-SKA13-120	P2773513	2.75 - 13.0	120	33	33	43.6	SKC13	-
	HSK80A-SKA16-120	P2773514	2.75 - 16.0	120	40	40	52	SKC16	-
100A	HSK80A-SKA20-130	P2773515	3.5 - 20.0	130	48.5	48.5	59.6	SKC20	-
	HSK80A-SKA25-150	P2773516	16.0 - 25.4	150	55	55	63.4	SKC25	-
100A	HSK100A-SKA06-120	P2773517	1.8 - 6.0	120	20	19.5	31	SKC6	4.00
	HSK100A-SKA10-150	P2773518	1.75 - 10.0	150	28	27.5	35	SKC10	4.50
100A	HSK100A-SKA13-150	P2773519	2.75 - 13.0	150	33	33	43.6	SKC13	4.60
	HSK100A-SKA16-150	P2773520	2.75 - 16.0	150	40	40	52	SKC16	5.10
100A	HSK100A-SKA20-150	P2773521	3.5 - 20.0	150	48.5	48.5	59.6	SKC20	5.40
	HSK100A-SKA25-160	P2773522	16.0 - 25.4	160	55	55	63.4	SKC25	5.50

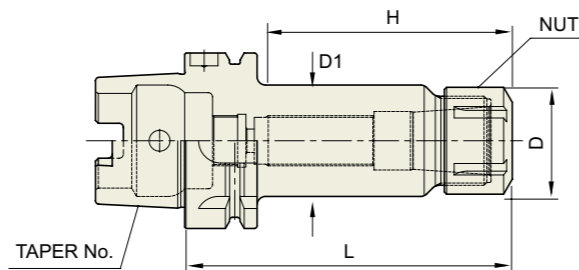
▶ CAT(ANSI B5.50) taper and Inch type products are available.
CAT(ANSI B5.50)锥柄及英制产品可供选择



SKA

SK SLIM CHUCK
SK刀柄

DIN 69893/
ISO 12164-1-HSK FORM E



Collet, Nut and spanner, refer to page 199-201
筒夹及扳手, 螺帽, 请参阅第199-201页

Unit (单位) : mm

TAPER No. 锥度号	MODEL No. 型号	EDP No.	CLAMPING RANGE 夹持范围	L	D	D1	H	COLLET	WEIGHT 重量(Kg)
25E	HSK25E-SKA06-45	P2773523	1.8 - 6.0	45	20	19.5	31	SKC6	-
	HSK25E-SKA10-50	P2773524	1.75 - 10.0	50	28	21.5	35	SKC10	-
32E	HSK32E-SKA06-50	P2773525	1.8 - 6.0	50	20	19.5	31	SKC6	0.50
	HSK32E-SKA10-60	P2773526	1.75 - 10.0	60	28	26	35	SKC10	0.70
40E	HSK40E-SKA06-60	P2773527	1.8 - 6.0	60	20	19.5	31	SKC6	0.70
	HSK40E-SKA10-60	P2773528	1.75 - 10.0	60	28	27.5	35	SKC10	0.90
	HSK40E-SKA13-80	P2773529	2.75 - 13.0	80	33	33	43.6	SKC13	1.00

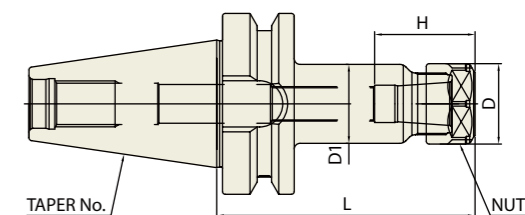
► CAT(ANSI B5.50) taper and Inch type products are available.
CAT(ANSI B5.50)锥柄及英制产品可供选择



SKA

SK SLIM CHUCK
SK刀柄

CBT
(BT DUAL CONTACT)



Collet, Nut and spanner, refer to page 199-201
筒夹及扳手, 螺帽, 请参阅第199-201页

Unit (单位) : mm

TAPER No. 锥度号	MODEL No. 型号	EDP No.	CLAMPING RANGE 夹持范围	L	D	D1	H	COLLET	WEIGHT 重量(Kg)
30	CBT30-SKA06-60	P2775701	1.8 - 6.0	60	20	19.5	31	SKC6	0.70
	CBT30-SKA06-90	P2775702	1.8 - 6.0	90	20	19.5	31	SKC6	0.80
	CBT30-SKA10-60	P2775703	1.75 - 10.0	60	28	27.5	35	SKC10	0.90
	CBT30-SKA10-90	P2775704	1.75 - 10.0	90	28	27.5	35	SKC10	1.00
	CBT30-SKA13-60	P2775705	2.75 - 13.0	60	33	33	43.6	SKC13	1.00
	CBT30-SKA13-90	P2775706	2.75 - 13.0	90	33	33	43.6	SKC13	1.10
	CBT30-SKA16-60	P2775707	2.75 - 16.0	60	40	40	52	SKC16	1.10
	CBT30-SKA16-90	P2775708	2.75 - 16.0	90	40	40	52	SKC16	1.20
	CBT30-SKA20-60	P2775709	3.5 - 20.0	60	48.5	40	59.6	SKC20	1.30
	CBT30-SKA20-90	P2775710	3.5 - 20.0	90	48.5	40	59.6	SKC20	1.40
	CBT30-SKA25-90	P2775711	16.0 - 25.4	90	55	45	63.4	SKC25	1.50
	40	CBT40-SKA06-90	P2775712	1.8 - 6.0	90	20	19.5	31	SKC6
CBT40-SKA06-120		P2775713	1.8 - 6.0	120	20	19.5	31	SKC6	1.40
CBT40-SKA06-150		P2775714	1.8 - 6.0	150	20	19.5	31	SKC6	1.50
CBT40-SKA10-90		P2775715	1.75 - 10.0	90	28	27.5	35	SKC10	1.20
CBT40-SKA10-120		P2775716	1.75 - 10.0	120	28	27.5	35	SKC10	1.40
CBT40-SKA10-150		P2775717	1.75 - 10.0	150	28	27.5	35	SKC10	1.60
CBT40-SKA13-90		P2775718	2.75 - 13.0	90	33	33	43.6	SKC13	1.40
CBT40-SKA13-120		P2775719	2.75 - 13.0	120	33	33	43.6	SKC13	1.60
CBT40-SKA13-150		P2775720	2.75 - 13.0	150	33	33	43.6	SKC13	1.80
CBT40-SKA16-90		P2775721	2.75 - 16.0	90	40	40	52	SKC16	1.50
CBT40-SKA16-120		P2775722	2.75 - 16.0	120	40	40	52	SKC16	1.70
CBT40-SKA16-150		P2775723	2.75 - 16.0	150	40	40	52	SKC16	1.90
CBT40-SKA20-90		P2775724	3.5 - 20.0	90	48.5	48.5	59.6	SKC20	1.60
CBT40-SKA20-120		P2775725	3.5 - 20.0	120	48.5	48.5	59.6	SKC20	2.00
CBT40-SKA20-150		P2775726	3.5 - 20.0	150	48.5	48.5	59.6	SKC20	2.40
CBT40-SKA25-90	P2775727	16.0 - 25.4	90	55	55	63.4	SKC25	1.80	
CBT40-SKA25-120	P2775728	16.0 - 25.4	120	55	55	63.4	SKC25	2.00	
CBT40-SKA25-150	P2775729	16.0 - 25.4	150	55	55	63.4	SKC25	2.30	

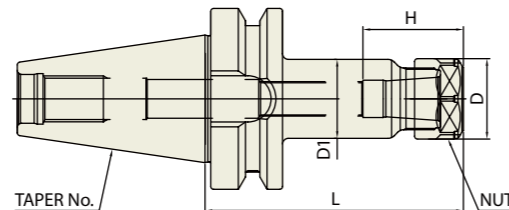
► CAT(ANSI B5.50) taper and Inch type products are available.
CAT(ANSI B5.50)锥柄及英制产品可供选择



SKA

SK SLIM CHUCK
SK刀柄

CBT
(BT DUAL CONTACT)



Collet, Nut and spanner, refer to page 199-201
筒夹及扳手, 螺帽, 请参阅第199-201页

Unit (单位) : mm

TAPER No. 锥度号	MODEL No. 型号	EDP No.	CLAMPING RANGE 夹持范围	L	D	D1	H	COLLET	WEIGHT 重量(Kg)
50	CBT50-SKA06-105	P2775730	1.8 - 6.0	105	20	19.5	31	SKC6	3.80
	CBT50-SKA06-135	P2775731	1.8 - 6.0	135	20	19.5	31	SKC6	3.90
	CBT50-SKA06-165	P2775732	1.8 - 6.0	165	20	19.5	31	SKC6	4.00
	CBT50-SKA06-195	P2775733	1.8 - 6.0	195	20	19.5	31	SKC6	4.20
	CBT50-SKA10-105	P2775734	1.75 - 10.0	105	28	27.5	35	SKC10	4.20
	CBT50-SKA10-135	P2775735	1.75 - 10.0	135	28	27.5	35	SKC10	4.40
	CBT50-SKA10-165	P2775736	1.75 - 10.0	165	28	27.5	35	SKC10	4.60
	CBT50-SKA10-195	P2775737	1.75 - 10.0	195	28	27.5	35	SKC10	4.80
	CBT50-SKA13-105	P2775738	2.75 - 13.0	105	33	33	43.6	SKC13	4.50
	CBT50-SKA13-135	P2775739	2.75 - 13.0	135	33	33	43.6	SKC13	4.70
	CBT50-SKA13-165	P2775740	2.75 - 13.0	165	33	33	43.6	SKC13	4.90
	CBT50-SKA13-195	P2775741	2.75 - 13.0	195	33	33	43.6	SKC13	5.20
	CBT50-SKA16-105	P2775742	2.75 - 16.0	105	40	40	52	SKC16	4.70
	CBT50-SKA16-135	P2775743	2.75 - 16.0	135	40	40	52	SKC16	4.90
	CBT50-SKA16-165	P2775744	2.75 - 16.0	165	40	40	52	SKC16	5.10
	CBT50-SKA16-195	P2775745	2.75 - 16.0	195	40	40	52	SKC16	5.50
	CBT50-SKA20-105	P2775746	3.5 - 20.0	105	48.5	48.5	59.6	SKC20	4.30
	CBT50-SKA20-135	P2775747	3.5 - 20.0	135	48.5	48.5	59.6	SKC20	4.60
CBT50-SKA20-165	P2775748	3.5 - 20.0	165	48.5	48.5	59.6	SKC20	5.00	
CBT50-SKA20-195	P2775749	3.5 - 20.0	195	48.5	48.5	59.6	SKC20	5.40	
CBT50-SKA25-105	P2775750	16.0 - 25.4	105	55	55	63.4	SKC25	5.20	
CBT50-SKA25-135	P2775751	16.0 - 25.4	135	55	55	63.4	SKC25	5.40	
CBT50-SKA25-165	P2775752	16.0 - 25.4	165	55	55	63.4	SKC25	5.60	
CBT50-SKA25-195	P2775753	16.0 - 25.4	195	55	55	63.4	SKC25	6.00	

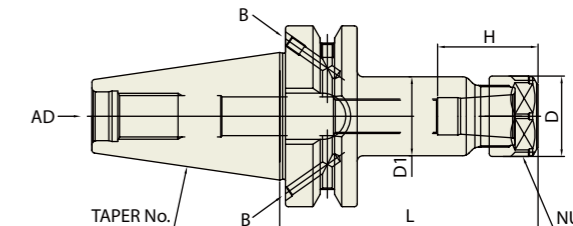
▶ CAT(ANSI B5.50) taper and Inch type products are available.
CAT(ANSI B5.50)锥柄及英制产品可供选择



SKA

SK SLIM CHUCK
SK刀柄

JIS B6339/
MAS 403-BT



Collet, Nut and spanner, refer to page 199-201
筒夹及扳手, 螺帽, 请参阅第199-201页

Unit (单位) : mm

TAPER No. 锥度号	MODEL No. 型号	EDP No.	CLAMPING RANGE 夹持范围	L	D	D1	H	COLLET	WEIGHT 重量(Kg)
30	BT30-SKA06-60	P2775754A	1.8 - 6.0	60	20	19.5	31	SKC6	0.70
	BT30-SKA06-90	P2775755A	1.8 - 6.0	90	20	19.5	31	SKC6	0.80
	BT30-SKA10-60	P2775756A	1.75 - 10.0	60	28	27.5	35	SKC10	0.90
	BT30-SKA10-90	P2775757A	1.75 - 10.0	90	28	27.5	35	SKC10	1.00
	BT30-SKA13-60	P2775758A	2.75 - 13.0	60	33	33	43.6	SKC13	1.00
	BT30-SKA13-90	P2775759A	2.75 - 13.0	90	33	33	43.6	SKC13	1.10
	BT30-SKA16-60	P2775760A	2.75 - 16.0	60	40	40	52	SKC16	1.10
	BT30-SKA16-90	P2775761A	2.75 - 16.0	90	40	40	52	SKC16	1.20
	BT30-SKA20-60	P2775762A	3.5 - 20.0	60	40	48.5	59.6	SKC20	1.30
	BT30-SKA20-90	P2775763A	3.5 - 20.0	90	40	48.5	59.6	SKC20	1.40
	BT30-SKA25-90	P2775764A	16.0 - 25.4	90	45	55	63.4	SKC25	1.50
	BT40AD/B-SKA06-90	P2775765	1.8 - 6.0	90	20	19.5	31	SKC6	1.10
	BT40AD/B-SKA06-120	P2775766	1.8 - 6.0	120	20	19.5	31	SKC6	1.40
	BT40AD/B-SKA06-150	P2775767	1.8 - 6.0	150	20	19.5	31	SKC6	1.50
	BT40AD/B-SKA10-90	P2775768	1.75 - 10.0	90	28	27.5	35	SKC10	1.20
	BT40AD/B-SKA10-120	P2775769	1.75 - 10.0	120	28	27.5	35	SKC10	1.40
	BT40AD/B-SKA10-150	P2775770	1.75 - 10.0	150	28	27.5	35	SKC10	1.60
	BT40AD/B-SKA13-90	P2775771	2.75 - 13.0	90	33	33	43.6	SKC13	1.40
BT40AD/B-SKA13-120	P2775772	2.75 - 13.0	120	33	33	43.6	SKC13	1.60	
BT40AD/B-SKA13-150	P2775773	2.75 - 13.0	150	33	33	43.6	SKC13	1.80	
BT40AD/B-SKA16-90	P2775774	2.75 - 16.0	90	40	40	52	SKC16	1.50	
BT40AD/B-SKA16-120	P2775775	2.75 - 16.0	120	40	40	52	SKC16	1.70	
BT40AD/B-SKA16-150	P2775776	2.75 - 16.0	150	40	40	52	SKC16	1.90	
BT40AD/B-SKA20-90	P2775777	3.5 - 20.0	90	48.5	48.5	59.6	SKC20	1.60	
BT40AD/B-SKA20-120	P2775778	3.5 - 20.0	120	48.5	48.5	59.6	SKC20	2.00	
BT40AD/B-SKA20-150	P2775779	3.5 - 20.0	150	48.5	48.5	59.6	SKC20	2.40	
BT40AD/B-SKA25-90	P2775780	16.0 - 25.4	90	55	55	63.4	SKC25	1.80	
BT40AD/B-SKA25-120	P2775781	16.0 - 25.4	120	55	55	63.4	SKC25	2.00	
BT40AD/B-SKA25-150	P2775782	16.0 - 25.4	150	55	55	63.4	SKC25	2.30	

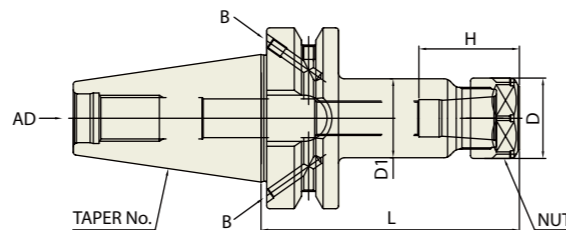
▶ CAT(ANSI B5.50) taper and Inch type products are available.
CAT(ANSI B5.50)锥柄及英制产品可供选择



SKA

SK SLIM CHUCK
SK刀柄

JIS B6339/
MAS 403-BT



Collet, Nut and spanner, refer to page 199-201
筒夹及扳手, 螺帽, 请参阅第199-201页

Unit (单位) : mm

TAPER No. 锥度号	MODEL No. 型号	EDP No.	CLAMPING RANGE 夹持范围	L	D	D1	H	COLLET	WEIGHT 重量(Kg)
50	BT50AD/B-SKA06-105	P2775783	1.8 - 6.0	105	20	19.5	31	SKC6	3.80
	BT50AD/B-SKA06-135	P2775784	1.8 - 6.0	135	20	19.5	31	SKC6	3.90
	BT50AD/B-SKA06-165	P2775785	1.8 - 6.0	165	20	19.5	31	SKC6	4.00
	BT50AD/B-SKA06-195	P2775786	1.8 - 6.0	195	20	19.5	31	SKC6	4.20
	BT50AD/B-SKA10-105	P2775787	1.75 - 10.0	105	28	27.5	35	SKC10	4.20
	BT50AD/B-SKA10-135	P2775788	1.75 - 10.0	135	28	27.5	35	SKC10	4.40
	BT50AD/B-SKA10-165	P2775789	1.75 - 10.0	165	28	27.5	35	SKC10	4.60
	BT50AD/B-SKA10-195	P2775790	1.75 - 10.0	195	28	27.5	35	SKC10	4.80
	BT50AD/B-SKA13-105	P2775791	2.75 - 13.0	105	33	33	43.6	SKC13	4.50
	BT50AD/B-SKA13-135	P2775792	2.75 - 13.0	135	33	33	43.6	SKC13	4.70
	BT50AD/B-SKA13-165	P2775793	2.75 - 13.0	165	33	33	43.6	SKC13	4.90
	BT50AD/B-SKA13-195	P2775794	2.75 - 13.0	195	33	33	43.6	SKC13	5.20
	BT50AD/B-SKA16-105	P2775795	2.75 - 16.0	105	40	40	52	SKC16	4.70
	BT50AD/B-SKA16-135	P2775796	2.75 - 16.0	135	40	40	52	SKC16	4.90
	BT50AD/B-SKA16-165	P2775797	2.75 - 16.0	165	40	40	52	SKC16	5.10
	BT50AD/B-SKA16-195	P2775798	2.75 - 16.0	195	40	40	52	SKC16	5.50
	BT50AD/B-SKA20-105	P2775799	3.5 - 20.0	105	48.5	48.5	59.6	SKC20	4.30
	BT50AD/B-SKA20-135	P2775800	3.5 - 20.0	135	48.5	48.5	59.6	SKC20	4.60
BT50AD/B-SKA20-165	P2775801	3.5 - 20.0	165	48.5	48.5	59.6	SKC20	5.00	
BT50AD/B-SKA20-195	P2775802	3.5 - 20.0	195	48.5	48.5	59.6	SKC20	5.40	
BT50AD/B-SKA25-105	P2775803	16.0 - 25.4	105	55	55	63.4	SKC25	5.20	
BT50AD/B-SKA25-135	P2775804	16.0 - 25.4	135	55	55	63.4	SKC25	5.40	
BT50AD/B-SKA25-165	P2775805	16.0 - 25.4	165	55	55	63.4	SKC25	5.60	
BT50AD/B-SKA25-195	P2775806	16.0 - 25.4	195	55	55	63.4	SKC25	6.00	

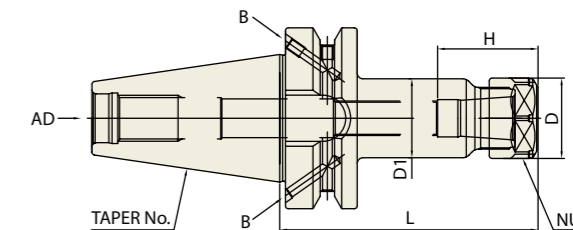
▶ CAT(ANSI B5.50) taper and Inch type products are available.
CAT(ANSI B5.50)锥柄及英制产品可供选择



SKA

SK SLIM CHUCK
SK刀柄

JIS B6339/
MAS 403-BT



Collet, Nut and spanner, refer to page 199-201
筒夹及扳手, 螺帽, 请参阅第199-201页

Unit (单位) : mm

TAPER No. 锥度号	MODEL No. 型号	EDP No.	CLAMPING RANGE 夹持范围	L	D	D1	H	COLLET	WEIGHT 重量(Kg)	
30	BT30-SKA06-60	P2775807	1.8 - 6.0	60	20	19.5	31	SKC6	0.70	
	BT30-SKA06-90	P2775808	1.8 - 6.0	90	20	19.5	31	SKC6	0.80	
	BT30-SKA10-60	P2775809	1.75 - 10.0	60	28	27.5	35	SKC10	0.90	
	BT30-SKA10-90	P2775810	1.75 - 10.0	90	28	27.5	35	SKC10	1.00	
	BT30-SKA13-60	P2775811	2.75 - 13.0	60	33	33	43.6	SKC13	1.00	
	BT30-SKA13-90	P2775812	2.75 - 13.0	90	33	33	43.6	SKC13	1.10	
	BT30-SKA16-60	P2775813	2.75 - 16.0	60	40	40	52	SKC16	1.10	
	BT30-SKA16-90	P2775814	2.75 - 16.0	90	40	40	52	SKC16	1.20	
	BT30-SKA20-60	P2775815	3.5 - 20.0	60	48.5	40	59.6	SKC20	1.30	
	BT30-SKA20-90	P2775816	3.5 - 20.0	90	48.5	40	59.6	SKC20	1.40	
	BT30-SKA25-90	P2775817	16.0 - 25.4	90	55	45	63.4	SKC25	1.50	
	40	BT40-SKA06-90	P2775818	1.8 - 6.0	90	20	19.5	31	SKC6	1.10
		BT40-SKA06-120	P2775819	1.8 - 6.0	120	20	19.5	31	SKC6	1.40
		BT40-SKA06-150	P2775820	1.8 - 6.0	150	20	19.5	31	SKC6	1.50
		BT40-SKA10-90	P2775821	1.75 - 10.0	90	28	27.5	35	SKC10	1.20
		BT40-SKA10-120	P2775822	1.75 - 10.0	120	28	27.5	35	SKC10	1.40
		BT40-SKA10-150	P2775823	1.75 - 10.0	150	28	27.5	35	SKC10	1.60
		BT40-SKA13-90	P2775824	2.75 - 13.0	90	33	33	43.6	SKC13	1.40
BT40-SKA13-120		P2775825	2.75 - 13.0	120	33	33	43.6	SKC13	1.60	
BT40-SKA13-150		P2775826	2.75 - 13.0	150	33	33	43.6	SKC13	1.80	
BT40-SKA16-90		P2775827	2.75 - 16.0	90	40	40	52	SKC16	1.50	
BT40-SKA16-120		P2775828	2.75 - 16.0	120	40	40	52	SKC16	1.70	
BT40-SKA16-150		P2775829	2.75 - 16.0	150	40	40	52	SKC16	1.90	
BT40-SKA20-90		P2775830	3.5 - 20.0	90	48.5	48.5	59.6	SKC20	1.60	
BT40-SKA20-120		P2775831	3.5 - 20.0	120	48.5	48.5	59.6	SKC20	2.00	
BT40-SKA20-150		P2775832	3.5 - 20.0	150	48.5	48.5	59.6	SKC20	2.40	
BT40-SKA25-90		P2775833	16.0 - 25.4	90	55	55	63.4	SKC25	1.80	
BT40-SKA25-120		P2775834	16.0 - 25.4	120	55	55	63.4	SKC25	2.00	
BT40-SKA25-150		P2775835	16.0 - 25.4	150	55	55	63.4	SKC25	2.30	

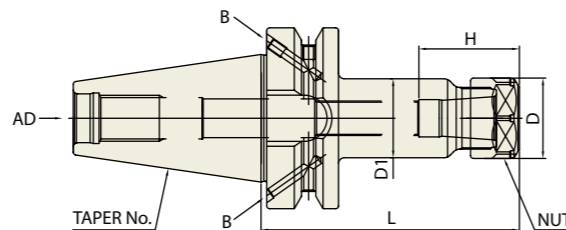
▶ CAT(ANSI B5.50) taper and Inch type products are available.
CAT(ANSI B5.50)锥柄及英制产品可供选择



SKA

SK SLIM CHUCK
SK刀柄

JIS B6339/
MAS 403-BT



Collet, Nut and spanner, refer to page 199-201
筒夹及扳手, 螺帽, 请参阅第199-201页

Unit (单位) : mm

TAPER No. 锥度号	MODEL No. 型号	EDP No.	CLAMPING RANGE 夹持范围	L	D	D1	H	COLLET	WEIGHT 重量(Kg)
50	BT50-SKA06-105	P2775836	1.8 - 6.0	105	20	19.5	31	SKC6	3.80
	BT50-SKA06-135	P2775837	1.8 - 6.0	135	20	19.5	31	SKC6	3.90
	BT50-SKA06-165	P2775838	1.8 - 6.0	165	20	19.5	31	SKC6	4.00
	BT50-SKA06-195	P2775839	1.8 - 6.0	195	20	19.5	31	SKC6	4.20
	BT50-SKA10-105	P2775840	1.75 - 10.0	105	28	27.5	35	SKC10	4.20
	BT50-SKA10-135	P2775841	1.75 - 10.0	135	28	27.5	35	SKC10	4.40
	BT50-SKA10-165	P2775842	1.75 - 10.0	165	28	27.5	35	SKC10	4.60
	BT50-SKA10-195	P2775843	1.75 - 10.0	195	28	27.5	35	SKC10	4.80
	BT50-SKA13-105	P2775844	2.75 - 13.0	105	33	33	43.6	SKC13	4.50
	BT50-SKA13-135	P2775845	2.75 - 13.0	135	33	33	43.6	SKC13	4.70
	BT50-SKA13-165	P2775846	2.75 - 13.0	165	33	33	43.6	SKC13	4.90
	BT50-SKA13-195	P2775847	2.75 - 13.0	195	33	33	43.6	SKC13	5.20
	BT50-SKA16-105	P2775848	2.75 - 16.0	105	40	40	52	SKC16	4.70
	BT50-SKA16-135	P2775849	2.75 - 16.0	135	40	40	52	SKC16	4.90
	BT50-SKA16-165	P2775850	2.75 - 16.0	165	40	40	52	SKC16	5.10
	BT50-SKA16-195	P2775851	2.75 - 16.0	195	40	40	52	SKC16	5.50
	BT50-SKA20-105	P2775852	3.5 - 20.0	105	48.5	48.5	59.6	SKC20	4.30
	BT50-SKA20-135	P2775853	3.5 - 20.0	135	48.5	48.5	59.6	SKC20	4.60
	BT50-SKA20-165	P2775854	3.5 - 20.0	165	48.5	48.5	59.6	SKC20	5.00
	BT50-SKA20-195	P2775855	3.5 - 20.0	195	48.5	48.5	59.6	SKC20	5.40
BT50-SKA25-105	P2775856	16.0 - 25.4	105	55	55	63.4	SKC25	5.20	
BT50-SKA25-135	P2775857	16.0 - 25.4	135	55	55	63.4	SKC25	5.40	
BT50-SKA25-165	P2775858	16.0 - 25.4	165	55	55	63.4	SKC25	5.60	
BT50-SKA25-195	P2775859	16.0 - 25.4	195	55	55	63.4	SKC25	6.00	

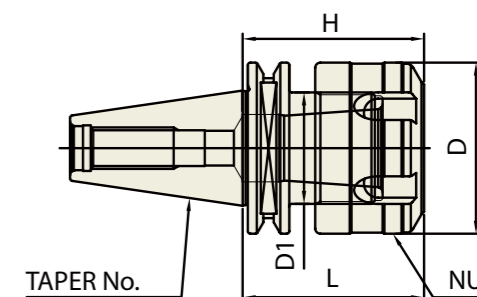
► CAT(ANSI B5.50) taper and Inch type products are available.
CAT(ANSI B5.50)锥柄及英制产品可供选择



SKA

SK SLIM CHUCK
SK刀柄

ISO 20/25



Unit (单位) : mm

TAPER No. 锥度号	MODEL No. 型号	EDP No.	CLAMPING RANGE 夹持范围	L	D	D1	H	COLLET	WEIGHT 重量(Kg)
20	ISO20-SKA10-35	P2773530	1.75 - 10.0	35	33	21.5	35	SKC10	0.50
25	ISO25-SKA10-35	P2773531	1.75 - 10.0	35	33	21.5	35	SKC10	0.70

► Higher balancing grade is available upon request.
可根据要求提供高动平衡等级

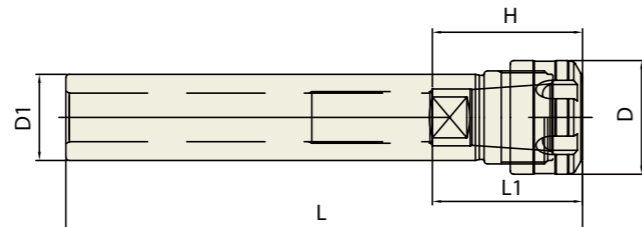
► To be supplied with assembling of pull stud bolt.
可供应拉丁组装型产品



SKA

SK SLIM CHUCK
SK刀柄

STRAIGHT-K



Collet, Nut and spanner, refer to page 199-201
筒夹及扳手, 螺帽, 请参阅第199-201页

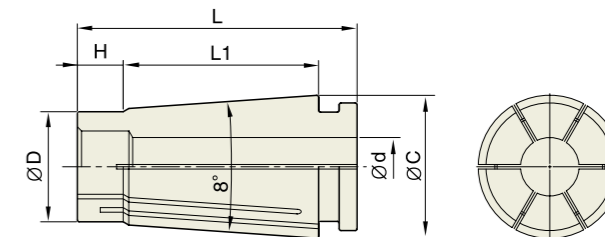
Unit (单位) : mm

TAPER No. 锥度号	MODEL No. 型号	EDP No.	CLAMPING RANGE 夹持范围	L	L1	D	D1	H	COLLET	WEIGHT 重量(Kg)
20	K20-SKA06-100	P2773532	1.8 - 6.0	100	21 - 35	20	20	31	SKC6	0.20
	K20-SKA06-140	P2773533	1.8 - 6.0	140	21 - 35	20	20	31	SKC6	0.30
	K20-SKA10-100	P2773534	1.75 - 10.0	100	30 - 50	28	20	35	SKC10	0.20
	K20-SKA10-140	P2773535	1.75 - 10.0	140	30 - 50	28	20	35	SKC10	0.30
25	K25-SKA06-100	P2773536	1.8 - 6.0	100	21 - 35	20	25	31	SKC6	0.30
	K25-SKA06-140	P2773537	1.8 - 6.0	140	21 - 35	20	25	31	SKC6	0.50
	K25-SKA10-100	P2773538	1.75 - 10.0	100	30 - 50	28	25	35	SKC10	0.30
	K25-SKA10-150	P2773539	1.75 - 10.0	150	30 - 50	28	25	35	SKC10	0.50
32	K25-SKA13-100	P2773540	2.75 - 13.0	100	31 - 65	33	25	43.6	SKC13	0.40
	K25-SKA13-150	P2773541	2.75 - 13.0	150	31 - 65	33	25	43.6	SKC13	0.60
	K32-SKA10-100	P2773542	1.75 - 10.0	100	30 - 50	28	32	35	SKC10	0.50
	K32-SKA10-150	P2773543	1.75 - 10.0	150	30 - 50	28	32	35	SKC10	0.70
	K32-SKA13-100	P2773544	2.75 - 13.0	100	31 - 65	33	32	43.6	SKC13	1.00
	K32-SKA13-150	P2773545	2.75 - 13.0	150	31 - 65	33	32	43.6	SKC13	1.20
	K32-SKA16-100	P2773546	2.75 - 16.0	100	40 - 70	40	32	52	SKC16	1.00
	K32-SKA16-150	P2773547	2.75 - 16.0	150	40 - 70	40	32	52	SKC16	1.20
32	K32-SKA20-100	P2773548	3.5 - 20.0	100	47 - 80	48.5	32	59.6	SKC20	1.10
	K32-SKA20-150	P2773549	3.5 - 20.0	150	47 - 80	48.5	32	59.6	SKC20	1.30



SKC

SK COLLET
SK筒夹



◇ T.I.R : ≤0.005mm at 3D

Unit (单位) : mm

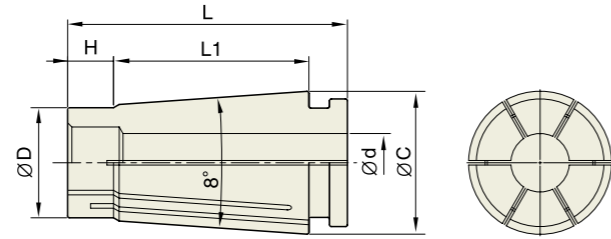
TYPE 型号	MODEL No. 型号	EDP No.	CLAMPING RANGE 夹持范围 (d)	TYPE	MODEL No. 型号	EDP No.	CLAMPING RANGE 夹持范围 (d)	TYPE	MODEL No. 型号	EDP No.	CLAMPING RANGE 夹持范围 (d)
SKC6	SKC6-2	P2730780	1.8 - 2.0	SKC10	SKC10-2	P2730790	1.75 - 2.0	SKC13	SKC13-3	P2773656	2.75 - 3.0
	SKC6-2.5	P2773601	2.3 - 2.5		SKC10-2.5	P2773605	2.25 - 2.5		SKC13-3.5	P2773657	3.0 - 3.5
	SKC6-3	P2730782	2.8 - 3.0		SKC10-3	P2730791	2.75 - 3.0		SKC13-4	P2773658	3.5 - 4.0
	SKC6-3.5	P2773602	3.0 - 3.5		SKC10-3.5	P2773606	3.0 - 3.5		SKC13-4.5	P2773659	4.0 - 4.5
	SKC6-4	P2730784	3.5 - 4.0		SKC10-4	P2730792	3.5 - 4.0		SKC13-5	P2773660	4.5 - 5.0
	SKC6-4.5	P2773603	4.0 - 4.5		SKC10-4.5	P2773607	4.0 - 4.5		SKC13-5.5	P2773661	5.0 - 5.5
SKC10	SKC6-5	P2730786	4.5 - 5.0	SKC10-5	P2730793	4.5 - 5.0	SKC13-6	P2773662	5.5 - 6.0		
	SKC6-5.5	P2773604	5.0 - 5.5	SKC10-5.5	P2773608	5.0 - 5.5	SKC13-6.5	P2773663	6.0 - 6.5		
	SKC6-6	P2730788	5.5 - 6.0	SKC10-6	P2730794	5.5 - 6.0	SKC13-7	P2773664	6.5 - 7.0		
				SKC10-6.5	P2773609	6.0 - 6.5	SKC13-7.5	P2773665	7.0 - 7.5		
				SKC10-7	P2730795	6.5 - 7.0	SKC13-8	P2773666	7.5 - 8.0		
				SKC10-7.5	P2773610	7.0 - 7.5	SKC13-8.5	P2773667	8.0 - 8.5		
				SKC10-8	P2730796	7.5 - 8.0	SKC13-9	P2773668	8.5 - 9.0		
				SKC10-8.5	P2773611	8.0 - 8.5	SKC13-9.5	P2773669	9.0 - 9.5		
				SKC10-9	P2730797	8.5 - 9.0	SKC13-10	P2773670	9.5 - 10.0		
				SKC10-9.5	P2773612	9.0 - 9.5	SKC13-10.5	P2773671	10.0 - 10.5		
			SKC10-10	P2730798	9.5 - 10.0	SKC13-11	P2773672	10.5 - 11.0			
						SKC13-11.5	P2773673	11.0 - 11.5			
						SKC13-12	P2773674	11.5 - 12.0			
						SKC13-12.5	P2773675	12.0 - 12.5			
						SKC13-13	P2773676	12.5 - 13.0			

SKC COLLET DIMENSION SKC夹头尺寸

Unit (单位) : mm

TYPE 型号	D	L	L1	H	C	WEIGHT 重量(Kg)
SKC6	7.5	25.7	17.6	3.8	10	0.03
SKC10	12	32	21.3	5	15	0.04
SKC13	15.4	39	28.3	5.5	20	
SKC16	18.8	46	32	8	24	0.06
SKC20	22.5	54.2	41	8	29	
SKC25	28.9	58.2	43	8.5	35	0.10

SK COLLET
SK筒夹

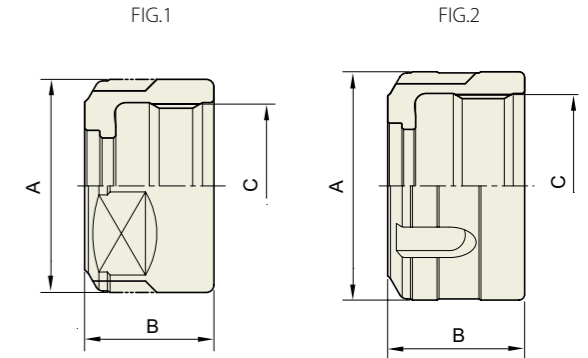


◇ T.I.R : ≤0.005mm at 3D

Unit (单位) : mm

TYPE 型号	MODEL No. 型号	EDP No.	CLAMPING RANGE 夹持范围 (d)	TYPE 型号	MODEL No. 型号	EDP No.	CLAMPING RANGE 夹持范围 (d)	TYPE 型号	MODEL No. 型号	EDP No.	CLAMPING RANGE 夹持范围 (d)
SKC16	SKC16-3	P2730810	2.75 - 3.0	SKC20	SKC20-4	P2730830	3.5 - 4.0	SKC25	SKC25-16.5	P2773677	16.0 - 16.5
	SKC16-3.5	P2773613	3.0 - 3.5		SKC20-4.5	P2773632	4.0 - 4.5		SKC25-17	P2773678	16.5 - 17.0
	SKC16-4	P2730812	3.5 - 4.0		SKC20-5	P2773633	4.5 - 5.0		SKC25-17.5	P2773679	17.0 - 17.5
	SKC16-4.5	P2773614	4.0 - 4.5		SKC20-5.5	P2773634	5.0 - 5.5		SKC25-18	P2773680	17.5 - 18.0
	SKC16-5	P2773615	4.5 - 5.0		SKC20-6	P2730832	5.5 - 6.0		SKC25-18.5	P2773681	18.0 - 18.5
	SKC16-5.5	P2773616	5.0 - 5.5		SKC20-6.5	P2773635	6.0 - 6.5		SKC25-19	P2773682	18.5 - 19.0
	SKC16-6	P2730814	5.5 - 6.0		SKC20-7	P2773636	6.5 - 7.0		SKC25-19.5	P2773683	19.0 - 19.5
	SKC16-6.5	P2773617	6.0 - 6.5		SKC20-7.5	P2773637	7.0 - 7.5		SKC25-20	P2773684	19.5 - 20.0
	SKC16-7	P2773618	6.5 - 7.0		SKC20-8	P2730834	7.5 - 8.0		SKC25-20.5	P2773685	20.0 - 20.5
	SKC16-7.5	P2773619	7.0 - 7.5		SKC20-8.5	P2773638	8.0 - 8.5		SKC25-21	P2773686	20.5 - 21.0
	SKC16-8	P2730816	7.5 - 8.0		SKC20-9	P2773639	8.5 - 9.0		SKC25-21.5	P2773687	21.0 - 21.5
	SKC16-8.5	P2773620	8.0 - 8.5		SKC20-9.5	P2773640	9.0 - 9.5		SKC25-22	P2773688	21.5 - 22.0
	SKC16-9	P2773621	8.5 - 9.0		SKC20-10	P2730836	9.5 - 10.0		SKC25-22.5	P2773689	22.0 - 22.5
	SKC16-9.5	P2773622	9.0 - 9.5		SKC20-10.5	P2773641	10.0 - 10.5		SKC25-23	P2773690	22.5 - 23.0
	SKC16-10	P2730818	9.5 - 10.0		SKC20-11	P2773642	10.5 - 11.0		SKC25-23.5	P2773691	23.0 - 23.5
	SKC16-10.5	P2773623	10.0 - 10.5		SKC20-11.5	P2773643	11.0 - 11.5		SKC25-24	P2773692	23.5 - 24.0
SKC16-11	P2773624	10.5 - 11.0	SKC20-12	P2730838	11.5 - 12.0	SKC25-24.5	P2773693	24.0 - 24.5			
SKC16-11.5	P2773625	10.0 - 11.5	SKC20-12.5	P2773644	12.0 - 12.5	SKC25-25	P2773694	24.5 - 25.0			
SKC16-12	P2730820	11.5 - 12.0	SKC20-13	P2773645	12.5 - 13.0	SKC25-25.4	P2773695	25.0 - 25.4			
SKC16-12.5	P2773626	12.0 - 12.5	SKC20-13.5	P2773646	13.0 - 13.5						
SKC16-13	P2773627	12.5 - 13.0	SKC20-14	P2730840	13.5 - 14.0						
SKC16-13.5	P2773628	13.0 - 13.5	SKC20-14.5	P2773647	14.0 - 14.5						
SKC16-14	P2773822	13.5 - 14.0	SKC20-15	P2773648	14.5 - 15.0						
SKC16-14.5	P2773629	14.0 - 14.5	SKC20-15.5	P2773649	15.0 - 15.5						
SKC16-15	P2773630	14.5 - 15.0	SKC20-16	P2730842	15.5 - 16.0						
SKC16-15.5	P2773631	15.0 - 15.5	SKC20-16.5	P2773650	16.0 - 16.5						
SKC16-16	P2730824	15.5 - 16.0	SKC20-17	P2773651	16.5 - 17.0						
			SKC20-17.5	P2773652	17.0 - 17.5						
			SKC20-18	P2730844	17.5 - 18.0						
			SKC20-18.5	P2773653	18.0 - 18.5						
			SKC20-19	P2773654	18.5 - 19.0						
			SKC20-19.5	P2773655	19.0 - 19.5						
			SKC20-20	P2730846	19.5 - 20.0						

SK NUT
SK螺母



Unit (单位) : mm

TYPE 型号	EDP No.	A	B	C	FIG.	WEIGHT 重量(Kg)
SKN06	P2773581	20	15	M15.5X1.0	1	0.02
SKN10	P2773582	28	17	M21.5X1.0	1	0.04
SKN13	P2773583	33	21	M27X1.0	2	0.05
SKN16	P2773584	40	24	M32X1.5	2	0.06
SKN20	P2773585	48.5	24	M40X1.0	2	0.08
SKN25	P2773586	55	30	M42X1.5	2	0.10

SK SPANNER
SK扳手

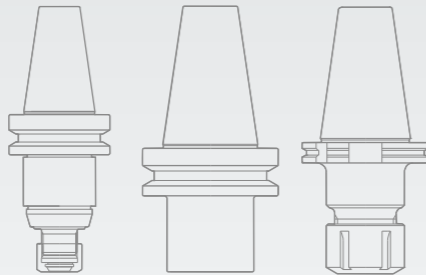


MODEL No. 型号	EDP No.
TSK6	P2773588
TSK10	P2773589
TSK13	P2773590
TSK16	P2773591
TSK20	P2773587
TSK25	P2773592

► Design and shape could be changed without prior notice.
设计及形状如有更改, 恕不另行通知



Global Cutting Tool Leader **YG-1**



TOOLING SYSTEM

YG-1 TOOLING SYSTEM

SYNCHRO TAPPING CHUCK

同步攻丝刀柄



SYNCHRO TAPPING CHUCK (ERTYPE)

DIN 69871-SK

DIN 69893/ISO 12164-1-HSK

JIS B6339/MAS 403-BT

STRAIGHT-K

SYNCHRO TAPPING CHUCK (QUICKCHANGETYPE)

DIN 69871-SK

DIN 69893/ISO 12164-1-HSK

STRAIGHT-K

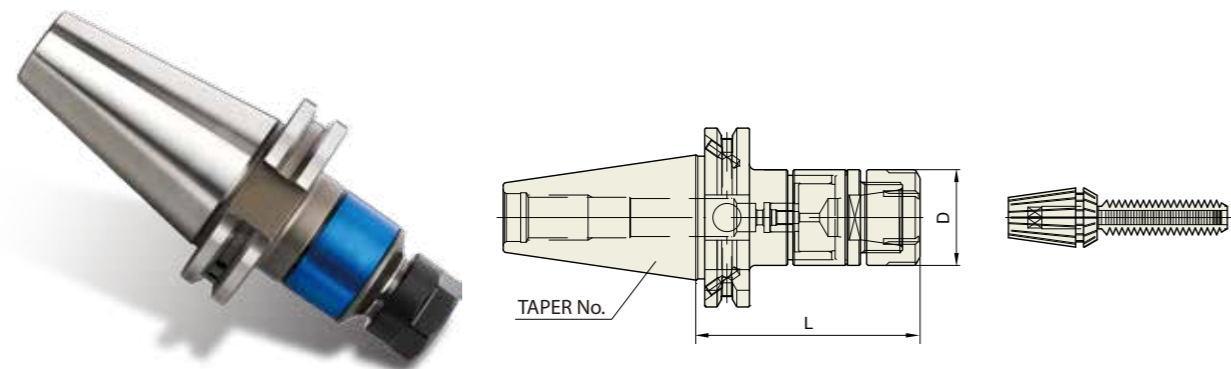
YIG SYNCHRO TAPPING CHUCK

SYTER

SYNCHRO TAPPING CHUCK (ER TYPE)

DIN 69871-SK

同步攻丝刀柄 (ER型)



ER collet refer to page 103-107 / Tap ER collet refer to page 108-109
ER筒夹, 参阅第103~107页 / 丝锥ER筒夹, 请参阅第108~109页

Unit (单位) : mm

TAPER No. 锥度号	MODEL No. 型号	EDP No.	TAP SIZE	NUT 螺母	D	L	WEIGHT 重量(Kg)
40	SK40AD/B-SYTER12-79	P2773701	M3-M12	ER16	28	79	1.00
	SK40AD/B-SYTER16-85	P2773702	M3-M16	ER20	34	85	1.08
	SK40AD/B-SYTER20-90	P2773703	M3-M20	ER25	42	90	1.08
	SK40AD/B-SYTER27-100	P2773704	M4-M27	ER32	50	100	1.37
	SK40AD/B-SYTER33-120	P2773705	M4-M33	ER40	63	120	2.16
50	SK50AD/B-SYTER12-79	P2773706	M3-M12	ER16	28	79	2.83
	SK50AD/B-SYTER16-85	P2773707	M3-M16	ER20	34	85	2.86
	SK50AD/B-SYTER20-90	P2773708	M3-M20	ER25	42	90	2.87
	SK50AD/B-SYTER27-100	P2773709	M4-M27	ER32	50	100	3.04
	SK50AD/B-SYTER33-105	P2773710	M4-M33	ER40	63	105	3.93

- Feature :
- To compensate for synchronization errors to extend tap life and to improve thread quality
 - To compensate for pitch tolerances of taps
 - For machine with synchronized spindle

特征:
- 延长丝锥寿命, 为了攻丝品质改善 补偿同步误差
- 保障丝锥的螺距公差
- 适用于同步攻丝的设备

►CAT(ANSI B5.50) taper and Inch type products are available.
CAT(ANSI B5.50)锥柄及英制产品可供选择

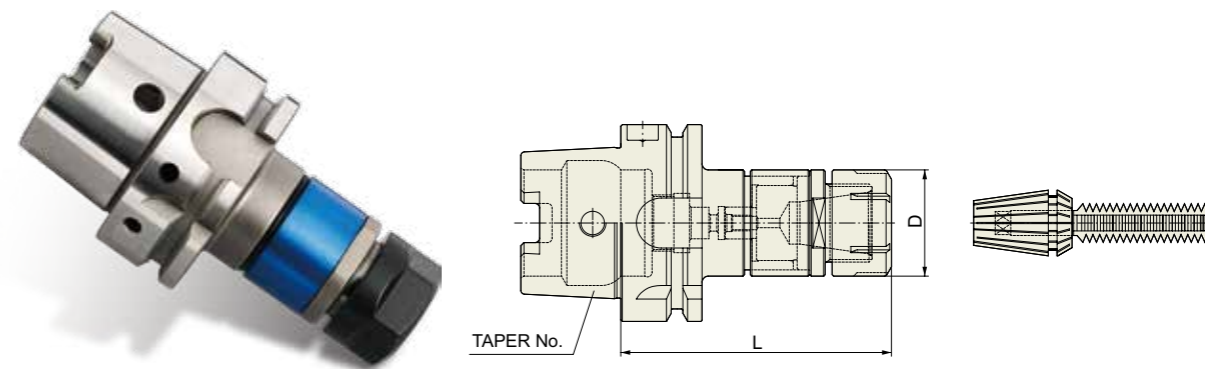
YIG SYNCHRO TAPPING CHUCK

SYTER

SYNCHRO TAPPING CHUCK (ER TYPE)

**DIN 69893/
ISO 12164-1-HSK FORM A**

同步攻丝刀柄 (ER型)



ER collet refer to page 103-107 / Tap ER collet refer to page 108-109
ER筒夹, 参阅第103~107页 / 丝锥ER筒夹, 请参阅第108~109页

Unit (单位) : mm

TAPER No. 锥度号	MODEL No. 型号	EDP No.	TAP SIZE	NUT 螺母	D	L	WEIGHT 重量(Kg)
63A	HSK63A-SYTER16-90	P2773801	M3-M16	ER20	34	90	0.95
	HSK63A-SYTER20-94	P2773802	M3-M20	ER25	42	94	0.95
	HSK63A-SYTER27-105	P2773803	M4-M27	ER32	50	105	1.34

- Feature :
- To compensate for synchronization errors to extend tap life and to improve thread quality
 - To compensate for pitch tolerances of taps
 - For machine with synchronized spindle

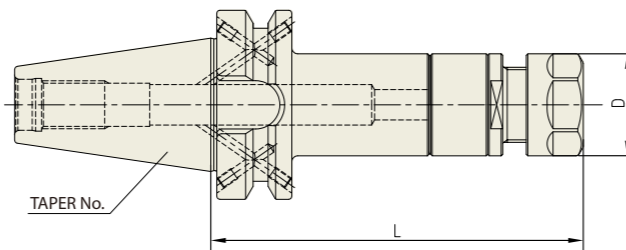
特征:
- 延长丝锥寿命, 为了攻丝品质改善 补偿同步误差
- 保障丝锥的螺距公差
- 适用于同步攻丝的设备

YIG SYNCHRO TAPPING CHUCK

SYTER

SYNCHRO TAPPING CHUCK (ER TYPE)
同步攻丝刀柄 (ER型)

JIS B6339/
MAS 403-BT



ER collet refer to page 103-107 / Tap ER collet refer to page 108-109
ER筒夹, 参阅第103~107页 / 丝锥ER筒夹, 请参阅第108~109页

Unit (单位) : mm

TAPER No. 锥度号	MODEL No. 型号	EDP No.	TAP SIZE	NUT 螺母	D	L	WEIGHT 重量(Kg)
40	BT40AD/B-SYTER12-79	P2776301	M2-M8	ER16	28	79	1.14
	BT40AD/B-SYTER16-85	P2776302	M3-M10	ER20	34	85	1.17
	BT40AD/B-SYTER20-90	P2776303	M3-M14	ER25	42	90	1.17
	BT40AD/B-SYTER27-100	P2776304	M4-M18	ER32	50	100	1.45
	BT40AD/B-SYTER33-125	P2776305	M8-M24	ER40	63	125	2.40
50	BT50AD/B-SYTER12-100	P2776306	M2-M8	ER16	28	100	3.79
	BT50AD/B-SYTER16-100	P2776307	M3-M10	ER20	34	100	3.79
	BT50AD/B-SYTER20-100	P2776308	M3-M14	ER25	42	100	3.75
	BT50AD/B-SYTER27-110	P2776309	M4-M18	ER32	50	110	3.99
	BT50AD/B-SYTER33-125	P2776310	M8-M24	ER40	63	125	4.75

- Feature :
- To compensate for synchronization errors to extend tap life and to improve thread quality
 - To compensate for pitch tolerances of taps
 - For machine with synchronized spindle

- 特征:
- 延长丝锥寿命, 为了攻丝品质改善 补偿同步误差
 - 保障丝锥的螺距公差
 - 适用于同步攻丝的设备

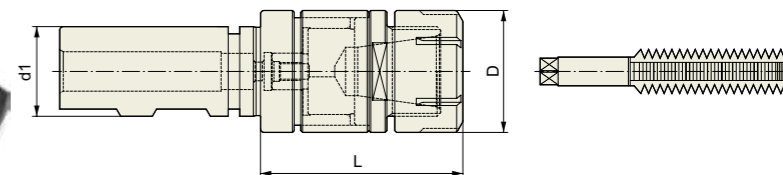
►CAT(ANSI B5.50) taper and Inch type products are available.
CAT(ANSI B5.50)锥柄及英制产品可供选择

YIG SYNCHRO TAPPING CHUCK

SYTER

SYNCHRO TAPPING CHUCK (ER TYPE)
同步攻丝刀柄 (ER型)

STRAIGHT-K



ER collet refer to page 103-107 / Tap ER collet refer to page 108-109
ER筒夹, 参阅第103~107页 / 丝锥ER筒夹, 请参阅第108~109页

Unit (单位) : mm

MODEL No. 型号	EDP No.	TAP SIZE	NUT / COLLET 螺母 / 筒夹	D	L	d1	WEIGHT 重量(Kg)
K20-SYTER16	P2773901	M3-M16	ER20	34	58	20	0.33
K25-SYTER16	P2773902	M3-M16	ER20	34	61	25	0.44
K25-SYTER27	P2773903	M4-M27	ER32	50	69	25	0.60

- Feature :
- To compensate for synchronization errors to extend tap life and to improve thread quality
 - To compensate for pitch tolerances of taps
 - For machine with synchronized spindle

- 特征:
- 延长丝锥寿命, 为了攻丝品质改善 补偿同步误差
 - 保障丝锥的螺距公差
 - 适用于同步攻丝的设备

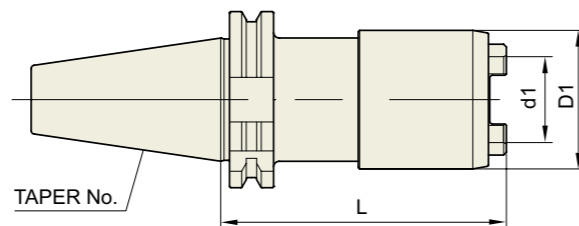
YIG SYNCHRO TAPPING CHUCK

SYTC

SYNCHRO TAPPING CHUCK (QUICK CHANGE TYPE)

DIN69871-SK

同步攻丝刀柄 (快速更换型)



Tap Adapter, Refer to page 227-228
锥筒夹 请参阅第227页~228页

Unit (单位) : mm

TAPER No. 锥度号	MODEL No. 型号	EDP No.	TAP SIZE	MATCHING INSERTS	d1	D1	L	WEIGHT 重量(Kg)
30	SK30-SYTC12-65	P2774207	M3-M12	1	19	36	65	0.50
	SK30-SYTC20-89	P2774208	M6-M24	2	31	50	89	1.00
40	SK40-SYTC12-65	P2774201	M3-M12	1	19	36	65	1.10
	SK40-SYTC20-79	P2774202	M6-M24	2	31	50	79	1.50
	SK40-SYTC33-115	P2774203	M18-M38	3	48	74	115	3.30
50	SK50-SYTC12-65	P2774204	M3-M12	1	19	36	65	3.00
	SK50-SYTC20-79	P2774205	M6-M24	2	31	50	79	3.30
	SK50-SYTC33-115	P2774206	M18-M38	3	48	74	115	5.20

►Feature :

- To compensate for synchronization errors to extend tap life and to improve thread quality
- To compensate for pitch tolerances of taps
- For machine with synchronized spindle

特征:

- 延长丝锥寿命, 为了攻丝品质改善 补偿同步误差
- 保障丝锥的螺距公差
- 适用于同步攻丝的设备

►CAT(ANSI B5.50) taper and Inch type products are available.

CAT(ANSI B5.50)锥柄及英制产品可供选择

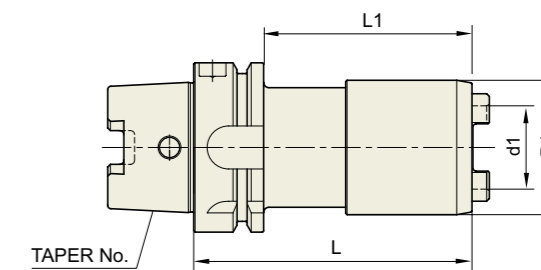
YIG SYNCHRO TAPPING CHUCK

SYTC

SYNCHRO TAPPING CHUCK (QUICK CHANGE TYPE)

**DIN 69893/
ISO 12164-1-HSK FORM A**

同步攻丝刀柄 (快速更换型)



Tap Adapter, Refer to page 227-228
锥筒夹 请参阅第227页~228页

Unit (单位) : mm

TAPER No. 锥度号	MODEL No. 型号	EDP No.	TAP SIZE	MATCHING INSERTS	d1	D1	L	L1	WEIGHT 重量(Kg)
32A	HSK32A-SYTC12-75	P2774314	M3-M12	1	19	36	75	55	0.32
50A	HSK50A-SYTC12-72	P2774315	M3-M12	1	19	36	72	46	0.54
	HSK50A-SYTC20-91	P2774316	M6-M24	2	31	50	91	65	0.70
63A	HSK63A-SYTC12-75	P2774301	M3-M12	1	19	36	75	49	0.82
	HSK63A-SYTC12-80	P2774302	M3-M12	1	19	36	80	54	0.85
	HSK63A-SYTC12-120	P2774303	M3-M12	1	19	36	120	94	1.08
	HSK63A-SYTC12-152	P2774304	M3-M12	1	19	36	152	126	1.27
	HSK63A-SYTC12-180	P2774305	M3-M12	1	19	36	180	154	1.44
	HSK63A-SYTC20-89	P2774306	M6-M24	2	31	50	89	63	0.84
	HSK63A-SYTC33-121	P2774307	M18-M38	3	48	74	121	95	1.45
100A	HSK100A-SYTC12-75	P2774308	M3-M12	1	19	36	75	43	2.20
	HSK100A-SYTC12-160	P2774309	M3-M12	1	19	36	160	131	2.60
	HSK100A-SYTC20-94	P2774310	M6-M24	2	31	50	94	65	2.39
	HSK100A-SYTC20-160	P2774311	M6-M24	2	31	50	160	131	2.99
	HSK100A-SYTC33-127	P2774312	M18-M38	3	48	74	127	98	3.11
HSK100A-SYTC33-160	P2774313	M18-M38	3	48	74	160	131	4.03	

►Feature :

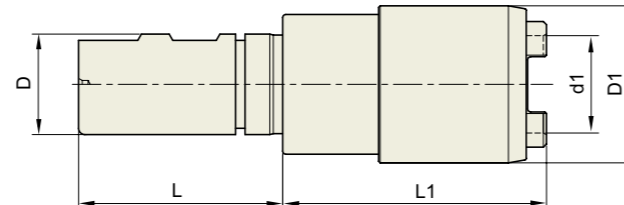
- To compensate for synchronization errors to extend tap life and to improve thread quality
- To compensate for pitch tolerances of taps
- For machine with synchronized spindle

特征:

- 延长丝锥寿命, 为了攻丝品质改善 补偿同步误差
- 保障丝锥的螺距公差
- 适用于同步攻丝的设备

SYNCHRO TAPPING CHUCK (QUICK CHANGE TYPE)

STRAIGHT-K

同步攻丝刀柄 (快速更换型)

Unit (单位): mm

TAPER No. 锥度号	MODEL No. 型号	EDP No.	TAP SIZE	MATCHING INSERTS	d1	D1	L	L1	D	WEIGHT 重量(Kg)
20	K20-SYTC12-46	P2774401	M3-M12	1	19	36	50	46	20	0.28
	K20-SYTC12-107.5	P2774406	M3-M12	1	19	36	50	107.5	20	0.65
25	K25-SYTC12-46	P2774402	M3-M12	1	19	36	56	46	25	0.37
	K25-SYTC20-74	P2774403	M6-M24	2	31	50	56	74	25	0.69
	K25-SYTC33-107.5	P2774404	M18-M38	3	48	74	56	107.5	25	1.32
32	K32-SYTC12-74	P2774405	M3-M12	1	31	50	60	74	32	0.71

►Feature:

- To compensate for synchronization errors to extend tap life and to improve thread quality
- To compensate for pitch tolerances of taps
- For machine with synchronized spindle

特征:

- 延长丝锥寿命, 为了攻丝品质改善 补偿同步误差
- 保障丝锥的螺距公差
- 适用于同步攻丝的设备

YG-1 TOOLING SYSTEM

ONE STEP TAPPING CHUCK

一步式攻丝刀柄



DIN 69871-SK

DIN 69893/ISO 12164-1-HSK

STRAIGHT-KW

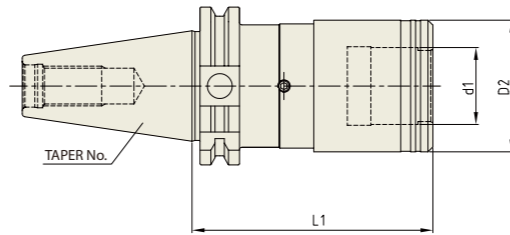
JIS B6339/MAS 403-BT

YIG ONE STEP TAPPING CHUCK

OTC

ONE STEP TAPPING CHUCK
一步式攻丝刀柄

DIN69871-SK

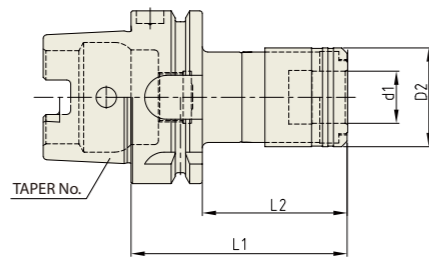


Tap Adapter, Refer to page 227-228
锥筒夹 请参阅第227页~228页

Unit (单位) : mm

TAPER No. 锥度号	MODEL No. 型号	EDP No.	d1	D2	L	WEIGHT 重量(Kg)
40	SK40-OTC-M3 ~ M12	P2802351	19	36	59	1.10
	SK40-OTC-M6 ~ M20	P2802352	31	53	97	1.50
	SK40-OTC-M24 ~ M33	P2802353	48	78	149	3.30
50	SK50-OTC-M3 ~ M12	P2802354	19	36	59	3.00
	SK50-OTC-M6 ~ M20	P2802355	31	53	83	3.30
	SK50-OTC-M24 ~ M33	P2802356	48	78	138	5.20

**DIN 69893/
ISO 12164-1-HSK**



Tap Adapter, Refer to page 227-228
锥筒夹 请参阅第227页~228页

Unit (单位) : mm

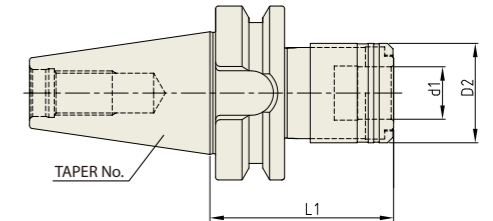
TAPER No. 锥度号	MODEL No. 型号	EDP No.	d1	D2	L1	L2	WEIGHT 重量(Kg)
63A	HSK63A-OTC-M3 ~ M12	P2802401	19	36	77	51	-
	HSK63A-OTC-M8 ~ M20	P2802402	31	53	110	84	-
	HSK63A-OTC-M14 ~ M36	P2802403	48	78	155	129	-
100A	HSK100A-OTC-M3 ~ M12	P2802404	19	36	85.5	56.5	-
	HSK100A-OTC-M6 ~ M20	P2802405	31	53	119.5	90.5	-
	HSK100A-OTC-M14 ~ M36	P2802406	48	78	161	132	-

YIG ONE STEP TAPPING CHUCK

OTC

ONE STEP TAPPING CHUCK
一步式攻丝刀柄

JIS B6339/
MAS 403-BT

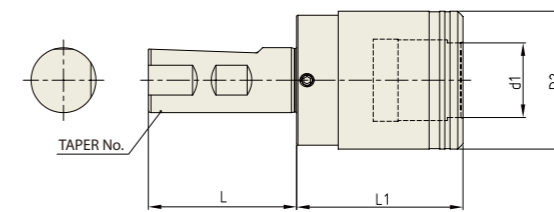


Tap Adapter, Refer to page 227-228
锥筒夹 请参阅第227页~228页

Unit (单位) : mm

TAPER No. 锥度号	MODEL No. 型号	EDP No.	d1	D2	L	WEIGHT 重量(Kg)
40	BT40-OTC-M3 ~ M12	P2802451	19	36	66.5	1.10
	BT40-OTC-M6 ~ M20	P2802452	31	53	93.5	1.50
	BT40-OTC-M24 ~ M33	P2802453	48	78	162.5	3.30
50	BT50-OTC-M3 ~ M12	P2802454	19	36	85	3.00
	BT50-OTC-M6 ~ M20	P2802455	31	53	101.5	3.30
	BT50-OTC-M24 ~ M33	P2802456	48	78	141	5.20

STRAIGHT-KW



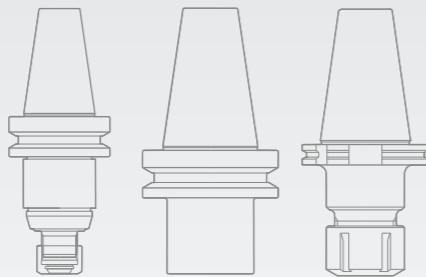
Tap Adapter, Refer to page 227-228
锥筒夹 请参阅第227页~228页

Unit (单位) : mm

TAPER No. 锥度号	MODEL No. 型号	EDP No.	d1	D2	L1	L2	WEIGHT 重量(Kg)
20	KW20-OTC-M3 ~ M12	P2802457	19	36	51	40	0.80
25	KW25-OTC-M3 ~ M12	P2802458	19	36	57	40	3.00
	KW25-OTC M6 ~ M20	P2802459	31	53	57	64	3.30
32	KW32-OTC-M3 ~ M12	P2802460	19	36	60	39	3.00
	KW32-OTC-M8 ~ M20	P2802461	31	53	60.5	63	3.30
	KW32-OTC-M14 ~ M36	P2802462	48	78	61	124	-



Global Cutting Tool Leader **YG-1**



TOOLING SYSTEM

YG-1 TOOLING SYSTEM

TAPPING ER CHUCK

丝锥ER刀柄



DIN 69871-SK

DIN 69893/ISO 12164-1-HSK

CBT (BT DUAL CONTACT)

JIS B6339/MAS 403-BT

TAPPING ER CHUCK

Tapping ER chuck
丝锥ER刀柄

Tapping chuck
攻丝刀柄

Minimizing tool interference during machining with short gauge line
缩短加工半径 降低工具的干涉

Interfered with tool during machining due to long gauge line
加工半径长 工具可能导致干涉

Combining strength of strong torque power of ER chuck and tension and compression function of tapping chuck
拥有一般ER刀柄强劲的夹紧力 且拥有攻丝刀柄的伸长及收缩功能

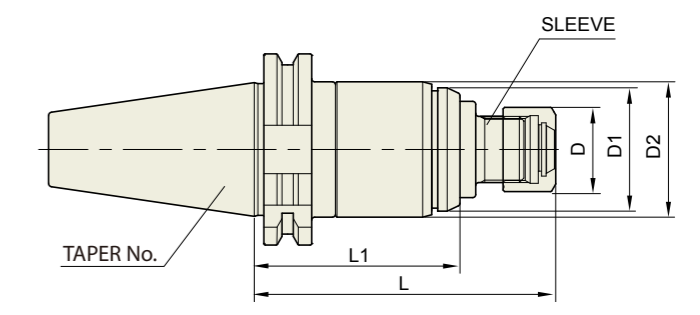
Tension and compression function
伸长及收缩功能

Possible to change suitable tap for machining conditions by replacement of cheaper ER collet (Sharing collet with ER chuck) -> Saving costs
使用经济型ER筒夹, 适用各种丝锥规格. (共用一般ER筒夹降低成本及费用)

Preparing and changing expensive tap adapter according to machining conditions
使用丝锥筒夹. 适用各种丝锥规格

TAPPING ER CHUCK
丝锥ER刀柄

DIN 69871-SK



ER collet refer to page 103-107 / Tap ER collet refer to page 108-109
ER筒夹, 参阅第103~107页 / 丝锥ER筒夹, 请参阅第108~109页

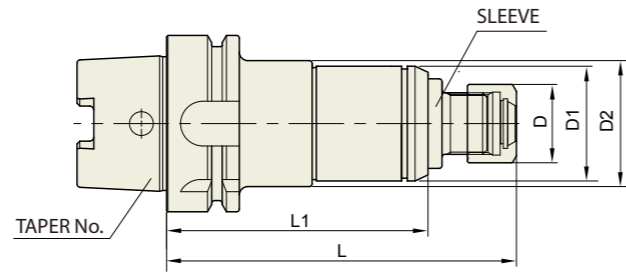
Unit (单位) : mm

TAPER No. 锥度号	MODEL No. 型号	EDP No.	D	D1	D2	L	L1	NUT 螺母	WEIGHT 重量(Kg)
40	SK40-TER16-100	P2774001	28	41	45	100	68.4	ER16	1.65
	SK40-TER16-150	P2774002	28	41	45	150	118.4	ER16	1.85
	SK40-TER32-130	P2774003	50	58	63	130	92	ER32	2.10
50	SK40-TER32-150	P2774004	50	58	63	150	112	ER32	2.30
	SK50-TER16-115	P2774005	28	41	45	115	79.4	ER16	4.30
	SK50-TER16-150	P2774006	28	41	45	150	114.4	ER16	4.50
	SK50-TER32-120	P2774007	50	58	63	120	83	ER32	4.65
	SK50-TER32-150	P2774008	50	58	63	150	113	ER32	4.85

▶ CAT(ANSI B5.50) taper and Inch type products are available.
CAT(ANSI B5.50)锥柄及英制产品可供选择

TAPPING ER CHUCK
丝锥ER刀柄

DIN 69893/
ISO 12164-1-HSK FORM A



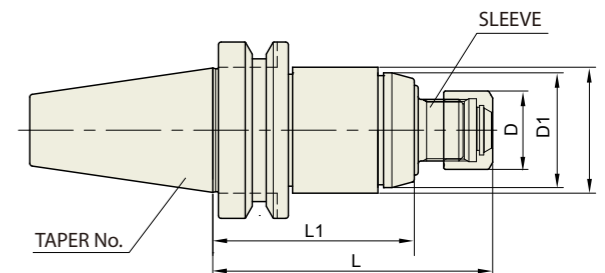
ER collet refer to page 103-107 / Tap ER collet refer to page 108-109
ER筒夹, 参阅第103~107页 / 丝锥ER筒夹, 请参阅第108~109页

Unit (单位) : mm

TAPER No. 锥度号	MODEL No. 型号	EDP No.	D	D1	D2	L	L1	NUT 螺母	WEIGHT 重量(Kg)
50A	HSK50A-TER16-125	P2774107	28	41	45	125	93.4	ER16	1.20
	HSK50A-TER16-150	P2774108	28	41	45	150	118.4	ER16	1.30
63A	HSK63A-TER16-125	P2774101	28	41	45	125	93.4	ER16	1.70
	HSK63A-TER16-150	P2774102	28	41	45	150	118.4	ER16	1.85
	HSK63A-TER32-150	P2774103	50	58	63	150	112	ER32	2.10
	HSK63A-TER32-180	P2774109	50	58	63	180	142	ER32	2.30
100A	HSK100A-TER16-130	P2774104	28	41	45	130	98.4	ER16	4.00
	HSK100A-TER16-150	P2774105	28	41	45	150	118.4	ER16	4.20
	HSK100A-TER32-150	P2774106	50	58	63	150	112	ER32	4.40
	HSK100A-TER32-180	P2774110	50	58	63	180	142	ER32	4.60

TAPPING ER CHUCK
丝锥ER刀柄

CBT
(BT DUAL CONTACT)



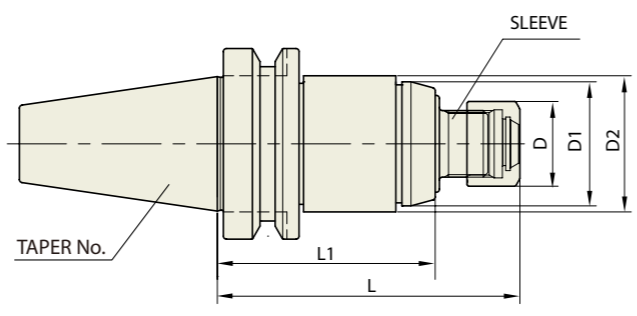
ER collet refer to page 103-107 / Tap ER collet refer to page 108-109
ER筒夹, 参阅第103~107页 / 丝锥ER筒夹, 请参阅第108~109页

Unit (单位) : mm

TAPER No. 锥度号	MODEL No. 型号	EDP No.	D	D1	D2	L	L1	NUT 螺母	WEIGHT 重量(Kg)
40	CBT40-TER16-100	P2774151	28	41	45	100	68.4	ER16	1.45
	CBT40-TER16-150	P2774152	28	41	45	150	118.4	ER16	2.00
	CBT40-TER32-110	P2774153	50	58	63	110	72	ER32	2.20
	CBT40-TER32-150	P2774154	50	58	63	150	112	ER32	2.70
50	CBT50-TER16-115	P2774155	28	41	45	115	79.4	ER16	3.95
	CBT50-TER16-150	P2774156	28	41	45	150	114.4	ER16	4.35
	CBT50-TER32-120	P2774157	50	58	63	120	83	ER32	4.70
	CBT50-TER32-150	P2774158	50	58	63	150	113	ER32	5.20

TAPPING ER CHUCK
丝锥ER刀柄

JIS B6339/
MAS 403-BT



ER collet refer to page 103-107 / Tap ER collet refer to page 108-109
ER筒夹, 参阅第103~107页 / 丝锥ER筒夹, 请参阅第108~109页

Unit (单位) : mm

TAPER No. 锥度号	MODEL No. 型号	EDP No.	D	D1	D2	L	L1	NUT 螺母	WEIGHT 重量(Kg)
40	BT40-TER16-100	P2774159	28	41	45	100	68.4	ER16	1.45
	BT40-TER16-150	P2774160	28	41	45	150	118.4	ER16	2.00
	BT40-TER32-110	P2774161	50	58	63	110	72	ER32	2.20
	BT40-TER32-150	P2774162	50	58	63	150	112	ER32	2.70
50	BT50-TER16-115	P2774163	28	41	45	115	79.4	ER16	3.95
	BT50-TER16-150	P2774164	28	41	45	150	114.4	ER16	4.35
	BT50-TER32-120	P2774165	50	58	63	120	83	ER32	4.70
	BT50-TER32-150	P2774166	50	58	63	150	113	ER32	5.20

▶ CAT(ANSI B5.50) taper and Inch type products are available.
CAT(ANSI B5.50)锥柄及英制产品可供选择

YG-1 TOOLING SYSTEM

TAPPING CHUCK

攻丝刀柄



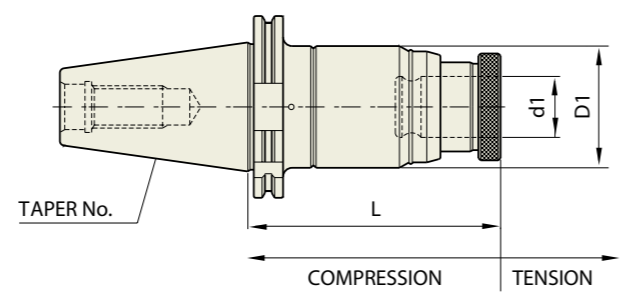
- DIN 69871-SK
- DIN 69893/ISO 12164-1-HSK
- JIS B6339/MAS 403-BT
- STRAIGHT-K
- DIN 228-MTA
- ACCESSORY
TAP ADAPTER

YG TAPPING CHUCK

TC

TAPPING CHUCK
攻丝刀柄

DIN 69871-SK



Tap Adapter, Refer to page 227-228
锥筒夹 请参阅第227页~228页

Unit (单位) : mm

TAPER No. 锥度号	MODEL No. 型号	EDP No.	TAP SIZE	LENGTH COMPENSATION		d1	D1	L	WEIGHT 重量(Kg)
				Comp.	Ten.				
40	SK40-TC12-90	P2520001	M3-M12	5	15	19	45	90	1.30
	SK40-TC12-130	P2520006	M3-M12	5	15	19	45	130	1.80
	SK40-TC24-120	P2520002	M6-M24	5	20	31	63	120	2.50
	SK40-TC24-142	P2520007	M6-M24	5	20	31	63	142	2.80
50	SK50-TC12-130	P2520003	M3-M12	5	15	19	45	130	4.30
	SK50-TC12-175	P2520008	M3-M12	5	15	19	45	175	5.50
	SK50-TC24-142	P2520004	M6-M24	5	20	31	63	142	5.30
	SK50-TC24-187	P2520009	M6-M24	5	20	31	63	187	7.80
	SK50-TC38-175	P2520005	M18-M38	10	25	48	98	175	7.50

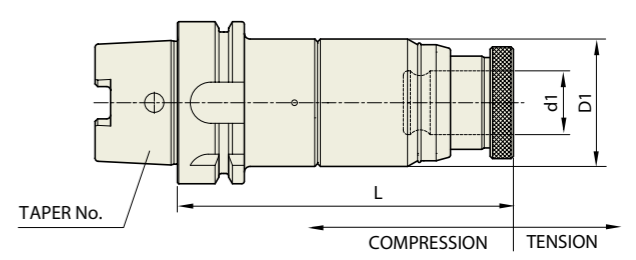
▶ CAT(ANSI B5.50) taper and Inch type products are available.
CAT(ANSI B5.50)锥柄及英制产品可供选择

YG TAPPING CHUCK

TC

TAPPING CHUCK
攻丝刀柄

**DIN 69893/
ISO 12164-1-HSK FORM A**



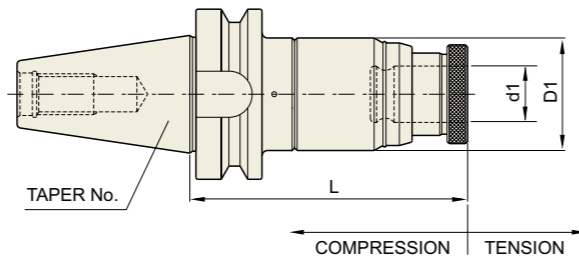
Tap Adapter, Refer to page 227-228
锥筒夹 请参阅第227页~228页

Unit (单位) : mm

TAPER No. 锥度号	MODEL No. 型号	EDP No.	TAP SIZE	LENGTH COMPENSATION		d1	D1	L	WEIGHT 重量(Kg)
				Comp.	Ten.				
50A	HSK50A-TC12-120	P2774506	M3-M12	5	15	19	45	120	0.80
63A	HSK63A-TC12-120	P2774501	M3-M12	5	15	19	45	120	1.00
	HSK63A-TC12-150	P2774507	M3-M12	5	15	19	45	150	1.70
	HSK63A-TC24-142	P2774502	M6-M24	5	20	31	63	142	2.40
	HSK63A-TC24-172	P2774508	M6-M24	5	20	31	63	172	2.70
100A	HSK100A-TC12-130	P2774503	M3-M12	5	15	19	45	130	4.30
	HSK100A-TC12-175	P2774509	M3-M12	5	15	19	45	175	4.80
	HSK100A-TC12-220	P2774510	M3-M12	5	15	19	45	220	5.30
	HSK100A-TC24-142	P2774504	M6-M24	5	20	31	63	142	5.20
	HSK100A-TC24-187	P2774511	M6-M24	5	20	31	63	187	6.60
	HSK100A-TC38-200	P2774505	M18-M38	10	25	48	98	200	8.00

TAPPING CHUCK
攻丝刀柄

JIS B6339/
MAS 403-BT



Tap Adapter, Refer to page 227-228
锥筒夹 请参阅第227页~228页

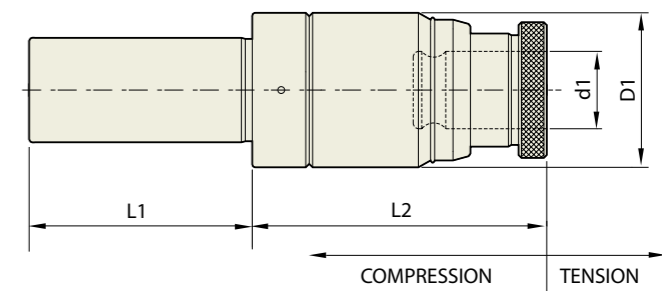
Unit (单位) : mm

TAPER No. 锥度号	MODEL No. 型号	EDP No.	TAP SIZE	LENGTH COMPENSATION		d1	D1	L	WEIGHT 重量(Kg)
				Comp.	Ten.				
30	BT30-TC12-105	P2778401	M3-M12	5	15	19	45	105	1.00
	BT40-TC12-90	P2540011	M3-M12	5	15	19	45	95	1.50
	BT40-TC12-130	P2778403	M3-M12	5	15	19	45	130	1.60
40	BT40-TC24-100	P2540002	M6-M24	5	20	31	63	100	2.10
	BT40-TC24-142	P2778405	M6-M24	5	20	31	63	142	2.90
	BT50-TC12-130	P2540003	M3-M12	5	15	19	45	130	4.20
	BT50-TC12-175	P2778407	M3-M12	5	15	19	45	175	4.80
50	BT50-TC12-220	P2778408	M3-M12	5	15	19	45	220	5.10
	BT50-TC24-142	P2540004	M6-M24	5	20	31	63	142	5.80
	BT50-TC24-187	P2778410	M6-M24	5	20	31	63	187	6.00
	BT50-TC38-175	P2540005	M18-M38	10	25	48	98	175	8.30

▶ CAT(ANSI B5.50) taper and Inch type products are available.
CAT(ANSI B5.50)锥柄及英制产品可供选择

TAPPING CHUCK
攻丝刀柄

STRAIGHT-K



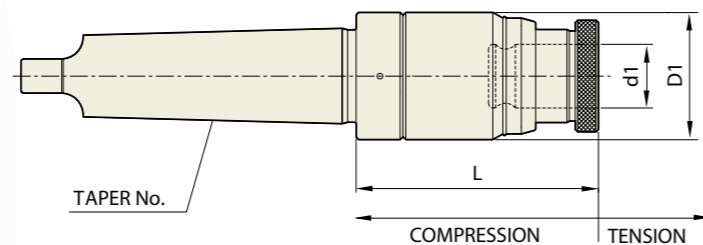
Tap Adapter, Refer to page 227-228
锥筒夹 请参阅第227页~228页

Unit (单位) : mm

TAPER No. 锥度号	MODEL No. 型号	EDP No.	TAP SIZE	LENGTH COMPENSATION		d1	D1	L1	L2	WEIGHT 重量(Kg)
				Comp.	Ten.					
32	K32-TC12-100	P2774551	M3-M12	5	15	19	45	60	100	0.90
	K32-TC24-120	P2774552	M6-M24	5	20	31	63	60	120	1.40
42	K42-TC12-100	P2774553	M3-M12	5	15	19	45	70	100	1.10
	K42-TC24-120	P2774554	M6-M24	5	20	31	63	70	120	1.60

TAPPING CHUCK
攻丝刀柄

DIN 228-MTA



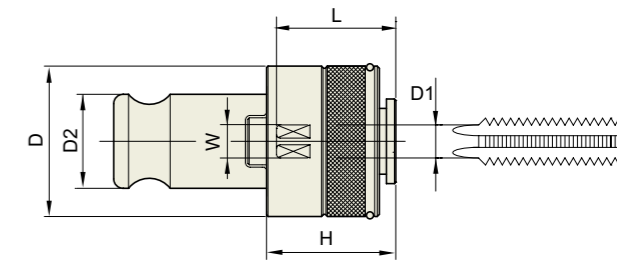
Tap Adapter, Refer to page 227-228
锥筒夹 请参阅第227页~228页

Unit (单位) : mm

TAPER No. 锥度号	MODEL No. 型号	EDP No.	TAP SIZE	LENGTH COMPENSATION		d1	D1	L	WEIGHT 重量(Kg)
				Comp.	Ten.				
3	MTA3-TC12-90	P2774555	M3-M12	5	15	19	45	90	1.00
	MTA3-TC24-115	P2774556	M6-M24	5	20	31	63	115	2.00
4	MTA4-TC12-105	P2774557	M3-M12	5	15	19	45	105	1.20
	MTA4-TC24-115	P2774558	M6-M24	5	20	31	63	115	2.20
5	MTA5-TC12-145	P2774559	M3-M12	5	15	19	45	145	1.50
	MTA5-TC24-175	P2774560	M6-M24	5	20	31	63	175	2.60

TAP ADAPTER (JIS)
丝锥筒夹(JIS)

Below standard
Tap Adapter conforms to JIS



Unit (单位) : mm

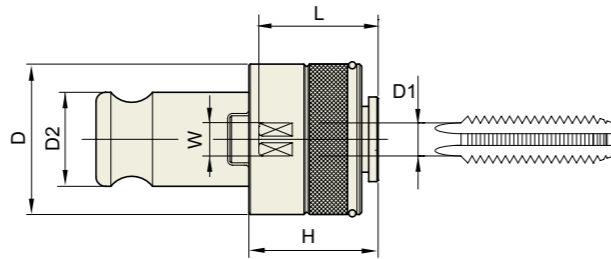
TAPER No. 锥度号	MODEL No. 型号	EDP No.	D	D1 (Ø)	D2	H	W (口)	L	WEIGHT 重量(Kg)
TCS12	TCS12-M3	P2774651	32	4	19	25	3.2	24	0.18
	TCS12-M4	P2774652	32	5	19	25	4.	24	0.18
	TCS12-M5	P2774653	32	5.5	19	25	4.5	24	0.18
	TCS12-M6, U1/4	P2774654	32	6	19	25	4.5	24	0.18
	TCS12-M8	P2774655	32	6.2	19	25	5	25	0.18
	TCS12-M10, U3/8	P2774656	32	7	19	25	5.5	25	0.18
TCS24	TCS12-M12	P2774657	32	8.5	19	25	6.5	26	0.18
	TCS24-M6	P2774658	52	6	31	33	4.5	38	0.60
	TCS24-M8	P2774659	52	6.2	31	33	5	38	0.60
	TCS24-M10	P2774660	52	7	31	33	5.5	38	0.60
	TCS24-M12	P2774661	52	8.5	31	33	6.5	39	0.60
	TCS24-M14, U3/4	P2774662	52	10.5	31	33	8	41	0.60
	TCS24-M16	P2774663	52	12.5	31	33	10	43	0.60
	TCS24-M18, P3/8	P2774664	52	14	31	33	11	43	0.60
	TCS24-M20	P2774665	52	15	31	33	12	43.5	0.60
	TCS24-M22, U7/8	P2774666	52	17	31	33	13	46	0.60
TCS38	TCS24-M24, PF5/8	P2774667	52	19	31	33	15	46	0.60
	TCS38-M18	P2774668	72	14	48	45	11	43	1.80
	TCS38-M20	P2774669	72	15	48	45	12	43.5	1.80
	TCS38-M22	P2774670	72	17	48	45	13	45	1.80
	TCS38-M24	P2774671	72	19	48	45	15	45	1.80
	TCS38-M27, U1	P2774672	72	20	48	45	15	62	1.80
	TCS38-M30, PT3/4	P2774673	72	23	48	45	17	64	1.80
	TCS38-M33	P2774674	72	25	48	45	19	66	1.80
	TCS38-M36	P2774675	72	28	48	45	21	68	1.80
	TCS38-M38	P2774676	72	28	48	45	21	68	1.80

► Feature : Quick Change Type with Built-in Torque Safety Device
特点：具有内置扭矩安全装置的快速更换型

► For Pipe Type Tap, please discuss separately.
PIPE TAPE TAP用 需要另行 协商

TAP ADAPTER (DIN)
丝锥筒夹(DIN)

Below standard
Tap Adapter conforms to **DIN**



Unit (单位) : mm

TAPER No. 锥度号	MODEL No. 型号	EDP No.	D	D1 (Ø)	D2	H	W (口)	L	DIN No.	WEIGHT 重量(Kg)
TSC12D	TCS12D-2821	P2774601	32	2.8	19	25	2.1	24	371	0.20
	TCS12D-3527	P2774602	32	3.5	19	25	2.7	24	371	0.20
	TCS12D-4534	P2774603	32	4.5	19	25	3.4	24	371	0.20
	TCS12D-43	P2774604	32	4	19	25	3	24	371	0.20
	TCS12D-5543	P2774605	32	5.5	19	25	4.3	25	376	0.20
	TCS12D-649	P2774606	32	6	19	25	4.9	25	371	0.20
	TCS12D-755	P2774607	32	7	19	25	5.5	25	376	0.20
	TCS12D-862	P2774608	32	8	19	25	6.2	25	371	0.20
	TCS12D-97	P2774609	32	9	19	25	7	26	376	0.20
	TCS12D-108	P2774610	32	10	19	25	8	26	371	0.20
TCS24D	TCS24D-649	P2774612	52	6	31	33	4.9	38	371	0.60
	TCS24D-755	P2774613	52	7	31	33	5.5	38	376	0.60
	TCS24D-862	P2774614	52	8	31	33	6.2	38	371	0.60
	TCS24D-97	P2774615	52	9	31	33	7	38	376	0.60
	TCS24D-108	P2774616	52	10	31	33	8	39	371	0.60
	TCS24D-119	P2774617	52	11	31	33	9	41	376	0.60
	TCS24D-129	P2774618	52	12	31	33	9	43	376	0.60
	TCS24D-1411	P2774619	52	14	31	33	11	43	376	0.60
	TCS24D-1612	P2774620	52	16	31	33	12	46	376	0.60
	TCS24D-18145	P2774621	52	18	31	33	14.5	46	376	0.60
TCS38D	TCS38D-119	P2774622	72	11	48	45	9	43	376	1.80
	TCS38D-129	P2774623	72	12	48	45	9	43	376	1.80
	TCS38D-1411	P2774624	72	14	48	45	11	45	376	1.80
	TCS38D-1612	P2774625	72	16	48	45	12	45	376	1.80
	TCS38D-18145	P2774626	72	18	48	45	14.5	62	376	1.80
	TCS38D-2016	P2774627	72	20	48	45	16	64	376	1.80
	TCS38D-2218	P2774628	72	22	48	45	18	66	376	1.80
	TCS38D-2520	P2774629	72	25	48	45	20	68	376	1.80
TCS38D-2822	P2774630	72	28	48	45	22	68	376	1.80	

▶ Feature : Quick Change Type with Built-in Torque Safety Device

特点: 具有内置扭矩安全装置的快速更换型

▶ For Pipe Type Tap, please discuss separately.

PIPE TAPE TAP用 需要另行 协商

YG-1 TOOLING SYSTEM

**FACE MILL
ARBOR**

平面铣刀刀柄



CBT (BT DUAL CONTACT)

FMA

JIS B6339/MAS 403-BT

FMA

DIN 69893/ISO 12164-1-HSK

FMA

ANSI B5.18-NT

FMA

DIN 228-MTA

CBT (BT DUAL CONTACT)

FMB / FMC

JIS B6339/MAS 403-BT

FMB / FMC

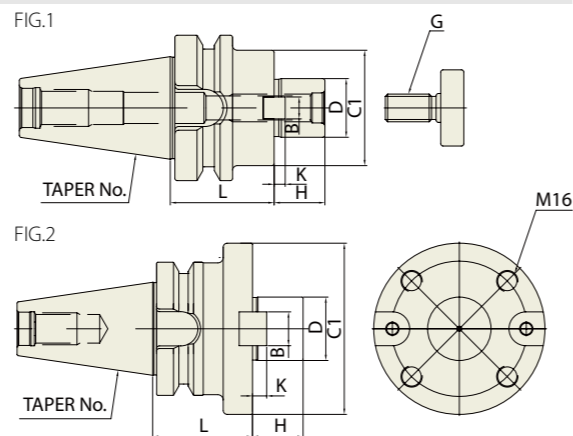
DIN 69893/ISO 12164-1-HSK

FMC

PARTS

FACE MILL ARBOR
平面铣刀刀柄

CBT
(BT DUAL CONTACT)



Tap Parts, Refer to page 239
配件, 请参阅第239页

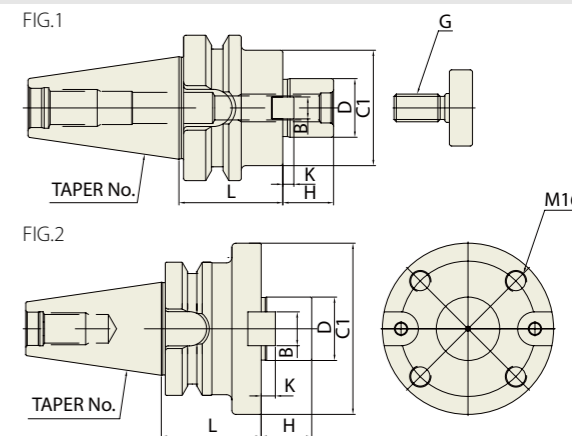
Unit (单位) : mm

TAPER No. 锥度号	MODEL No. 型号	EDP No.	D	L	C1	H	B	K	G	FIG.	WEIGHT 重量(Kg)
30	CBT30-FMA25.4-45	P2779201	25.4	45	50	22	9.5	5	M12	1	1.10
	CBT30-FMA31.75-45	P2779202	31.75	45	60	30	12.7	7	M16	1	1.20
40	CBT40-FMA25.4-45	P2779203	25.4	45	50	22	9.5	5	M12	1	1.50
	CBT40-FMA25.4-90	P2779204	25.4	90	50	22	9.5	5	M12	1	3.10
	CBT40-FMA31.75-45	P2779205	31.75	45	60	30	12.7	7	M16	1	1.90
	CBT40-FMA31.75-75	P2779206	31.75	75	60	30	12.7	7	M16	1	2.70
	CBT40-FMA38.1-60	P2779207	38.1	60	80	34	15.9	9	M20	1	2.90
	CBT40-FMA38.1-105	P2779213	38.1	105	80	34	15.9	9	M20	1	6.00
50	CBT50-FMA25.4-45	P2779208	25.4	45	50	22	9.5	5	M12	1	3.70
	CBT50-FMA25.4-90	P2779209	25.4	90	50	22	9.5	5	M12	1	4.60
	CBT50-FMA25.4-150	P2779210	25.4	150	50	22	9.5	5	M12	1	5.50
	CBT50-FMA31.75-45	P2779211	31.75	45	60	30	12.7	7	M16	1	4.50
	CBT50-FMA31.75-75	P2779212	31.75	75	60	30	12.7	7	M16	1	5.30
	CBT50-FMA31.75-105	P2779213	31.75	105	60	30	12.7	7	M16	1	5.80
	CBT50-FMA31.75-150	P2779214	31.75	150	60	30	12.7	7	M16	1	6.30
	CBT50-FMA38.1-45	P2779215	38.1	45	80	34	15.9	9	M20	1	4.30
	CBT50-FMA38.1-75	P2779216	38.1	75	80	34	15.9	9	M20	1	5.60
	CBT50-FMA38.1-105	P2779217	38.1	105	80	34	15.9	9	M20	1	6.00
	CBT50-FMA38.1-150	P2779218	38.1	150	80	34	15.9	9	M20	1	6.50
	CBT50-FMA50.8-45	P2779219	50.8	45	100	36	19.05	10	M24	1	4.90
CBT50-FMA50.8-75	P2779220	50.8	75	100	36	19.05	10	M24	1	6.80	
CBT50-FMA47.625-75	P2779221	47.625	75	128.57	38	25.4	12.5	-	2	7.70	

▶ Without "Coolant Through".
没有“冷却剂”

FACE MILL ARBOR
平面铣刀刀柄

**JIS B6339/
MAS 403-BT**



Tap Parts, Refer to page 239
配件, 请参阅第239页

Unit (单位) : mm

TAPER No. 锥度号	MODEL No. 型号	EDP No.	D	L	C1	H	B	K	G	FIG.	WEIGHT 重量(Kg)
30	BT30-FMA25.4-45	P2779222	25.4	45	50	22	9.5	5	M12	1	1.10
	BT30-FMA31.75-45	P2779223	31.75	45	60	30	12.7	7	M16	1	1.20
40	BT40-FMA25.4-45	P2779224	25.4	45	50	22	9.5	5	M12	1	1.50
	BT40-FMA25.4-90	P2779225	25.4	90	50	22	9.5	5	M12	1	3.10
	BT40-FMA31.75-45	P2779226	31.75	45	60	30	12.7	7	M16	1	1.90
	BT40-FMA31.75-75	P2779227	31.75	75	60	30	12.7	7	M16	1	2.70
	BT40-FMA38.1-60	P2779228	38.1	60	80	34	15.9	9	M20	1	2.90
	BT40-FMA38.1-105	P2779234	38.1	105	80	34	15.9	9	M20	1	6.00
50	BT50-FMA25.4-45	P2779229	25.4	45	50	22	9.5	5	M12	1	3.70
	BT50-FMA25.4-90	P2779230	25.4	90	50	22	9.5	5	M12	1	4.60
	BT50-FMA25.4-150	P2779231	25.4	150	50	22	9.5	5	M12	1	5.50
	BT50-FMA31.75-45	P2779232	31.75	45	60	30	12.7	7	M16	1	4.50
	BT50-FMA31.75-75	P2779233	31.75	75	60	30	12.7	7	M16	1	5.30
	BT50-FMA31.75-105	P2779234	31.75	105	60	30	12.7	7	M16	1	5.80
	BT50-FMA31.75-150	P2779235	31.75	150	60	30	12.7	7	M16	1	6.30
	BT50-FMA38.1-45	P2779236	38.1	45	80	34	15.9	9	M20	1	4.30
	BT50-FMA38.1-75	P2779237	38.1	75	80	34	15.9	9	M20	1	5.60
	BT50-FMA38.1-105	P2779238	38.1	105	80	34	15.9	9	M20	1	6.00
	BT50-FMA38.1-150	P2779239	38.1	150	80	34	15.9	9	M20	1	6.50
	BT50-FMA50.8-45	P2779240	50.8	45	100	36	19.05	10	M24	1	4.90
BT50-FMA50.8-75	P2779241	50.8	75	100	36	19.05	10	M24	1	6.80	
BT50-FMA47.625-75	P2779242	47.625	75	128.57	38	25.4	12.5	-	2	7.70	

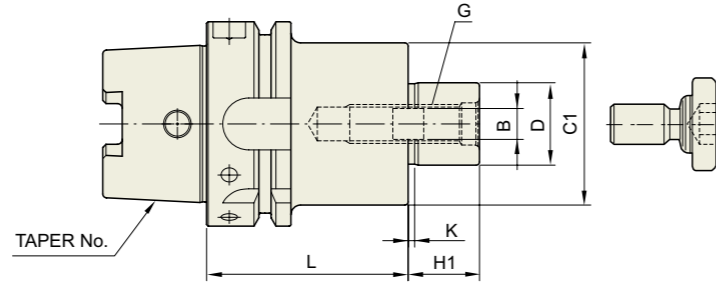
▶ Without "Coolant Through".
没有“冷却剂”

▶ CAT(ANSI B5.50) taper and Inch type products are available.
CAT(ANSI B5.50)锥柄及英制产品可供选择

FACE MILL ARBOR

平面铣刀刀柄

DIN 69893/
ISO 12164-1-HSK FORM A



Tap Parts, Refer to page 239
配件, 请参阅第239页

Unit (单位) : mm

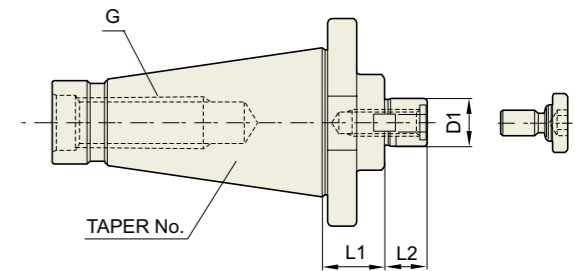
TAPER No. 锥度号	MODEL No. 型号	EDP No.	D	C1	L	H1	B	K	G	WEIGHT 重量(Kg)
40A	HSK40A-FMA25.4-50	P2779243	25.4	50	50	22	9.5	5	M12	0.61
50A	HSK50A-FMA25.4-60	P2779244	25.4	50	60	22	9.5	5	M12	0.90
63A	HSK63A-FMA25.4-45	P2779245	25.4	50	45	22	9.5	5	M12	1.03
	HSK63A-FMA31.75-50	P2779246	31.75	60	50	30	12.7	7	M16	1.26
100A	HSK100A-FMA25.4-45	P2779247	25.4	50	45	22	9.5	5	M12	2.31
	HSK100A-FMA31.75-50	P2779248	31.75	60	50	30	12.7	7	M16	2.61
	HSK100A-FMA38.1-55	P2779249	38.1	80	55	34	15.9	9	M20	3.22
	HSK100A-FMA50.8-60	P2779250	50.8	100	60	36	19.05	10	M24	4.06

▶ Without "Coolant Through".
没有“冷却剂”

FACE MILL ARBOR

平面铣刀刀柄

ANSI B5.18-NT

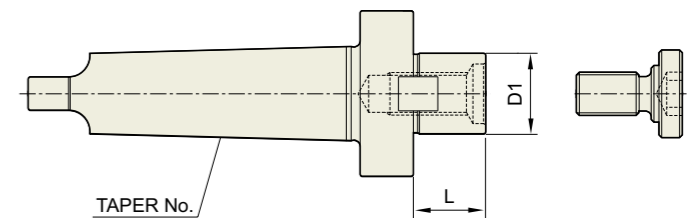


Tap Parts, Refer to page 239
配件, 请参阅第239页

Unit (单位) : mm

TAPER No. 锥度号	MODEL No. 型号	EDP No.	CUTTER (Ø) 刀盘	D1	L1	L2	DRAW THREAD 拉伸螺纹	OLD MODEL No. 型号	WEIGHT 重量(Kg)
40	NT40-FMA25.4	P2779251	3"(75)	25.4	30	22	U5/8-11(M16x2)	NT40-3R	1.45
	NT40-FMA31.75	P2779252	4"(100)	31.75	30	30	U5/8-11(M16x2)	NT40-4R	1.75
	NT40-FMA38.1	P2779253	5"(125)	38.1	30	34	U5/8-11(M16x2)	NT40-5R	1.93
	NT40-FMA50.8	P2779254	6"(150)	50.8	30	36	U5/8-11(M16x2)	NT40-6R	2.55
50	NT50-FMA25.4	P2779255	3"(75)	25.4	30	22	U1-8(M24x3)	NT50-3R	3.30
	NT50-FMA31.75	P2779256	4"(100)	31.75	30	30	U1-8(M24x3)	NT50-4R	3.40
	NT50-FMA38.1	P2779257	5"(125)	38.1	30	34	U1-8(M24x3)	NT50-5R	3.60
	NT50-FMA50.8	P2779258	6"(150)	50.8	30	36	U1-8(M24x3)	NT50-6R	3.90
	NT50-FMA47.625	P2779259	8"(200)	47.625	45	38	U1-8(M24x3)	NT50-8R	4.90

DIN 228-MTA



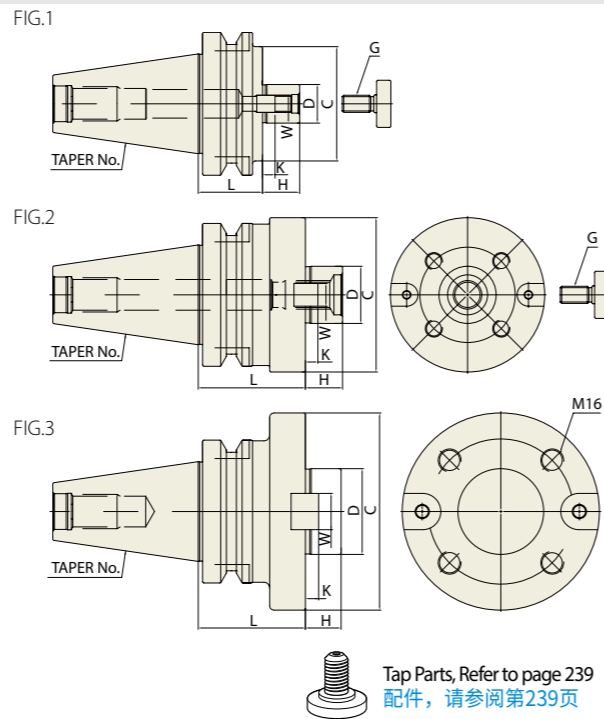
Tap Parts, Refer to page 239
配件, 请参阅第239页

Unit (单位) : mm

TAPER No. 锥度号	MODEL No. 型号	EDP No.	CUTTER (Ø) 刀盘	D1	L	WEIGHT 重量(Kg)
5	MTA5-FMA25.4	P2779260	3"(75)	25.4	22	1.60
	MTA5-FMA31.75	P2779261	4"(100)	31.75	30	1.90
	MTA5-FMA38.1	P2779262	5"(125)	38.1	34	2.20
6	MTA6-FMA25.4	P2779263	3"(75)	25.4	22	3.50
	MTA6-FMA31.75	P2779264	4"(100)	31.75	30	3.80
	MTA6-FMA38.1	P2779265	5"(125)	38.1	34	4.10
	MTA6-FMA50.8	P2779266	6"(150)	50.8	36	4.60
	MTA6-FMA47.625	P2779267	8"(200)	47.625	38	5.40

FACE MILL ARBOR
平面铣刀刀柄

CBT
(BT DUAL CONTACT)



Tap Parts, Refer to page 239
配件, 请参阅第239页

◆ METRIC TYPE

Unit (单位) : mm

TAPER No. 锥度号	MODEL No. 型号	EDP No.	D	L	C	H	W	K	G	FIG.	WEIGHT 重量(Kg)
30	CBT30-FMB27-45	P2779316	27	45	80	26	12	6	M12	1	2.10
	CBT40-FMB27-60	P2779269	27	60	80	26	12	6	M12	1	2.50
40	CBT40-FMB27-90	P2779270	27	90	80	26	12	6	M12	1	4.70
	CBT40-FMB40-60	P2779271	40	60	85	26	16	8.5	M20	1	7.40
	CBT50-FMB27-45	P2779272	27	45	80	26	12	6	M12	1	4.00
	CBT50-FMB27-90	P2779273	27	90	80	26	12	6	M12	1	5.80
	CBT50-FMB27-150	P2779274	27	150	80	26	12	6	M12	1	8.20
50	CBT50-FMB40-45	P2779275	40	45	85	26	16	8.5	M20	1	4.70
	CBT50-FMB40-75	P2779276	40	75	85	26	16	8.5	M20	1	6.10
	CBT50-FMB40-105	P2779277	40	105	85	26	16	8.5	M20	1	8.10
	CBT50-FMB40F-75	P2779278	40	75	110	26	16	8.5	M20	2	6.60
	CBT50-FMB60-75	P2779279	60	75	140	25	25.4	12.5	-	3	7.90

◆ INCH TYPE

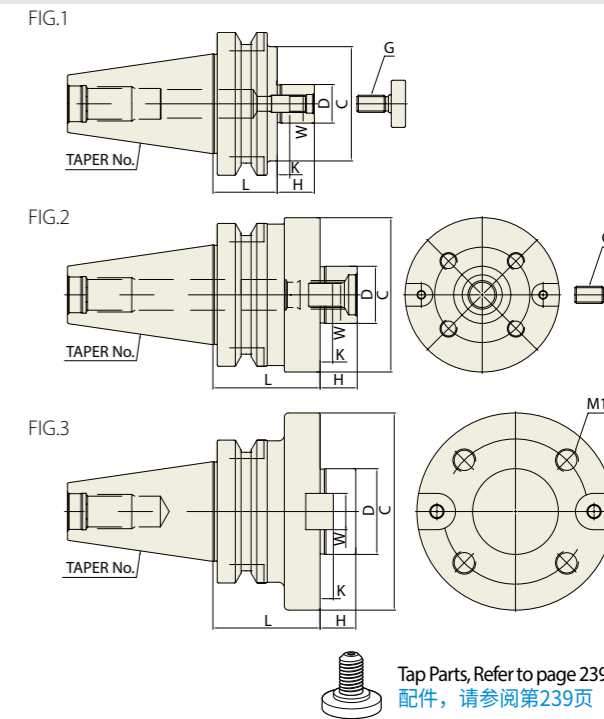
Unit (单位) : mm

TAPER No. 锥度号	MODEL No. 型号	EDP No.	D	L	C	H	W	K	G	FIG.	WEIGHT 重量(Kg)
30	CBT30-FMB25.4-45	P2779314	25.4	45	80	26	9.5	5	M12	1	2.10
	CBT40-FMB25.4-60	P2779281	25.4	60	80	26	9.5	5	M12	1	2.50
40	CBT40-FMB25.4-90	P2779282	25.4	90	80	26	9.5	5	M12	1	4.70
	CBT40-FMB38.1-60	P2779283	38.1	60	85	26	15.9	9	M20	1	7.40
	CBT50-FMB25.4-45	P2779284	25.4	45	80	26	9.5	5	M12	1	4.00
	CBT50-FMB25.4-90	P2779285	25.4	90	80	26	9.5	5	M12	1	5.80
	CBT50-FMB25.4-150	P2779286	25.4	150	80	26	9.5	5	M12	1	8.20
50	CBT50-FMB38.1-45	P2779287	38.1	45	85	26	15.9	9	M20	1	4.70
	CBT50-FMB38.1-75	P2779288	38.1	75	85	26	15.9	9	M20	1	6.10
	CBT50-FMB38.1-105	P2779289	38.1	105	85	26	15.9	9	M20	1	8.70
	CBT50-FMB38.F-75	P2779290	38.1	75	110	26	15.9	9	M20	2	6.60

▶ Without "Coolant Through".
没有“冷却剂”

FACE MILL ARBOR
平面铣刀刀柄

JIS B6339/
MAS 403-BT



Tap Parts, Refer to page 239
配件, 请参阅第239页

◆ METRIC TYPE

Unit (单位) : mm

TAPER No. 锥度号	MODEL No. 型号	EDP No.	D	L	C	H	W	K	G	FIG.	WEIGHT 重量(Kg)
30	BT30-FMB27-45	P2779291	27	45	80	26	12	6	M12	1	2.10
	BT40-FMB27-60	P2779292	27	60	80	26	12	6	M12	1	2.50
40	BT40-FMB27-90	P2779293	27	90	80	26	12	6	M12	1	4.70
	BT40-FMB40-60	P2779294	40	60	85	26	16	8.5	M20	1	7.40
	BT50-FMB27-45	P2779295	27	45	80	26	12	6	M12	1	4.00
	BT50-FMB27-90	P2779296	27	90	80	26	12	6	M12	1	5.80
	BT50-FMB27-150	P2779297	27	150	80	26	12	6	M12	1	8.20
50	BT50-FMB40-45	P2779298	40	45	85	26	16	8.5	M20	1	4.70
	BT50-FMB40-75	P2779299	40	75	85	26	16	8.5	M20	1	6.10
	BT50-FMB40-105	P2779300	40	105	85	26	16	8.5	M20	1	8.10
	BT50-FMB40F-75	P2779301	40	75	110	26	16	8.5	M20	2	6.60
	BT50-FMB60-75	P2779302	60	75	140	25	25.4	12.5	-	3	7.90

◆ INCH TYPE

Unit (单位) : mm

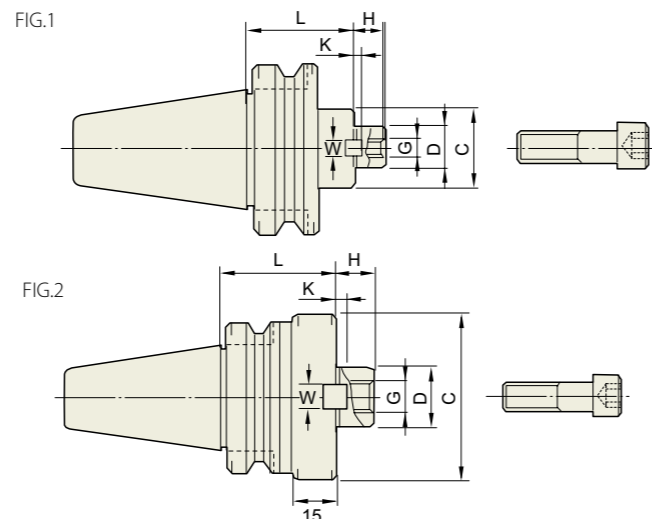
TAPER No. 锥度号	MODEL No. 型号	EDP No.	D	L	C	H	W	K	G	FIG.	WEIGHT 重量(Kg)
30	BT30-FMB25.4-45	P2779315	25.4	45	80	26	9.5	5	M12	1	2.10
	BT40-FMB25.4-60	P2779304	25.4	60	80	26	9.5	5	M12	1	2.50
40	BT40-FMB25.4-90	P2779305	25.4	90	80	26	9.5	5	M12	1	4.70
	BT40-FMB38.1-60	P2779306	38.1	60	85	26	15.9	9	M20	1	7.40
	BT50-FMB25.4-45	P2779307	25.4	45	80	26	9.5	5	M12	1	4.00
	BT50-FMB25.4-90	P2779308	25.4	90	80	26	9.5	5	M12	1	5.80
	BT50-FMB25.4-150	P2779309	25.4	150	80	26	9.5	5	M12	1	8.20
50	BT50-FMB38.1-45	P2779310	38.1	45	85	26	15.9	9	M20	1	4.70
	BT50-FMB38.1-75	P2779311	38.1	75	85	26	15.9	9	M20	1	6.10
	BT50-FMB38.1-105	P2779312	38.1	105	85	26	15.9	9	M20	1	8.70
	BT50-FMB38.F-75	P2779313	38.1	75	110	26	15.9	9	M20	2	6.60

▶ Without "Coolant Through".
没有“冷却剂”

▶ CAT(ANSI B5.50) taper and Inch type products are available.
CAT(ANSI B5.50)锥柄及英制产品可供选择

FACE MILL ARBOR
平面铣刀刀柄

CBT
(BT DUAL CONTACT)



Tap Parts, Refer to page 239
配件, 请参阅第239页

◆ METRIC TYPE

Unit (单位) : mm

TAPER No. 锥度号	MODEL No. 型号	EDP No.	D	L	C	H	W	K	G	FIG.	WEIGHT 重量(Kg)
30	CBT30-FMC22-45	P2776131	22	45	45	18	10	5	M10	2	0.80
40	CBT40-FMC22-45	P2776132	22	45	45	18	10	5	M10	1	1.30
	CBT40-FMC27-60	P2776133	27	60	70	20	12	6	M12	2	1.50
	CBT40-FMC32-60	P2776134	32	60	85	22	14	7	M16	2	2.30
50	CBT50-FMC22-60	P2776135	22	60	45	18	10	5	M10	1	4.20
	CBT50-FMC22-105	P2776136	22	105	45	18	10	5	M10	1	4.70
	CBT50-FMC22-150	P2776137	22	150	45	18	10	5	M10	1	5.30
	CBT50-FMC27-45	P2776138	27	45	70	20	12	6	M12	1	4.10
	CBT50-FMC27-90	P2776139	27	90	70	20	12	6	M12	1	5.50
	CBT50-FMC27-150	P2776140	27	150	70	20	12	6	M12	1	7.30
	CBT50-FMC32-60	P2776141	32	60	85	22	14	7	M16	1	4.20
	CBT50-FMC32-105	P2776142	32	105	85	22	14	7	M16	1	5.50
	CBT50-FMC32-150	P2776143	32	150	85	22	14	7	M16	1	7.00

◆ INCH TYPE

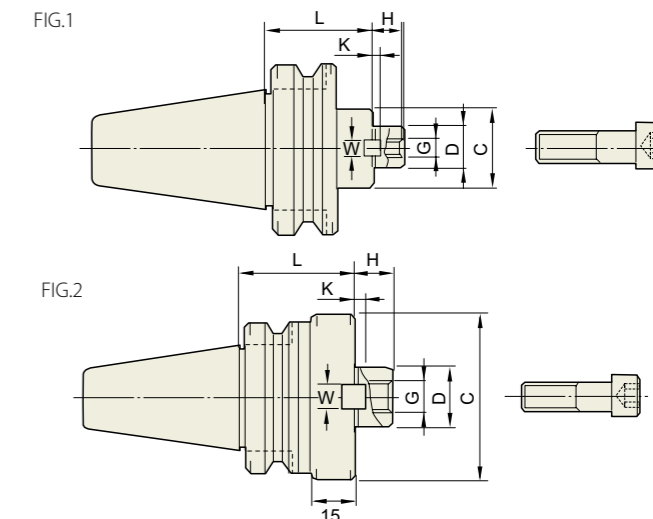
Unit (单位) : mm

TAPER No. 锥度号	MODEL No. 型号	EDP No.	D	L	C	H	W	K	G	FIG.	WEIGHT 重量(Kg)
30	CBT30-FMC25.4-45	P2776144	25.4	45	70	20	9.5	6	M12	2	1.10
40	CBT40-FMC25.4-60	P2776145	25.4	60	70	20	9.5	6	M12	2	1.50
	CBT40-FMC25.4-90	P2776146	25.4	90	70	20	9.5	6	M12	2	2.20
	CBT40-FMC38.1-60	P2776147	38.1	60	85	22	15.9	7	M16	2	2.30
	CBT40-FMC38.1-75	P2776148	38.1	75	85	22	15.9	7	M16	2	2.60
50	CBT50-FMC25.4-45	P2776149	25.4	45	70	20	9.5	6	M12	1	4.10
	CBT50-FMC25.4-90	P2776150	25.4	90	70	20	9.5	6	M12	1	5.50
	CBT50-FMC25.4-150	P2776151	25.4	150	70	20	9.5	6	M12	1	7.30
	CBT50-FMC38.1-45	P2776152	38.1	45	85	22	15.9	7	M16	1	4.20
	CBT50-FMC38.1-75	P2776153	38.1	75	85	22	15.9	7	M16	1	5.50
	CBT50-FMC38.1-105	P2776154	38.1	105	85	22	15.9	7	M16	1	7.00

▶Without "Coolant Through".
没有“冷却剂”

FACE MILL ARBOR
平面铣刀刀柄

**JIS B6339/
MAS 403-BT**



Tap Parts, Refer to page 239
配件, 请参阅第239页

◆ METRIC TYPE

Unit (单位) : mm

TAPER No. 锥度号	MODEL No. 型号	EDP No.	D	L	C	H	W	K	G	FIG.	WEIGHT 重量(Kg)
30	BT30-FMC22-45	P2776101	22	45	45	18	10	5	M10	2	0.80
40	BT40-FMC22-45	P2776102	22	45	45	18	10	5	M10	1	1.30
	BT40-FMC27-60	P2776103	27	60	70	20	12	6	M12	2	1.50
	BT40-FMC32-60	P2776104	32	60	85	22	14	7	M16	2	2.30
50	BT50-FMC22-60	P2776105	22	60	45	18	10	5	M10	1	4.20
	BT50-FMC22-105	P2776106	22	105	45	18	10	5	M10	1	4.70
	BT50-FMC22-150	P2776107	22	150	45	18	10	5	M10	1	5.30
	BT50-FMC27-45	P2776108	27	45	70	20	12	6	M12	1	4.10
	BT50-FMC27-90	P2776109	27	90	70	20	12	6	M12	1	5.50
	BT50-FMC27-150	P2776110	27	150	70	20	12	6	M12	1	7.30
	BT50-FMC32-60	P2776111	32	60	85	22	14	7	M16	1	4.20
	BT50-FMC32-105	P2776112	32	105	85	22	14	7	M16	1	5.50
	BT50-FMC32-150	P2776113	32	150	85	22	14	7	M16	1	7.00

◆ INCH TYPE

Unit (单位) : mm

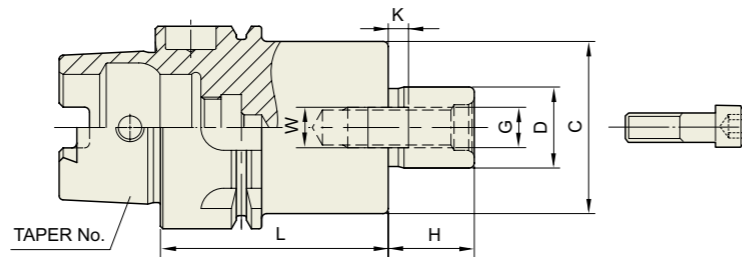
TAPER No. 锥度号	MODEL No. 型号	EDP No.	D	L	C	H	W	K	G	FIG.	WEIGHT 重量(Kg)
30	BT30-FMC25.4-45	P2776114	25.4	45	70	20	9.5	6	M12	2	1.10
40	BT40-FMC25.4-60	P2776115	25.4	60	70	20	9.5	6	M12	2	1.50
	BT40-FMC25.4-90	P2776116	25.4	90	70	20	9.5	6	M12	2	2.20
	BT40-FMC38.1-60	P2776117	38.1	60	85	22	15.9	7	M16	2	2.30
	BT40-FMC38.1-75	P2776118	38.1	75	85	22	15.9	7	M16	2	2.60
50	BT50-FMC25.4-45	P2776119	25.4	45	70	20	9.5	6	M12	1	4.10
	BT50-FMC25.4-90	P2776120	25.4	90	70	20	9.5	6	M12	1	5.50
	BT50-FMC25.4-150	P2776121	25.4	150	70	20	9.5	6	M12	1	7.30
	BT50-FMC38.1-45	P2776122	38.1	45	85	22	15.9	7	M16	1	4.20
	BT50-FMC38.1-75	P2776123	38.1	75	85	22	15.9	7	M16	1	5.50
	BT50-FMC38.1-105	P2776124	38.1	105	85	22	15.9	7	M16	1	7.00

▶Without "Coolant Through".
没有“冷却剂”

▶CAT(ANSI B5.50) taper and Inch type products are available.
CAT(ANSI B5.50)锥柄及英制产品可供选择

FACE MILL ARBOR
平面铣刀刀柄

DIN 69893/
ISO 12164-1-HSK FORM A



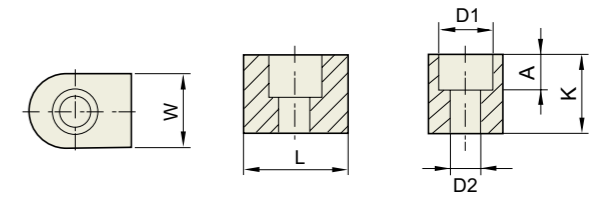
Tap Parts, Refer to page 239
配件, 请参阅第239页

Unit (单位): mm

TAPER No. 锥度号	MODEL No. 型号	EDP No.	D	C	L	H	W	K	G	WEIGHT 重量(Kg)
40A	HSK40A-FMC16-45	P2774707	16	34	45	17	8	4	M8	0.43
	HSK40A-FMC22-50	P2774708	22	45	50	18	10	5	M10	0.56
	HSK40A-FMC27-60	P2774709	27	68	60	20	12	7	M12	1.02
50A	HSK50A-FMC16-40	P2774710	16	34	40	17	8	4	M8	0.54
	HSK50A-FMC22-50	P2774711	22	45	50	18	10	5	M10	0.73
	HSK50A-FMC27-60	P2774712	27	70	60	20	12	6	M12	1.20
63A	HSK63A-FMC22-45	P2774701	22	45	45	18	10	5	M10	0.97
	HSK63A-FMC27-60	P2774702	27	70	60	20	12	6	M12	1.57
	HSK63A-FMC32-60	P2774703	32	85	60	22	14	7	M16	1.81
100A	HSK100A-FMC22-50	P2774704	22	45	50	18	10	5	M10	2.33
	HSK100A-FMC27-60	P2774705	27	70	60	20	12	6	M12	3.02
	HSK100A-FMC32-60	P2774706	32	85	60	22	14	7	M16	3.41

▶Without "Coolant Through".
没有“冷却剂”

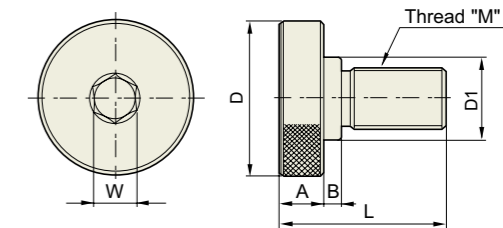
KEY & BOLT (For FACE MILL ARBOR)
传动销&螺丝 (平面铣刀刀柄用)



KEY 传动销

Unit (单位): mm

KEY	EDP No.	W	K	L	D1	D2	A	APPLICABLE ARBOR 适用刀柄
8 × 7 × 12.8	P2778857	8	7	12.8	5.8	3.2	3.2	SMA16
10 × 7.8 × 15.5	P2778858	10	7.8	15.5	7.5	4.2	4.3	SMA22
9.52 × 9.52 × 10.2	P2774753	9.52	9.52	10.2	7.5	4.5	5.2	FMA25.4 / FMB25.4
9.5 × 12 × 11	P2774754	9.5	12	11	7.5	4.2	5	FMC25.4
12 × 9 × 18.5	P2778859	12	9	18.5	9	5.3	5.5	SMA27
10 × 10 × 11	P2774756	10	10	11	7.5	4.2	5	FMC22
14 × 11.5 × 20.5	P2778860	14	11.5	20.5	10.5	6.5	6.5	SMA32
12 × 13 × 18	P2774758	12	13	18	9	5.3	8	FMB27 / FMC27
16 × 13.5 × 23.5	P2778861	16	13.5	23.5	10.5	6.5	6.5	SMA40
12.7 × 12.7 × 12.7	P2774760	12.7	12.7	12.7	7.5	4.5	5.2	FMA31.75
15.87 × 15.87 × 18.5	P2774761	15.87	15.87	18.5	10.3	6.6	7.5	FMA38.1 / FMB40 / FMB40F
14 × 15 × 20	P2774762	14	15	20	10.5	6.3	8	FMC32
18 × 18 × 28.5	P2778862	18	18	28.5	10.5	6.5	10	SMA50
19 × 18 × 22	P2774764	19	18	22	10.5	6.3	7	FMA50.8



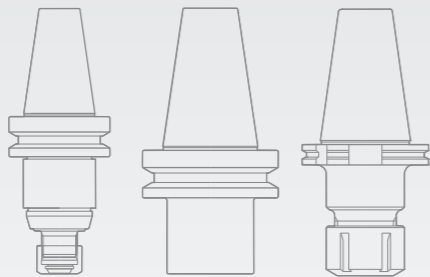
MOUNTING BOLT 安装螺丝

Unit (单位): mm

MOUNTING BOLT	EDP No.	M	D	D1	L	A	B	W	APPLICABLE ARBOR 适用刀柄
MB8	P2774765	8 × 1.25	20	15	23	7	2	6	FMC16
MB10	P2774766	10 × 1.5	28	18	29	9	2	8	FMC22
MB12	P2774767	12 × 1.75	33	23	32	10	2	10	FMC27 / FMB27 / FMA25.4
MB16	P2774768	16 × 2.0	40	23	42	10	6	12	FMC32 / FMA31.75
MB20	P2774769	20 × 2.5	50	27	54	14	6	14	FMC40 / FMA38.1 / FMB40 / FMB40F
MB24	P2774770	24 × 3.0	65	37	62	14	10	17	FMA50.8



Global Cutting Tool Leader **YG-1**



TOOLING SYSTEM

YG-1 TOOLING SYSTEM

COPY MILL ARBOR & INDEXABLE DRILL HOLDER

仿形铣刀柄 & 可转位钻头刀柄



COPY MILL ARBOR

DIN 69871-SK

DIN 69893/ISO 12164-1-HSK

JIS B6339/MAS 403-BT

INDEXABLE DRILL HOLDER

DIN 69871-SK

DIN 69893/ISO 12164-1-HSK

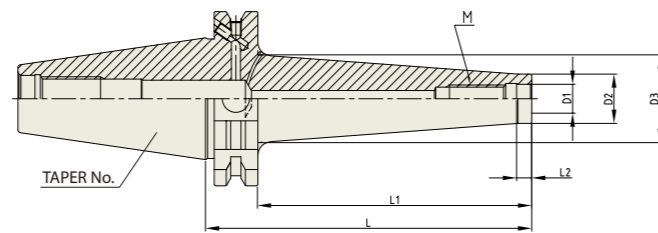
JIS B6339/MAS 403-BT

YG COPY MILL ARBOR & INDEXABLE DRILL HOLDER

M

COPY MILL ARBOR
仿形铣刀柄

DIN 69871-SK



Unit (单位) : mm

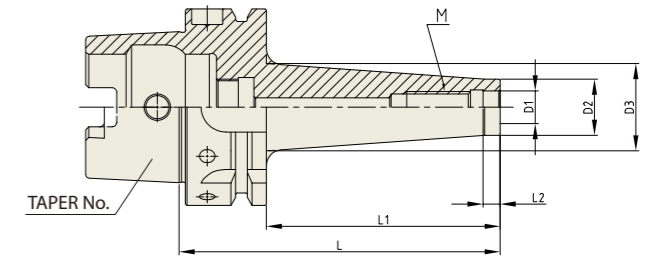
TAPER No. 锥度号	MODEL No. (M-L1) 型号	EDP No.	D1	D2	D3	L	L1	L2	WEIGHT 重量(Kg)
40	SK40AD/B-M6-25	P2801701	6.5	10	13	44	25	5	0.80
	SK40AD/B-M8-25	P2801702	8.5	13	15	44	25	5	0.80
	SK40AD/B-M8-50	P2801703	8.5	13	23	69	50	5	0.86
	SK40AD/B-M8-75	P2801704	8.5	13	23	94	75	5	0.90
	SK40AD/B-M8-100	P2801705	8.5	13	25	119	100	5	0.97
	SK40AD/B-M10-5	P2801706	10.5	18	18	24	5	5	0.77
	SK40AD/B-M10-25	P2801707	10.5	18	20	44	25	5	0.79
	SK40AD/B-M10-50	P2801708	10.5	18	23	69	50	5	0.85
	SK40AD/B-M10-75	P2801709	10.5	18	28	94	75	5	0.87
	SK40AD/B-M10-100	P2801710	10.5	18	32	119	100	5	1.12
	SK40AD/B-M10-150	P2801711	10.5	18	36.5	169	150	5	1.38
	SK40AD/B-M12-5	P2801712	12.5	21	21	24	5	5	0.77
	SK40AD/B-M12-25	P2801713	12.5	21	24	44	25	5	0.82
	SK40AD/B-M12-50	P2801714	12.5	21	24	69	50	5	0.85
	SK40AD/B-M12-75	P2801715	12.5	21	31	94	75	5	1.02
	SK40AD/B-M12-100	P2801716	12.5	21	33	119	100	5	1.09
	SK40AD/B-M12-150	P2801717	12.5	21	40	169	150	5	1.53
	SK40AD/B-M16-5	P2801718	17	29	29	24	5	5	0.77
	SK40AD/B-M16-25	P2801719	17	29	29	44	25	5	0.85
	SK40AD/B-M16-50	P2801720	17	29	34	69	50	5	1.00
SK40AD/B-M16-75	P2801721	17	29	34	94	75	5	0.99	
SK40AD/B-M16-100	P2801722	17	29	36	119	100	5	1.34	
SK40AD/B-M16-150	P2801723	17	29	42.5	169	150	5	1.84	
50	SK50AD/B-M8-50	P2801724	8.5	13	23	69	50	5	2.69
	SK50AD/B-M10-50	P2801725	10.5	18	23	69	50	5	2.71
	SK50AD/B-M10-100	P2801726	10.5	18	32	119	100	10	2.88
	SK50AD/B-M10-150	P2801727	10.5	18	36.5	169	150	10	3.17
	SK50AD/B-M12-50	P2801728	12.5	21	24	69	50	5	2.67
	SK50AD/B-M12-100	P2801729	12.5	21	33	119	100	10	2.93
	SK50AD/B-M12-150	P2801730	12.5	21	40	169	150	10	3.33
	SK50AD/B-M16-50	P2801731	17	29	34	69	50	5	2.79
	SK50AD/B-M16-100	P2801732	17	29	36	119	100	10	3.00
	SK50AD/B-M16-150	P2801733	17	29	42.5	169	150	10	3.60

YG COPY MILL ARBOR & INDEXABLE DRILL HOLDER

M

COPY MILL ARBOR
仿形铣刀柄

DIN 69893/
ISO 12164-1-HSK FORM A



Unit (单位) : mm

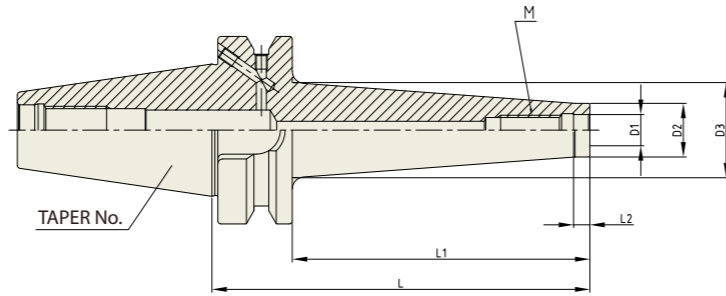
TAPER No. 锥度号	MODEL No. (M-L1) 型号	EDP No.	D1	D2	D3	L	L1	L2	WEIGHT 重量(Kg)
63A	HSK63A-M5-25	P2801801	5.5	10	13	51	25	5	0.77
	HSK63A-M6-25	P2801802	6.5	10	13	51	25	5	0.77
	HSK63A-M8-25	P2801803	8.5	13	15	51	25	5	0.81
	HSK63A-M8-50	P2801804	8.5	13	23	76	50	5	1.09
	HSK63A-M8-75	P2801805	8.5	13	23	101	75	5	1.29
	HSK63A-M10-25	P2801806	10.5	18	20	51	25	5	0.90
	HSK63A-M10-50	P2801807	10.5	18	23	76	50	5	1.20
	HSK63A-M10-75	P2801808	10.5	18	28	101	75	5	1.33
	HSK63A-M10-100	P2801809	10.5	18	32	126	100	5	1.45
	HSK63A-M10-150	P2801810	10.5	18	36.5	176	150	5	1.60
	HSK63A-M12-25	P2801811	12.5	21	24	51	25	5	0.98
	HSK63A-M12-50	P2801812	12.5	21	24	76	50	5	1.29
	HSK63A-M12-75	P2801813	12.5	21	31	101	75	5	1.92
	HSK63A-M12-100	P2801814	12.5	21	33	126	100	5	2.48
	HSK63A-M12-150	P2801815	12.5	21	40	176	150	5	4.19
	HSK63A-M16-25	P2801816	17	29	29	51	25	5	0.78
	HSK63A-M16-50	P2801817	17	29	34	76	50	5	1.85
	HSK63A-M16-75	P2801818	17	29	34	101	75	5	2.46
	HSK63A-M16-100	P2801819	17	29	36	126	100	5	3.23
	HSK63A-M16-150	P2801820	17	29	42.5	176	150	5	5.39
100A	HSK100A-M8-50	P2801821	8.5	13	23	79	50	5	2.33
	HSK100A-M10-50	P2801822	10.5	18	23	79	50	5	2.35
	HSK100A-M10-100	P2801823	10.5	18	32	129	100	10	2.59
	HSK100A-M10-150	P2801824	10.5	18	36.5	179	150	10	2.90
	HSK100A-M12-50	P2801825	12.5	21	24	79	50	5	2.37
	HSK100A-M12-100	P2801826	12.5	21	33	129	100	10	2.64
	HSK100A-M12-150	P2801827	12.5	21	40	179	150	10	3.05
	HSK100A-M16-50	P2801828	17	29	34	79	50	5	2.48
	HSK100A-M16-100	P2801829	17	29	36	129	100	10	2.81
	HSK100A-M16-150	P2801830	17	29	42.5	179	150	10	3.32

YG COPY MILL ARBOR & INDEXABLE DRILL HOLDER

M

COPY MILL ARBOR
仿形铣刀柄

JIS B6339/
MAS 403-BT



Unit (单位) : mm

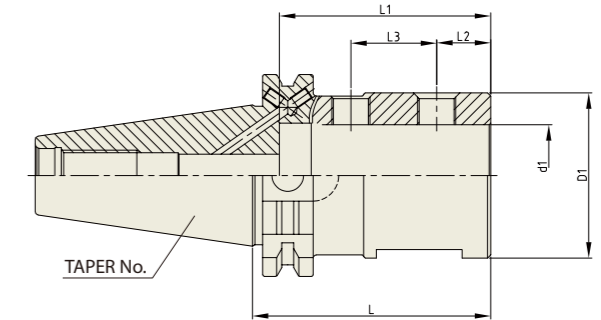
TAPER No. 锥度号	MODEL No. (M-L1) 型号	EDP No.	D1	D2	D3	L	L1	L2	WEIGHT 重量(Kg)
40	BT40AD/B-M6-25	P2801901	6.5	10	13	52	25	5	0.94
	BT40AD/B-M6-50	P2801902	6.5	10	20	77	50	5	0.99
	BT40AD/B-M6-75	P2801903	6.5	10	23	102	75	5	1.04
	BT40AD/B-M8-25	P2801904	8.5	13	15	52	25	5	0.95
	BT40AD/B-M8-50	P2801905	8.5	13	23	77	50	5	1.01
	BT40AD/B-M8-75	P2801906	8.5	13	23	102	75	5	1.05
	BT40AD/B-M10-25	P2801907	10.5	18	20	52	25	5	0.97
	BT40AD/B-M10-50	P2801908	10.5	18	23	77	50	5	1.04
	BT40AD/B-M10-75	P2801909	10.5	18	32	102	75	5	1.28
	BT40AD/B-M12-25	P2801910	12.5	21	15	52	25	5	0.98
	BT40AD/B-M12-75	P2801911	12.5	21	23	102	75	5	1.22
	BT40AD/B-M12-125	P2801912	12.5	21	23	152	125	5	1.50
	BT40AD/B-M16-25	P2801913	17	29	29	52	25	5	1.01
	BT40AD/B-M16-75	P2801914	17	29	34	102	75	5	1.32
BT40AD/B-M16-125	P2801915	17	29	40	152	125	5	1.75	
50	BT50AD/B-M8-50	P2801916	8.5	13	23	88	50	5	3.51
	BT50AD/B-M10-50	P2801917	10.5	18	23	88	50	5	3.54
	BT50AD/B-M10-100	P2801918	10.5	18	32	138	100	10	3.77
	BT50AD/B-M12-50	P2801919	12.5	21	24	88	50	10	3.55
	BT50AD/B-M12-100	P2801920	12.5	21	33	138	100	10	3.82
	BT50AD/B-M16-50	P2801921	17	29	29	88	50	10	3.63
	BT50AD/B-M16-100	P2801922	17	29	36	138	100	10	3.98
	BT50AD/B-M16-150	P2801923	17	29	42.5	188	150	10	4.48

YG COPY MILL ARBOR & INDEXABLE DRILL HOLDER

SL

INDEXABLE DRILL HOLDER
可转位钻头刀柄

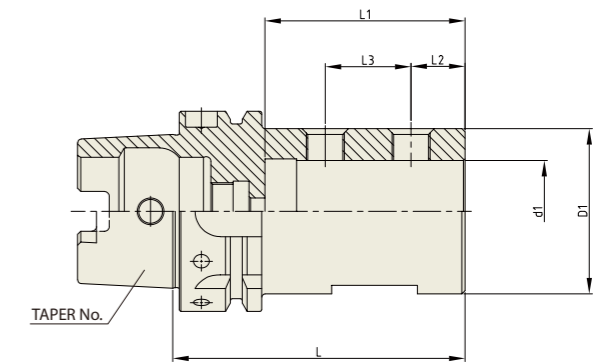
DIN 69871-SK



Unit (单位) : mm

TAPER No. 锥度号	MODEL No. 型号	EDP No.	d1	D1	L	L1	L2	L3	WEIGHT 重量(Kg)
40	SK40AD/B-SL20-65	P2802001	20	40	65	56	15	20	1.07
	SK40AD/B-SL25-70	P2802002	25	45	70	61.5	17	23	1.15
	SK40AD/B-SL32-75	P2802003	32	52	75	66.5	17	27	1.27
	SK40AD/B-SL40-115	P2802004	40	60	115	73	22	28	2.10
50	SK50AD/B-SL20-70	P2802005	20	40	70	54	15	20	3.00
	SK50AD/B-SL25-70	P2802006	25	45	70	64	17	23	3.04
	SK50AD/B-SL32-75	P2802007	32	52	75	68	17	27	3.14
	SK50AD/B-SL40-80	P2802008	40	60	80	77.0	22	28	3.26

**DIN 69893/
ISO 12164-1-HSK FORM A**



Unit (单位) : mm

TAPER No. 锥度号	MODEL No. 型号	EDP No.	d1	D1	L	L1	L2	L3	WEIGHT 重量(Kg)
63A	HSK63A-SL20-80	P2802051	20	40	80	54	15	20	1.04
	HSK63A-SL25-90	P2802052	25	45	90	59	17	23	1.21
	HSK63A-SL32-90	P2802053	32	52	90	63	17	27	1.30
	HSK63A-SL40-105	P2802054	40	60	105	73	22	28	1.58
100A	HSK100A-SL20-90	P2802055	20	40	90	54	15	20	2.71
	HSK100A-SL25-95	P2802056	25	45	95	59	17	23	2.84
	HSK100A-SL32-100	P2802057	32	52	100	63	17	27	3.03
	HSK100A-SL40-110	P2802058	40	60	110	73	22	28	3.32

HYDRAULIC CHUCK

SHRINK FIT HOLDER

ER COLLET CHUCK

END MILL HOLDER & SIDE LOCK ARBOR

SHELL MILL ARBOR

POWER MILLING CHUCK

MORSE TAPER ARBOR

SK SLIM CHUCK

SYNCHRO TAPPING CHUCK

ONE STEP TAPPING CHUCK

TAPPING ER CHUCK

TAPPING CHUCK

FACE MILL ARBOR

COPY MILL ARBOR & INDEXABLE DRILL HOLDER

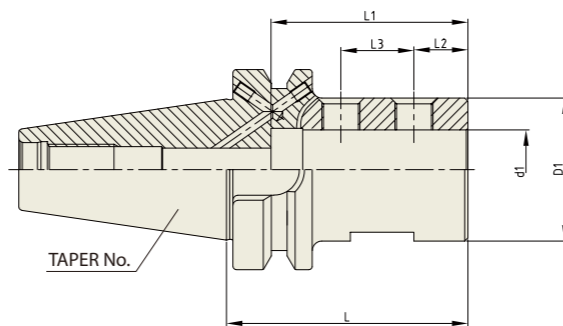

NC DRILL CHUCK & OTHER TOOL HOLDERS

BORING SYSTEM

ACCESSORY & OTHERS

INDEXABLE DRILL HOLDER
可转位钻头刀柄

JIS B6339/
MAS 403-BT



Unit (单位) : mm

TAPER No. 锥度号	MODEL No. (M-L1) 型号	EDP No.	d1	D1	L	L1	L2	L3	WEIGHT 重量(Kg)
40	BT40AD/B-SL20-72	P2802101	20	40	72	54	15	20	1.09
	BT40AD/B-SL25-76	P2802102	25	45	76	62	17	23	1.11
	BT40AD/B-SL32-80	P2802103	32	52	80	67	17	27	1.17
	BT40AD/B-SL40-100	P2802104	40	60	100	73	22	28	1.67
50	BT50AD/B-SL20-90	P2802105	20	40	90	54	15	20	3.74
	BT50AD/B-SL25-90	P2802106	25	45	90	59	17	23	3.81
	BT50AD/B-SL32-90	P2802107	32	52	90	70	17	27	3.90
	BT50AD/B-SL40-100	P2802108	40	60	100	80	22	28	4.12

YG-1 TOOLING SYSTEM

NC DRILL CHUCK & OTHER TOOL HOLDERS

NC钻夹头刀柄及其他辅件



NC DRILL CHUCK

CBT (BT DUAL CONTACT) JIS B6339/MAS 403-BT
DIN 69893/ISO 12164-1-HSK STRAIGHT-K
DIN 69871-SK

SIDE CUTTER ARBOR

JIS B6339/MAS 403-BT

JACOBS TAPER ADAPTER

JIS B6339/MAS 403-BT

BLANK BAR

DIN 69871-SK JIS B6339/MAS 403-BT
DIN 69893/ISO 12164-1-HSK FORM A

TEST BAR

DIN69871-SK JIS B6339/MAS 403-BT
DIN69893/ISO 12164-1-HSK

NC DRILL CHUCK

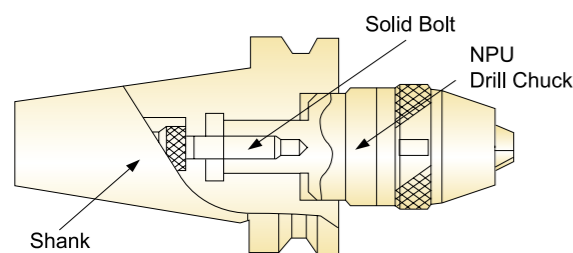


FEATURE 特征

YG-1 Drill Chuck is completely tightened with solid bolt, and there is no danger of falling during rotating or cutting.

SSK 钻夹头用实心螺栓完全拧紧
在旋转或切割过程中忽略坠落的危险

HIGH PRECISION 高精密度



• Drill chuck with excellent high precision (T.I.R 0.05) and shank are integrated, which guarantees excellent T.I.R

• 高精度 (T.I.R 0.05) 的NC钻夹头与柄部为一体型, 保证了优秀的T.I.R

Strong Chucking Power 强劲的夹持力

Drill may be damaged due to reverse thrust during perforation, but with YG-1 Drill Chuck strongly tightened with wrench, there is no possibility of damage to drill.

在穿孔过程中, 钻头可能由于反向推力易损坏, 但SSK钻夹头用扳手强力拧紧防止损坏钻头

Safety 安全性

YG-1 NC Drill Chuck with strong rigidity contributes to factory automation by unmanned operation by preventing accident from occurring during operation.

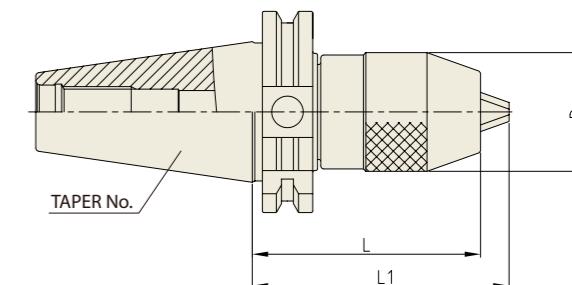
- Falling of drill occurring by sudden stopping
- Falling of drill occurring by rapid rotation
- Damage to drill caused by reverse thrust during perforation process

钻头刀柄的一体化设计避免各种作业事故, 广泛使用在自动化工厂。

- 避免极速停止导致的掉刀。
- 避免急速旋转的导致的掉刀。
- 贯通作业中, 避免反弹力破损钻头。

NC DRILL CHUCK NC钻夹头刀柄

DIN 69871-SK



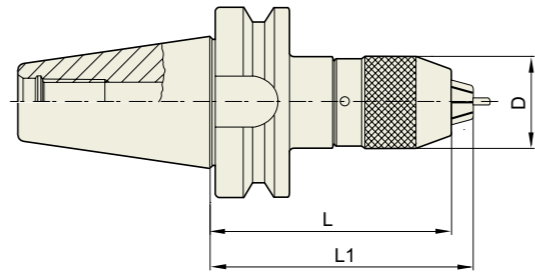
Unit (单位): mm

TAPER No. 锥度号	MODEL No. 型号	EDP No.	CLAMPING RANGE 夹持范围	D	L (Min.)	L1 (Max.)	WEIGHT 重量(Kg)
40	SK40-NPU8-80	P2802201	0.3 ~ 8	36.5	80	80.7	-
	SK40-NPU8-110	P2802202	0.3 ~ 8	36.5	110	115.7	-
	SK40-NPU8-150	P2802203	0.3 ~ 8	36.5	150	155.7	-
	SK40-NPU13-95	P2802204	1 ~ 13	50	95	100.7	-
	SK40-NPU13-130	P2802205	1 ~ 13	50	130	130.7	-
	SK40-NPU8-150	P2802206	1 ~ 13	50	150	155.7	-
50	SK50-NPU8-80	P2802207	0.3 ~ 8	36.5	80	80.7	-
	SK50-NPU8-110	P2802208	0.3 ~ 8	36.5	110	115.7	-
	SK50-NPU8-150	P2802209	0.3 ~ 8	36.5	150	155.7	-
	SK50-NPU13-95	P2802210	1 ~ 13	50	95	100.7	-
	SK50-NPU13-130	P2802211	1 ~ 13	50	130	130.7	-
	SK50-NPU8-150	P2802212	1 ~ 13	50	150	155.7	-

► CAT(ANSI B5.50) taper and Inch type products are available.
CAT(ANSI B5.50)锥柄及英制产品可供选择

NC DRILL CHUCK
NC钻夹头刀柄

CBT
(BT DUAL CONTACT)



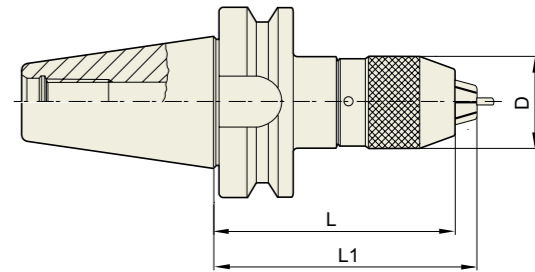
Unit (单位) : mm

TAPER No. 锥度号	MODEL No. 型号	EDP No.	CLAMPING RANGE 夹持范围	D	L (Min.)	L1 (Max.)	WEIGHT 重量(Kg)
30	CBT30-NPU8-75	P2776066	0.3 - 8	36.5	75	80.7	0.80
	CBT30-NPU13-105	P2776067	1 - 13	50.4	105	115	1.80
40	CBT40-NPU8-80	P2776068	0.3 - 8	36.5	80	85.7	1.50
	CBT40-NPU8-110	P2776054	0.3 - 8	36.5	110	115.7	1.80
	CBT40-NPU8-150	P2776055	0.3 - 8	36.5	150	155.7	2.60
	CBT40-NPU13-95	P2776069	1 - 13	50.4	95	100.7	2.10
	CBT40-NPU13-130	P2776057	1 - 13	50.4	130	140	2.70
	CBT40-NPU13-150	P2776058	1 - 13	50.4	150	160	3.40
	CBT50-NPU8-90	P2776059	0.3 - 8	36.5	90	95.7	4.20
	CBT50-NPU8-110	P2776060	0.3 - 8	36.5	110	115.7	4.50
50	CBT50-NPU8-170	P2776061	0.3 - 8	36.5	170	180.7	5.20
	CBT50-NPU13-105	P2776070	1 - 13	50.4	105	115	4.80
	CBT50-NPU13-130	P2776063	1 - 13	50.4	130	140	5.20
	CBT50-NPU13-150	P2776064	1 - 13	50.4	150	160	5.50
	CBT50-NPU13-190	P2776065	1 - 13	50.4	190	200	5.90

▶ CAT(ANSI B5.50) taper and Inch type products are available.
CAT(ANSI B5.50)锥柄及英制产品可供选择

NC DRILL CHUCK
NC钻夹头刀柄

**JIS B6339/
MAS403-BT**



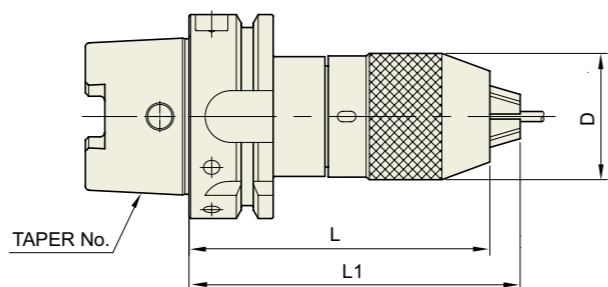
Unit (单位) : mm

TAPER No. 锥度号	MODEL No. 型号	EDP No.	CLAMPING RANGE 夹持范围	D	L (Min.)	L1 (Max.)	WEIGHT 重量(Kg)
30	BT30-NPU8-75	P2776016	0.3 - 8	36.5	75	80.7	0.80
	BT30-NPU13-105	P2776017	1 - 13	50.4	105	115	1.80
40	BT40-NPU8-80	P2776018	0.3 - 8	36.5	80	85.7	1.50
	BT40-NPU8-110	P2776006	0.3 - 8	36.5	110	115.7	1.80
	BT40-NPU8-150	P2776007	0.3 - 8	36.5	150	155.7	2.60
	BT40-NPU13-95	P2776019	1 - 13	50.4	95	100.7	2.10
	BT40-NPU13-130	P2776008	1 - 13	50.4	130	140	2.70
	BT40-NPU13-150	P2776003	1 - 13	50.4	150	160	3.40
	BT50-NPU8-90	P2776009	0.3 - 8	36.5	90	95.7	4.20
	BT50-NPU8-110	P2776010	0.3 - 8	36.5	110	115.7	4.50
50	BT50-NPU8-170	P2776011	0.3 - 8	36.5	170	180.7	5.20
	BT50-NPU13-105	P2776020	1 - 13	50.4	105	115	4.80
	BT50-NPU13-130	P2776013	1 - 13	50.4	130	140	5.20
	BT50-NPU13-150	P2776014	1 - 13	50.4	150	160	5.50
	BT50-NPU13-190	P2776015	1 - 13	50.4	190	200	5.90

▶ CAT(ANSI B5.50) taper and Inch type products are available.
CAT(ANSI B5.50)锥柄及英制产品可供选择

NC DRILL CHUCK
NC钻夹头刀柄

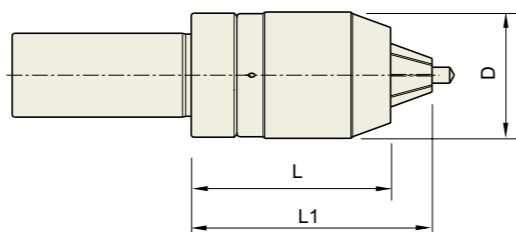
DIN 69893/
ISO 12164-1-HSK FORM A



Unit (单位) : mm

TAPER No. 锥度号	MODEL No. 型号	EDP No.	CAPACITY	D	L (Min.)	L1 (Max.)	WEIGHT 重量(Kg)
40A	HSK40A-NPU 8-120	P2775202	0.3 - 8	36.5	120	125.7	1.00
	HSK50A-NPU 8-120	P2775203	0.3 - 8	36.5	120	125.7	1.20
50A	HSK50A-NPU13-150	P2775201	1 - 13	50.4	150	160	2.10
	HSK63A-NPU 8-125	P2775204	0.3 - 8	36.5	125	130.7	2.10
63A	HSK63A-NPU13-150	P2775205	1 - 13	50.4	150	150	3.00
	HSK100A-NPU 8-130	P2775206	0.3 - 8	36.5	130	135.7	4.80
100A	HSK100A-NPU13-150	P2775207	1 - 13	50.4	150	160	5.50

STRAIGHT-K

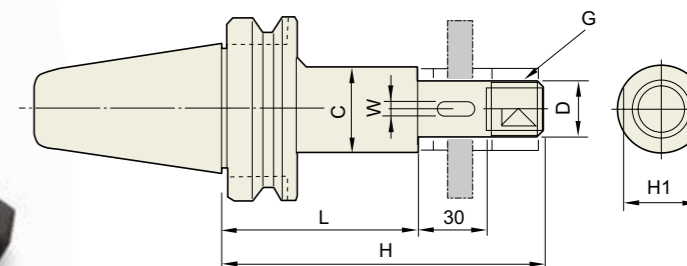


Unit (单位) : mm

TAPER No. 锥度号	MODEL No. 型号	EDP No.	CLAMPING RANGE 夹持范围	D	L (Min.)	L1 (Max.)	d	WEIGHT 重量(Kg)
32	K32-NPU8-75	P2776021	0.3 - 8	36.5	75	80.7	32	0.70
	K32-NPU13-100	P2775252	1 - 13	50.4	100	110	32	1.50
42	K42-NPU8-70	P2775253	0.3 - 8	36.5	70	75.7	42	0.80
	K42-NPU13-100	P2775254	1 - 13	50.4	100	110	42	1.60

SIDE CUTTER ARBOR
侧铣刀刀柄

JIS B6339/
MAS403-BT

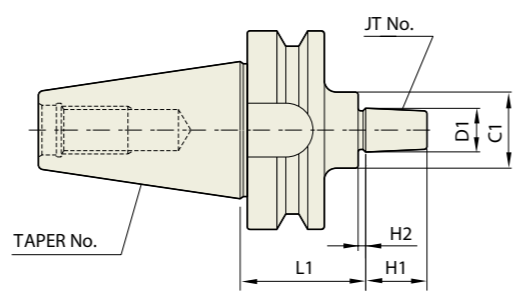


Unit (单位) : mm

TAPER No. 锥度号	MODEL No. 型号	EDP No.	H	H1	C	W	G	D	L	WEIGHT 重量(Kg)
30	BT30-SCA12.7-60	P2779141	105	17	20	-	M12	12.7	60	1.00
	BT30-SCA15.875-60	P2779142	106	23	26	3.18	M14	15.875	60	1.10
	BT30-SCA22.225-60	P2779143	110	29	34	3.18	M20	22.225	60	1.20
	BT30-SCA25.4-60	P2779144	115	32	40	6.35	M24	25.4	60	1.30
40	BT40-SCA12.7-75	P2779145	120	17	20	-	M12	12.7	75	1.20
	BT40-SCA12.7-105	P2779146	150	17	20	-	M12	12.7	105	1.30
	BT40-SCA15.875-75	P2779147	121	23	26	3.18	M14	15.875	75	1.40
	BT40-SCA15.875-120	P2779148	151	23	26	3.18	M14	15.875	120	1.50
	BT40-SCA22.225-75	P2779149	126	29	34	3.18	M20	22.225	75	1.70
	BT40-SCA22.225-120	P2779150	171	29	34	3.18	M20	22.225	120	2.00
	BT40-SCA25.4-75	P2779151	130	32	40	6.35	M24	25.4	75	2.00
	BT40-SCA25.4-120	P2779152	175	32	40	6.35	M24	25.4	120	2.40
50	BT40-SCA31.75-90	P2779153	150	41	46	7.92	M30	31.75	90	2.60
	BT50-SCA12.7-75	P2779154	120	17	20	-	M12	12.7	75	4.10
	BT50-SCA12.7-105	P2779155	150	17	20	-	M12	12.7	105	4.20
	BT50-SCA15.875-90	P2779156	136	23	26	3.18	M14	15.875	90	4.20
	BT50-SCA15.875-120	P2779157	166	23	26	3.18	M14	15.875	120	4.20
	BT50-SCA22.225-90	P2779158	144	29	34	3.18	M20	22.225	90	4.40
	BT50-SCA22.225-135	P2779159	186	29	34	3.18	M20	22.225	135	4.70
	BT50-SCA25.4-90	P2779160	145	32	40	6.35	M24	25.4	90	4.50
	BT50-SCA25.4-135	P2779161	190	32	40	6.35	M24	25.4	135	4.90
	BT50-SCA31.75-90	P2779162	150	41	46	7.92	M30	31.75	90	4.70
	BT50-SCA31.75-135	P2779163	195	41	46	7.92	M30	31.75	135	5.20
	BT50-SCA38.1-90	P2779164	156	46	55	9.52	M36	38.1	90	4.90
BT50-SCA38.1-135	P2779165	201	46	55	9.52	M36	38.1	135	5.90	

JACOBS TAPER ADAPTER
雅各布锥柄变换刀柄

JIS B6339/
MAS 403-BT



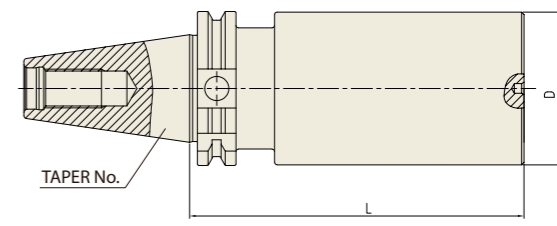
Unit (单位) : mm

TAPER No. 锥度号	MODEL No. 型号	EDP No.	JT No.	D1	L1	H1	H2	C1	WEIGHT 重量(Kg)
30	BT30-JTA1-45	P2779101	1	9.754	45	14	3	30	0.90
	BT30-JTA2-45	P2779102	2	14.199	45	20	4	30	1.00
	BT30-JTA6-45	P2779103	6	17.17	45	24	4	30	1.00
40	BT40-JTA1-45	P2779104	1	9.754	45	14	3	30	1.10
	BT40-JTA1-90	P2779105	1	9.754	90	14	3	30	1.10
	BT40-JTA2S-45	P2779106	2(SHORT)	13.94	45	18	3	30	1.40
	BT40-JTA2S-90	P2779107	2(SHORT)	13.94	90	18	3	30	1.40
	BT40-JTA2-45	P2779108	2	14.199	45	20	4	30	1.10
	BT40-JTA2-90	P2779109	2	14.199	90	20	4	30	1.40
	BT40-JTA33-45	P2779110	33	15.85	45	24	4	30	1.10
	BT40-JTA33-90	P2779111	33	15.85	90	24	4	30	1.40
	BT40-JTA6-45	P2779112	6	17.17	45	24	4	30	1.10
	BT40-JTA6-90	P2779113	6	17.17	90	24	4	30	1.40
50	BT40-JTA3-45	P2779114	3	20.599	45	28	5	35	1.20
	BT40-JTA3-90	P2779115	3	20.599	90	28	5	35	1.50
	BT50-JTA1-45	P2779116	1	9.754	45	14	3	30	4.00
	BT50-JTA1-105	P2779117	1	9.754	105	14	3	30	4.40
	BT50-JTA2S-45	P2779118	2(SHORT)	13.94	45	18	3	30	4.00
	BT50-JTA2S-105	P2779119	2(SHORT)	13.94	105	18	3	30	4.40
	BT50-JTA2-45	P2779120	2	14.199	45	20	4	30	4.00
	BT50-JTA2-105	P2779121	2	14.199	105	20	4	30	4.40
	BT50-JTA33-45	P2779122	33	15.85	45	24	4	30	4.00
	BT50-JTA33-105	P2779123	33	15.85	105	24	4	30	4.40
	BT50-JTA6-45	P2779124	6	17.17	45	24	4	30	4.00
	BT50-JTA6-105	P2779125	6	17.17	105	24	4	30	4.40
	BT50-JTA3-45	P2779126	3	20.599	45	28	5	35	4.00
	BT50-JTA3-105	P2779127	3	20.599	105	28	5	35	4.60

▶ CAT(ANSI B5.50) taper and Inch type products are available.
CAT(ANSI B5.50)锥柄及英制产品可供选择

BLANK BAR

DIN 69871-SK

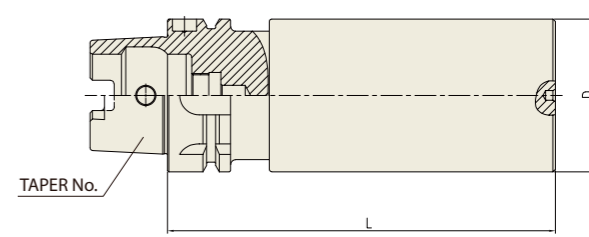


Unit (单位) : mm

TAPER No. 锥度号	MODEL No. 型号	EDP No.	D	L	WEIGHT 重量(Kg)
40	SK40A-BL63-250	P2779196	63	160	6.18
50	SK50A-BL97-315	P2779197	97	315	18.67



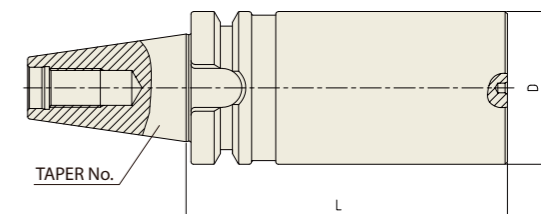
**DIN 69893/
ISO12164-1-HSK FORM A**



Unit (单位) : mm

TAPER No. 锥度号	MODEL No. 型号	EDP No.	D	L	WEIGHT 重量(Kg)
63A	HSK63A-BL63-160	P2779198	63	160	3.91
100A	HSK100A-BL97-250	P2779199	97	250	17.70

**JIS B6339/
MAS 403-BT**



Unit (单位) : mm

TAPER No. 锥度号	MODEL No. 型号	EDP No.	D	L	WEIGHT 重量(Kg)
BT40	BT40-BL63-250	P2779191	63	160	6.37
BT50	BT50-BL97-315	P2779351	97	250	19.60

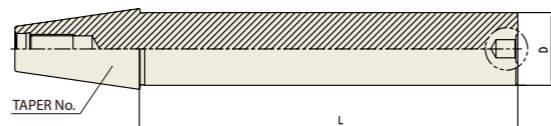


NC DRILL CHUCK & OTHER TOOL HOLDERS

TB

TEST BAR

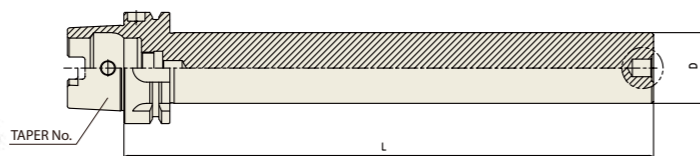
DIN 69871-SK



Unit (单位) : mm

TAPER No. 锥度号	MODEL No. 型号	EDP No.	D	L	WEIGHT 重量(Kg)
40	SK40A-TB40-300	P2802301	40	300	3.45
50	SK50A-TB50-300	P2802302	50	300	6.44

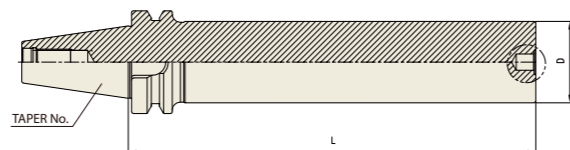
**DIN 69893/
ISO12164-1-HSK FORM A**



Unit (单位) : mm

TAPER No. 锥度号	MODEL No. 型号	EDP No.	D	L	WEIGHT 重量(Kg)
63A	HSK63A-TB40-300	P2802303	40	300	2.90
100A	HSK100A-TB50-300	P2802304	50	300	6.17

**JIS B6339/
MAS 403-BT**



Unit (单位) : mm

TAPER No. 锥度号	MODEL No. 型号	EDP No.	D	L	WEIGHT 重量(Kg)
40	BT40-TB50-300	P2802305	40	300	4.59
50	BT50-TB30-200	P2802306	30	200	4.34
	BT50-TB50-300	P2802307	50	300	6.88

YG-1 TOOLING SYSTEM

BORING SYSTEM

镗孔刀柄系统



FINE BORING BAR

BORING BAR SET / BASIC HOLDER / EXTENSION BAR / FINE BORING HEAD

TWIN BORING BAR

BORING BAR SET / STRAIGHT TWIN EDGE BORING BAR / BASIC HOLDER
TWIN BORE HEAD / INSERT HOLDER / REDUCTION / EXTENSION BAR

MICRO BORING BAR : JIS B6339/MAS 403-BT

BT / ST (BCA) / MICRO UNIT PARTS

SQUARE BORING BAR : JIS B6339/MAS 403-BT

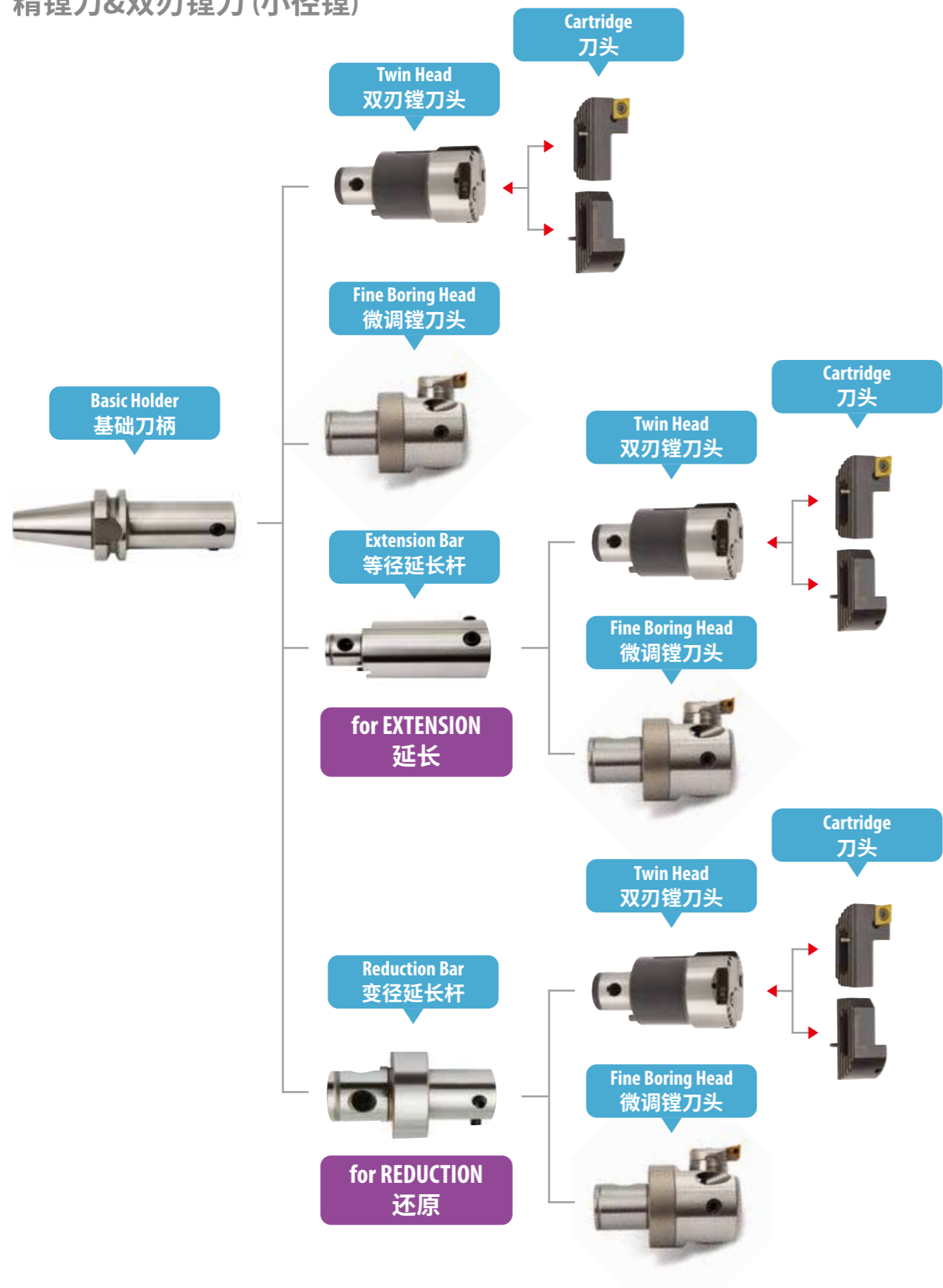
BT (BSA) / BT (BSB) / SQUARE BITE (SBC)

BIG MICRO CUT BORING BAR : JIS B6339/MAS 403-BT

BT (BRA) / (RING ADAPTER, RING HEAD)

FINE & TWIN Boring Bar (Small Bore)

精镗刀&双刃镗刀 (小径镗)



FINE & TWIN Boring Bar (Small Bore)

精镗刀&双刃镗刀 (小径镗)

Fine Boring Range : 20mm~153mm
微调镗孔范围



FEATURE

- Excellent roughness of boring surface by precise boring
- Precise boring range adjustment by adjustment Dial with 1/100mm unit
- Ease to adjust length by employing modular system to use extension bar with various size
- Double rigid fixing of extension bar with
 - Side locking
 - Fixing pin inside
- Design to use insert conforming to ISO standard
- Basic Holder, Extension Bar and Reduction Bar interchangeable between Fine Boring Bar and Twin Edge Boring Bar

特征

- 根据精密的镗孔，加工出优秀的表面粗糙度
- 以1/100mm 单位 调节盘 调节精密的 镗孔范围
- 设计为可使用多种规格的等径延长杆模块式方式，方便调节长度
- 延长杆的 2重固定
 - 侧面锁紧
 - 内附定位销
- 使用标准ISO规格的刀片
- 微调镗刀柄与双刃镗刀之间可互换基本刀柄、等径延长杆及变径延长杆

Twin Boring Range : 25mm~156mm
双刃镗孔范围



FEATURE

- Easy to replace head
- Extension Bar : Adjusting length according to machining conditions
- Reduction Bar : Adjusting boring range according to machining conditions
- Precision of extension, reduction, and repeatability of assembling and disassembling of Boring Head ; $\leq 0.002\text{mm}$
- Using insert conforming to ISO standard
- Basic Holder, Extension Bar and Reduction Bar interchangeable between Fine Boring Bar and Twin Edge Boring Bar


特征

- 更换镗头方便
- 等径延长杆：根据作业条件调整长度
- 变径延长杆：根据作业条件调整加工范围
- 加长及变径杆，镗头反复组装精度0.002mm以下
- 使用刀片：ISO规格
- 微调镗刀柄与双刃镗刀之间可互换基本刀柄、等径延长杆及变径延长杆

FINE and TWIN EDGE BORING (Big Bore)

精镗刀&双刃镗刀 (大径)

Boring Range : 153mm~576mm (FINE BORING BAR 微调镗孔)
 镗孔范围 156mm~576mm (TWIN EDGE BORING BAR 双刃镗孔范围)



FEATURE

- Easy to replace head
- Using insert conforming to ISO standard
- Special twin edge boring bars with a boring range up to 800mm could be manufactured
- Basic holder interchangeable between Fine Boring Bar and Twin Edge Boring Bar

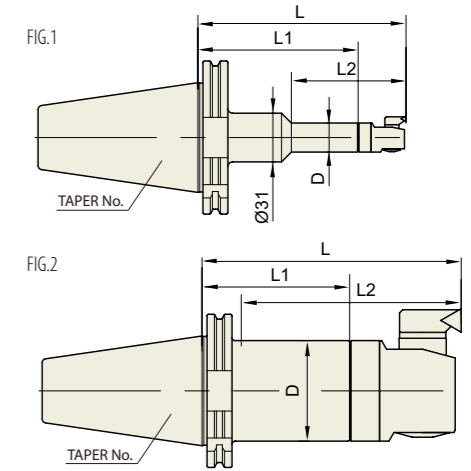
特征

- 方便更换镗头
- 使用ISO标准刀片
- 可制作镗孔范围到800mm的双刃镗孔刀柄
- 微调镗刀柄与双刃镗刀之间可互换基本刀柄、等径延长杆及变径延长杆

FINE BORING BAR (SMALL BORE)

DIN 69871-SK

微调镗孔刀柄 (小径)



Unit (单位) : mm

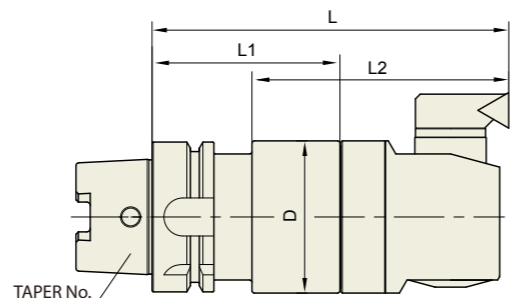
TAPER No. 锥度号	MODEL No. 型号	EDP No.	BORE RANGE (FRONT) 镗孔范围 (正面)	D	L	L1	L2	FIG.	WEIGHT 重量(Kg)
40	SK40-BAH1-105	P2777767	20 - 26	19	104.5	72	73	2	
	SK40-BAH2-80	P2777768	25 - 33	24	78	42.5	48	2	
	SK40-BAH2-120	P2777769	25 - 33	24	118	82.5	88	2	
	SK40-BAH3-85	P2777770	32 - 42	31	84	44	53	2	
	SK40-BAH3-135	P2777771	32 - 42	31	134	94	103	2	
	SK40-BAH4-90	P2777772	41 - 54	39	90	43	58	2	
	SK40-BAH4-135	P2777773	41 - 54	39	135	88	103	2	
	SK40-BAH5-105	P2777774	53 - 70	50	105	48	73	2	
	SK40-BAH5-135	P2777775	53 - 70	50	135	79	103	2	
	SK40-BAH6-135	P2777776	68 - 100	64	135	64	103	2	
50	SK50-BAH1-135	P2777777	20 - 26	19	134.5	102	73	1	
	SK50-BAH2-90	P2777778	25 - 33	24	88	52.5	66	2	
	SK50-BAH2-150	P2777779	25 - 33	24	148	112.5	126	2	
	SK50-BAH3-95	P2777780	32 - 42	31	94	54	71	2	
	SK50-BAH3-165	P2777781	32 - 42	31	164	124	141	2	
	SK50-BAH4-105	P2777782	41 - 54	39	105	58	81	2	
	SK50-BAH4-165	P2777783	41 - 54	39	165	118	141	2	
	SK50-BAH4-225	P2777784	41 - 54	39	225	178	201	2	
	SK50-BAH5-120	P2777785	53 - 70	50	120	63	96	2	
	SK50-BAH5-165	P2777786	53 - 70	50	165	105	141	2	
	SK50-BAH5-240	P2777787	53 - 70	50	240	183	216	2	
	SK50-BAH5-285	P2777788	53 - 70	50	285	228	261	2	
	SK50-BAH6-165	P2777789	68 - 100	64	165	94	141	2	
	SK50-BAH6-240	P2777790	68 - 100	64	240	169	216	2	
	SK50-BAH6-300	P2777791	68 - 100	64	300	229	276	2	
	SK50-BAH7-210	P2777792	100 - 153	90	210	93	191	2	
	SK50-BAH7-360	P2777793	100 - 153	90	360	243	341	2	

► Basic Holder, Extension Bar and Reduction Bar interchangeable between Fine Boring Bar and Twin Edge Boring Bar.
 微调镗刀柄与双刃镗刀之间可互换基本刀柄、等径延长杆及变径延长杆

FINE BORING BAR (SMALL BORE)

**DIN 69893/
ISO 12164-1-HSK FORM A**

微调镗孔刀柄 (小径)



Unit (单位) : mm

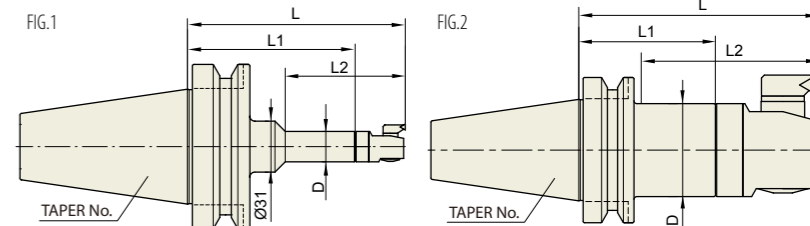
TAPER No. 锥度号	MODEL No. 型号	EDP No.	BORE RANGE (FRONT) 镗孔范围 (正面)	D	L	L1	L2	WEIGHT 重量(Kg)
40A	HSK40A-BAH1-72.5	P2777736	20 - 26	19	105	72.5	73	
	HSK40A-BAH2-39.5	P2777737	25 - 33	24	75	39.5	44	
	HSK40A-BAH2-84.5	P2777738	25 - 33	24	120	84.5	89	
	HSK40A-BAH3-45	P2777739	32 - 42	31	85	45	57	
	HSK40A-BAH3-80	P2777740	32 - 42	31	120	80	92	
	HSK40A-BAH4-53	P2777741	41 - 54	39	100	53	-	
50A	HSK40A-BAH4-73	P2777742	41 - 54	39	120	73	-	
	HSK50A-BAH1-72.5	P2777743	20 - 26	19	105	72.5	65	
	HSK50A-BAH2-84.5	P2777744	25 - 33	24	117	84.5	80	
	HSK50A-BAH3-80	P2777745	32 - 42	31	120	80	82	
	HSK50A-BAH4-73	P2777746	41 - 54	39	120	73	76	
	HSK50A-BAH5-83	P2777747	53 - 70	50	140	83	-	
63A	HSK63A-BAH1-77.5	P2777748	20 - 26	19	110	77.5	73	
	HSK63A-BAH2-89.5	P2777749	25 - 33	24	125	89.5	88	
	HSK63A-BAH3-100	P2777750	32 - 42	31	140	100	103	
	HSK63A-BAH4-93	P2777751	41 - 54	39	140	93	103	
	HSK63A-BAH5-83	P2777752	53 - 70	50	140	83	105	
	HSK63A-BAH6-79	P2777753	68 - 100	64	150	79	-	
100A	HSK100A-BAH1-102.5	P2777754	20 - 26	19	135	102.5	73	
	HSK100A-BAH2-114.5	P2777755	25 - 33	24	150	114.5	107	
	HSK100A-BAH3-125	P2777756	32 - 42	31	165	125	122	
	HSK100A-BAH4-118	P2777757	41 - 54	39	165	118	122	
	HSK100A-BAH4-178	P2777758	41 - 54	39	225	178	182	
	HSK100A-BAH5-108	P2777759	53 - 70	50	165	108	122	
	HSK100A-BAH5-183	P2777760	53 - 70	50	240	183	197	
	HSK100A-BAH5-228	P2777761	53 - 70	50	285	228	242	
	HSK100A-BAH6-94	P2777762	68 - 100	64	165	94	122	
	HSK100A-BAH6-169	P2777763	68 - 100	64	240	169	197	
	HSK100A-BAH6-229	P2777764	68 - 100	64	300	229	257	
	HSK100A-BAH7-123	P2777765	100 - 153	90	210	123	181	
	HSK100A-BAH7-273	P2777766	100 - 153	90	360	273	331	

▶Basic Holder, Extension Bar and Reduction Bar interchangeable between Fine Boring Bar and Twin Edge Boring Bar.
微调镗刀柄与双刃镗刀之间可互换基本刀柄、等径延长杆及变径延长杆

FINE BORING BAR (SMALL BORE)

**JIS B6339/
MAS 403-BT**

微调镗孔刀柄 (小径)



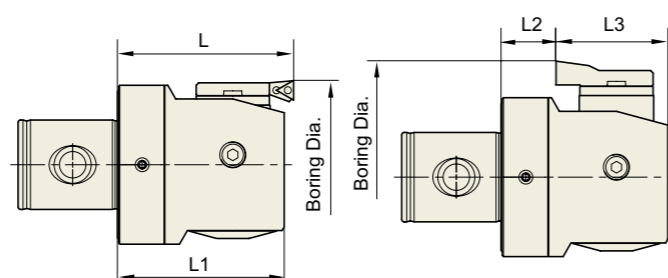
Unit (单位) : mm

TAPER No. 锥度号	MODEL No. 型号	EDP No.	BORE RANGE (FRONT) 镗孔范围 (正面)	D	L	L1	L2	FIG.	WEIGHT 重量(Kg)
30	BT30-BAH1-105	P2777701	20 - 26	19	104.5	72	73	1	
	BT30-BAH2-75	P2777702	25 - 33	24	73	37.5	48	2	
	BT30-BAH2-120	P2777703	25 - 33	24	118	82.5	93	2	
	BT30-BAH3-80	P2777704	32 - 42	31	79	39	53	2	
	BT30-BAH3-120	P2777705	32 - 42	31	119	79	93	2	
	BT30-BAH4-85	P2777706	41 - 54	39	85	38	58	2	
40	BT30-BAH4-120	P2777707	41 - 54	39	120	73	93	2	
	BT30-BAH5-120	P2777708	53 - 70	50	120	63	93	2	
	BT40-BAH1-105	P2777709	20 - 26	19	104.5	72	73	2	
	BT40-BAH2-80	P2777710	25 - 33	24	78	42.5	48	2	
	BT40-BAH2-120	P2777711	25 - 33	24	118	82.5	88	2	
	BT40-BAH3-85	P2777712	32 - 42	31	84	44	53	2	
50	BT40-BAH3-135	P2777713	32 - 42	31	134	94	103	2	
	BT40-BAH4-90	P2777714	41 - 54	39	90	43	58	2	
	BT40-BAH4-135	P2777715	41 - 54	39	135	88	103	2	
	BT40-BAH5-105	P2777716	53 - 70	50	105	48	73	2	
	BT40-BAH5-135	P2777717	53 - 70	50	135	79	103	2	
	BT40-BAH6-135	P2777718	68 - 100	64	135	64	103	2	
50	BT50-BAH1-135	P2777719	20 - 26	19	134.5	102	73	1	
	BT50-BAH2-90	P2777720	25 - 33	24	88	52.5	47	2	
	BT50-BAH2-150	P2777721	25 - 33	24	148	112.5	107	2	
	BT50-BAH3-95	P2777722	32 - 42	31	94	54	52	2	
	BT50-BAH3-165	P2777723	32 - 42	31	164	124	122	2	
	BT50-BAH4-105	P2777724	41 - 54	39	105	58	62	2	
	BT50-BAH4-165	P2777725	41 - 54	39	165	118	122	2	
	BT50-BAH4-225	P2777726	41 - 54	39	225	178	182	2	
	BT50-BAH5-120	P2777727	53 - 70	50	120	63	77	2	
	BT50-BAH5-165	P2777728	53 - 70	50	165	108	122	2	
	BT50-BAH5-240	P2777729	53 - 70	50	240	183	197	2	
	BT50-BAH5-285	P2777730	53 - 70	50	285	228	242	2	
	BT50-BAH6-165	P2777731	68 - 100	64	165	94	122	2	
	BT50-BAH6-240	P2777732	68 - 100	64	240	169	197	2	
BT50-BAH6-300	P2777733	68 - 100	64	300	229	257	2		
BT50-BAH7-180	P2777734	100 - 153	90	180	93	142	2		
BT50-BAH7-330	P2777735	100 - 153	90	330	243	292	2		

▶Basic Holder, Extension Bar and Reduction Bar interchangeable between Fine Boring Bar and Twin Edge Boring Bar.
微调镗刀柄与双刃镗刀之间可互换基本刀柄、等径延长杆及变径延长杆

BORING HEAD (For FINE BORING BAR-SMALL BORE)

微调镗头 (微调镗刀-小径用)



Unit (单位) : mm

MODEL No. 型号	EDP No.	CARTRIDGE	FRONT BORE 前孔			BACK BORE 后孔			INSERT 刀片	WEIGHT 重量(Kg)
			BORE RANGE 镗孔范围	L	L1	BORE RANGE 镗孔范围	L2	L3		
FBH20	P2777869	FBH1-1	20 - 26	32.5	29.5	-	10.5	19	TP08	
FBH25	P2777870	FBH2-1	25 - 33	35.5	32.5	-	10.5	19	TP08	
FBH32	P2777871	FBH3-1	32 - 42	40	35	-	10	25	TP08	
FBH41	P2777872	FBH4-1	41 - 54	47	43	-	14	29	TP11	
FBH53	P2777873	FBH5-1	53 - 70	57	53	52 - 70	19	34	TP11	
FBH68	P2777874	FBH6-1	68 - 100	71	67.2	80 - 100	22	45.2	TP11	
FBH100	P2777875	FBH6-1	100 - 153	71	67.2	112 - 153	22	45.2	TP11	
FBH100-2	P2777876	FBH6-1	100 - 153	87	83.2	112 - 153	38	45.2	TP11	

FBH BITE

FBH 刀片



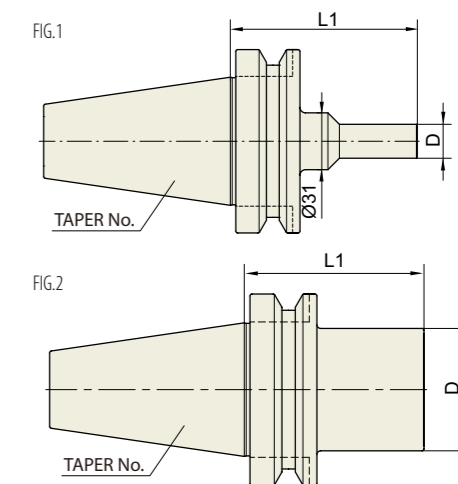
Unit (单位) : mm

MODEL No. 型号	EDP No.	INSERT 刀片	BORE RANGE 镗孔范围	CAMP BOLT	BORING HEAD 镗头
FBH20-B	P2802701	TPGT08	20 - 26	FTNA 0204	FBH20
FBH25-B	P2802702	TPGT08	25 - 33	FTNA 0204	FBH25
FBH32-B	P2802703	TPGT08	32 - 42	FTNA 0204	FBH32
FBH41-B	P2802704	TPGT1103	41 - 54	FTNA 0307	FBH41
FBH53-B	P2802705	TPGT1103	53 - 70	FTNA 0307	FBH53
FBH68-B	P2802706	TPGT1103	68 - 100	FTNA 0307	FBH68
FBH100-B	P2802707	TPGT1103	100 - 153	FTNA 0307	FBH100
FBH100-2B	P2802708	TPGT1103	100 - 560	FTNA 0307	FBH100

BASIC HOLDER (For FINE and TWIN EDGE BORING BAR - SMALL BORE)

基础刀柄 (微调镗孔刀柄及 双刃镗刀-小径用)

JIS B6339/
MAS 403-BT

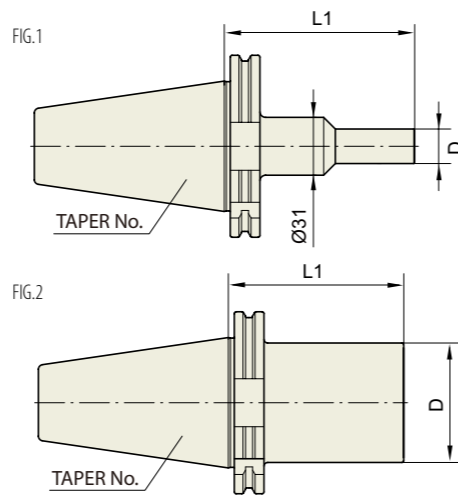


Unit (单位) : mm

TAPER No. 锥度号	MODEL No. 型号	EDP No.	D	L1	FIG.	WEIGHT 重量(Kg)
30	BT30-SAS19-72	P2777794	19	72	1	
	BT30-SAS24-37.5	P2777795	24	37.5	2	
	BT30-SAS24-82.5	P2777796	24	82.5	2	
	BT30-SAS31-39	P2777797	31	39	2	
	BT30-SAS31-79	P2777798	31	79	2	
	BT30-SAS39-38	P2777799	39	38	2	
	BT30-SAS39-73	P2777800	39	73	2	
40	BT30-SAS50-63	P2777801	50	63	2	
	BT40-SAS19-72	P2777802	19	72	2	
	BT40-SAS24-42.5	P2777803	24	42.5	2	
	BT40-SAS24-82.5	P2777804	24	82.5	2	
	BT40-SAS31-44	P2777805	31	44	2	
	BT40-SAS31-94	P2777806	31	94	2	
	BT40-SAS39-43	P2777807	39	43	2	
	BT40-SAS39-88	P2777808	39	88	2	
	BT40-SAS50-48	P2777809	50	48	2	
	BT40-SAS50-79	P2777810	50	79	2	
50	BT40-SAS64-64	P2777811	64	64	2	
	BT50-SAS19-102	P2777812	19	102	1	
	BT50-SAS24-52.5	P2777813	24	52.5	2	
	BT50-SAS24-112.5	P2777814	24	112.5	2	
	BT50-SAS31-54	P2777815	31	54	2	
	BT50-SAS31-124	P2777816	31	124	2	
	BT50-SAS39-58	P2777817	39	58	2	
	BT50-SAS39-118	P2777818	39	118	2	
	BT50-SAS39-178	P2777819	39	178	2	
	BT50-SAS50-63	P2777820	50	63	2	
	BT50-SAS50-108	P2777821	50	108	2	
	BT50-SAS50-183	P2777822	50	183	2	
	BT50-SAS50-228	P2777823	50	228	2	
BT50-SAS64-94	P2777824	64	94	2		
BT50-SAS64-169	P2777825	64	169	2		
BT50-SAS64-229	P2777826	64	229	2		
BT50-SAS90-93	P2777827	90	93	2		
BT50-SAS90-243	P2777828	90	243	2		

BASIC HOLDER (For FINE and TWIN EDGE BORING BAR - SMALL BORE) DIN 69871-SK

基础刀柄 (微调镗孔刀柄及双刃镗刀-小径用)

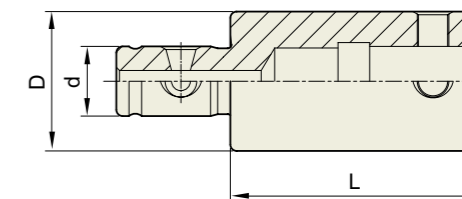


Unit (单位) : mm

TAPER No. 锥度号	MODEL No. 型号	EDP No.	D	L1	FIG.	WEIGHT 重量(Kg)	
40	SK40-SAS19-72	P2777829	19	72	2		
	SK40-SAS24-42.5	P2777830	24	42.5	2		
	SK40-SAS24-82.5	P2777831	24	82.5	2		
	SK40-SAS31-44	P2777832	31	44	2		
	SK40-SAS31-94	P2777833	31	94	2		
	SK40-SAS39-43	P2777834	39	43	2		
	SK40-SAS39-88	P2777835	39	88	2		
	SK40-SAS50-48	P2777836	50	48	2		
	SK40-SAS50-79	P2777837	50	79	2		
	SK40-SAS64-64	P2777838	64	64	2		
	50	SK50-SAS19-102	P2777839	19	102	1	
		SK50-SAS24-52.5	P2777840	24	52.5	2	
		SK50-SAS24-112.5	P2777841	24	112.5	2	
SK50-SAS31-54		P2777842	31	54	2		
SK50-SAS31-124		P2777843	31	124	2		
SK50-SAS39-58		P2777844	39	58	2		
SK50-SAS39-118		P2777845	39	118	2		
SK50-SAS39-178		P2777846	39	178	2		
SK50-SAS50-63		P2777847	50	63	2		
SK50-SAS50-105		P2777848	50	105	2		
SK50-SAS50-183		P2777849	50	183	2		
SK50-SAS50-228		P2777850	50	228	2		
SK50-SAS64-94		P2777851	64	94	2		
SK50-SAS64-169		P2777852	64	169	2		
SK50-SAS64-229		P2777853	64	229	2		
SK50-SAS90-93		P2777854	90	93	2		
SK50-SAS90-243		P2777855	90	243	2		

EXTENSION BAR (For FINE and TWIN EDGE BORING BAR - SMALL BORE)

等径延长杆 (微调镗孔刀柄及双刃镗刀-小径用)

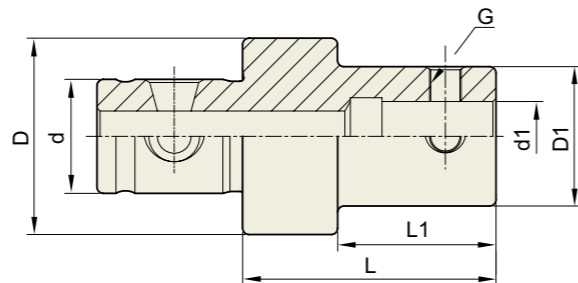


Unit (单位) : mm

MODEL No. 型号	EDP No.	d	D	L	WEIGHT 重量(Kg)
E-BAH1-20	P2777856	11	19	20	
E-BAH1-30	P2777857	11	19	30	
E-BAH2-30	P2777858	14	24	30	
E-BAH2-45	P2777859	14	24	45	
E-BAH3-30	P2777860	18	31	30	
E-BAH3-45	P2777861	18	31	45	
E-BAH4-45	P2777862	22	39	45	
E-BAH4-60	P2777863	22	39	60	
E-BAH5-60	P2777864	28	50	60	
E-BAH5-90	P2777865	28	50	90	
E-BAH6-60	P2777866	36	64	60	
E-BAH6-100	P2777867	36	64	100	
E-BAH7-105	P2777868	46	90	105	

REDUCTION BAR (For FINE and TWIN EDGE BORING BAR-SMALL BORE)

变径延长杆 (微调镗孔刀柄及双刃镗刀-小径用)



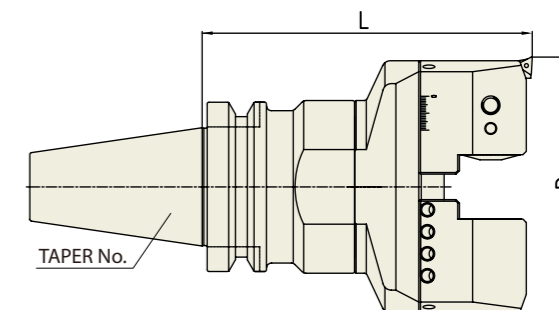
Unit (单位) : mm

MODEL No. 型号	EDP No.	d	d1	D	D1	L	L1	G	WEIGHT 重量(Kg)
R-SAS24-19-30	P2777912	14	11	24	19	30	20	M5	
R-SAS31-19-30	P2777913	18	11	31	19	30	20	M5	
R-SAS31-24-30	P2777914	18	14	31	24	30	20	M5	
R-SAS39-19-45	P2777915	22	11	39	19	45	25	M5	
R-SAS39-24-45	P2777916	22	14	39	24	45	25	M5	
R-SAS39-31-45	P2777917	22	18	39	31	45	25	M8	
R-SAS50-19-60	P2777918	28	11	50	19	60	35	M5	
R-SAS50-24-60	P2777919	28	14	50	24	60	35	M5	
R-SAS50-31-60	P2777920	28	18	50	31	60	35	M8	
R-SAS50-39-60	P2777921	28	22	50	39	60	35	M8	
R-SAS64-19-60	P2777922	36	11	64	19	60	35	M5	
R-SAS64-24-60	P2777923	36	14	64	24	60	35	M5	
R-SAS64-31-60	P2777924	36	18	64	31	60	35	M8	
R-SAS64-39-60	P2777925	36	22	64	39	60	35	M8	
R-SAS64-50-60	P2777926	36	28	64	50	60	35	M10	
R-SAS90-19-105	P2777927	46	11	90	19	105	75	M5	
R-SAS90-24-105	P2777928	46	14	90	24	105	75	M5	
R-SAS90-31-105	P2777929	46	18	90	31	105	75	M8	
R-SAS90-39-105	P2777930	46	22	90	39	105	75	M8	
R-SAS90-50-105	P2777931	46	28	90	50	105	75	M10	
R-SAS90-64-105	P2777932	46	36	90	64	105	75	M16	

FINE BORING BAR (BIG BORE)

微调镗孔刀柄 (大径)

**JIS B6339/
MAS 403-BT**



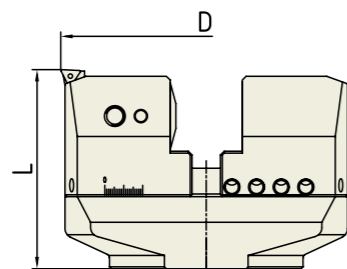
Unit (单位) : mm

MODEL No. 型号	EDP No.	D (BORE RANGE 镗孔范围)		BODY (BASIC HOLDER) 基础刀柄	BORING HEAD 镗头	WEIGHT 重量(Kg)
		Min. 最小	Max. 最大			
BT50-FBH153-195	P2777877	153	216	BT50-SAS102-90	FBH153S	
BT50-FBH153-265	P2777878			BT50-SAS102-160		
BT50-FBH153-315	P2777879			BT50-SAS102-210		
BT50-FBH153-365	P2777880			BT50-SAS102-260		
BT50-FBH216-195	P2777881	216	276	BT50-SAS102-90	FBH216S	
BT50-FBH216-265	P2777882			BT50-SAS102-160		
BT50-FBH216-315	P2777883			BT50-SAS102-210		
BT50-FBH216-365	P2777884			BT50-SAS102-260		
BT50-FBH276-195	P2777885	276	336	BT50-SAS102-90	FBH276S	
BT50-FBH276-265	P2777886			BT50-SAS102-160		
BT50-FBH276-315	P2777887			BT50-SAS102-210		
BT50-FBH276-365	P2777888			BT50-SAS102-260		
BT50-FBH336-195	P2777889	336	396	BT50-SAS102-90	FBH336S	
BT50-FBH336-265	P2777890			BT50-SAS102-160		
BT50-FBH336-315	P2777891			BT50-SAS102-210		
BT50-FBH336-365	P2777892			BT50-SAS102-260		
BT50-FBH396-195	P2777893	396	456	BT50-SAS102-90	FBH396S	
BT50-FBH396-265	P2777894			BT50-SAS102-160		
BT50-FBH396-315	P2777895			BT50-SAS102-210		
BT50-FBH396-365	P2777896			BT50-SAS102-260		
BT50-FBH456-195	P2777897	456	516	BT50-SAS102-90	FBH456S	
BT50-FBH456-265	P2777898			BT50-SAS102-160		
BT50-FBH456-315	P2777899			BT50-SAS102-210		
BT50-FBH456-365	P2777900			BT50-SAS102-260		
BT50-FBH516-195	P2777901	516	576	BT50-SAS102-90	FBH516S	
BT50-FBH516-265	P2777902			BT50-SAS102-160		
BT50-FBH516-315	P2777903			BT50-SAS102-210		
BT50-FBH516-365	P2777904			BT50-SAS102-260		

► Basic holder interchangeable between Fine Boring Bar and Twing Edge Boring Bar.
基本刀柄可在微调镗孔刀柄和双刃镗孔刀柄之间互换

BORING HEAD (For FINE BORING BAR-BIG BORE)

精镗头 (微调镗孔刀柄-大径用)



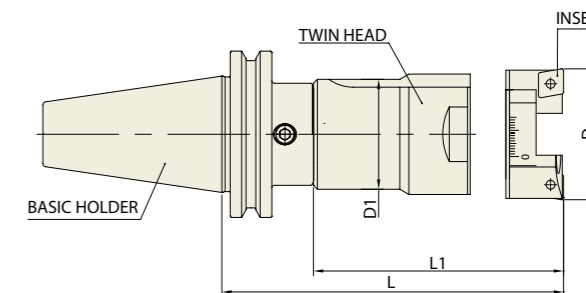
MODEL No. 型号	EDP No.	D (BORE RANGE 镗孔范围)		L (HEIGHT 高度)	WEIGHT 重量(Kg)
		Min. 最小	Max. 最大		
FBH153S	P2777905	153	216	105	
FBH216S	P2777906	216	276	105	
FBH276S	P2777907	276	336	105	
FBH336S	P2777908	336	396	105	
FBH396S	P2777909	396	456	105	
FBH456S	P2777910	456	516	105	
FBH516S	P2777911	516	576	105	

SPARE PART							
BORING HEAD 镗头	PLATE 滑板	CARTRIDGE 刀片架	CLAMP BOLT 夹紧螺栓	COUNTER WEIGHT 配重	WRENCH 扳手	CLAMP SCREW 夹紧螺钉	T-WRENCH T形扳手
FBH153S	PLA153	FTP11	M10*30L	FBB153	L-W 5	FTNA0307	T7
FBH216S	PLA216						
FBH276S	PLA276						
FBH336S	PLA336						
FBH396S	PLA396						
FBH456S	PLA456						
FBH516S	PLA516						

TWIN EDGE BORING BAR (SMALL BORE)

DIN 69871-SK

双刃镗孔刀柄 (小径)



Unit (单位) : mm

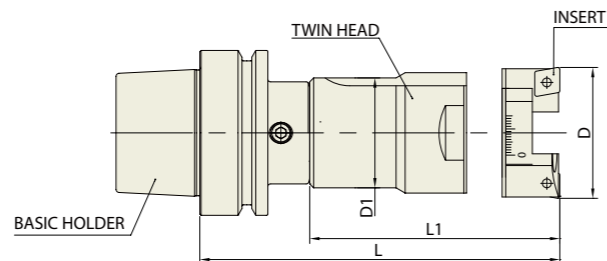
MODEL No. 型号	EDP No.	D (BORE RANGE) 镗孔范围	L	BASIC HOLDER 基础刀柄	TWIN HEAD 双刃镗头	D1	L1	INSERT 刀片	WEIGHT 重量(Kg)
		Min. - Max. 最小 - 最大							
SK40-TBH25-122	P2779663	25 - 34	122	SK40-SAS19-72	TBH25-50	22	50	CCMT060204	
SK40-TBH34-104	P2779664	34 - 50	104	SK40-SAS31-44	TBH34-60	31	60	CCMT060204	
SK40-TBH34-154	P2779665	34 - 50	154	SK40-SAS31-94	TBH34-60	31	60	CCMT060204	
SK40-TBH50-123	P2779666	50 - 76	123	SK40-SAS39-43	TBH50-80	42	80	CCMT09T308	
SK40-TBH50-168	P2779667	50 - 76	168	SK40-SAS39-88	TBH50-80	42	80	CCMT09T308	
SK40-TBH76-174	P2779668	76 - 116	174	SK40-SAS64-64	TBH76-110	65	110	CCMT120408	
SK50-TBH25-152	P2779669	25 - 34	152	SK50-SAS19-102	TBH25-50	22	50	CCMT060204	
SK50-TBH34-114	P2779670	34 - 50	114	SK50-SAS31-54	TBH34-60	31	60	CCMT060204	
SK50-TBH34-184	P2779671	34 - 50	184	SK50-SAS31-124	TBH34-60	31	60	CCMT060204	
SK50-TBH50-138	P2779672	50 - 76	138	SK50-SAS39-58	TBH50-80	42	80	CCMT09T308	
SK50-TBH50-198	P2779673	50 - 76	198	SK50-SAS39-118	TBH50-80	42	80	CCMT09T308	
SK50-TBH50-258	P2779674	50 - 76	258	SK50-SAS39-178	TBH50-80	42	80	CCMT09T308	
SK50-TBH76-204	P2779675	76 - 116	204	SK50-SAS64-94	TBH76-110	65	110	CCMT120408	
SK50-TBH76-279	P2779676	76 - 116	279	SK50-SAS64-169	TBH76-110	65	110	CCMT120408	
SK50-TBH76-339	P2779677	76 - 116	339	SK50-SAS64-229	TBH76-110	65	110	CCMT120408	
SK50-TBH116-198	P2779678	116 - 156	198	SK50-SAS90-93	TBH116-105	90	105	CCMT120408	
SK50-TBH116-348	P2779679	116 - 156	348	SK50-SAS90-243	TBH116-105	90	105	CCMT120408	

▶ Basic holder interchangeable between Fine Boring Bar and Twin Edge Boring Bar.
基本刀柄可在微调镗孔刀柄和双刃镗孔刀柄之间互换

TWIN EDGE BORING BAR (SMALL BORE)

DIN 69893/
ISO 12164-1-HSK FORM A

双刃镗孔刀柄 (小径)



Unit (单位) : mm

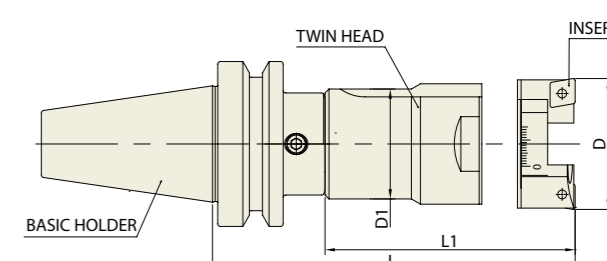
MODEL No. 型号	EDP No.	D (BORE RANGE) 镗孔范围		L	BASIC HOLDER 基础刀柄	TWIN HEAD 双刃镗头	D1	L1	INSERT 刀片	WEIGHT 重量 (Kg)
		Min. - Max. 最小 - 最大								
HSK40A-TBH25-122.5	P2779642	25 - 34		122.5	HSK40A-SAS19-72.5	TBH25-50	22	50	CCMT060204	
HSK40A-TBH34-105	P2779643	34 - 50		105	HSK40A-SAS31-45	TBH34-60	31	60	CCMT060204	
HSK40A-TBH34-140	P2779644	34 - 50		140	HSK40A-SAS31-80	TBH34-60	31	60	CCMT060204	
HSK40A-TBH50-133	P2779645	50 - 76		133	HSK40A-SAS39-53	TBH50-80	42	80	CCMT09T308	
HSK40A-TBH50-153	P2779646	50 - 76		153	HSK40A-SAS39-73	TBH50-80	42	80	CCMT09T308	
HSK50A-TBH25-122.5	P2779647	25 - 34		122.5	HSK50A-SAS19-72.5	TBH25-50	22	50	CCMT060204	
HSK50A-TBH34-140	P2779648	34 - 50		140	HSK50A-SAS31-80	TBH34-60	31	60	CCMT060204	
HSK50A-TBH50-153	P2779649	50 - 76		153	HSK50A-SAS39-73	TBH50-80	42	80	CCMT09T308	
HSK63A-TBH25-127.5	P2779650	25 - 34		127.5	HSK63A-SAS19-77.5	TBH25-50	22	50	CCMT060204	
HSK63A-TBH34-160	P2779651	34 - 50		160	HSK63A-SAS31-100	TBH34-60	31	60	CCMT060204	
HSK63A-TBH50-173	P2779652	50 - 76		173	HSK63A-SAS39-93	TBH50-80	42	80	CCMT09T308	
HSK63A-TBH76-189	P2779653	76 - 116		189	HSK63A-SAS64-79	TBH76-110	65	110	CCMT120408	
HSK100A-TBH19-152.5	P2779654	25 - 34		152.5	HSK100A-SAS19-102.5	TBH25-50	22	50	CCMT060204	
HSK100A-TBH34-185	P2779655	34 - 50		185	HSK100A-SAS31-125	TBH34-60	31	60	CCMT060204	
HSK100A-TBH50-198	P2779656	50 - 76		198	HSK100A-SAS39-118	TBH50-80	42	80	CCMT09T308	
HSK100A-TBH50-258	P2779657	50 - 76		258	HSK100A-SAS39-178	TBH50-80	42	80	CCMT09T308	
HSK100A-TBH76-204	P2779658	76 - 116		204	HSK100A-SAS64-94	TBH76-110	65	110	CCMT120408	
HSK100A-TBH76-279	P2779659	76 - 116		279	HSK100A-SAS64-169	TBH76-110	65	110	CCMT120408	
HSK100A-TBH76-339	P2779660	76 - 116		339	HSK100A-SAS64-229	TBH76-110	65	110	CCMT120408	
HSK100A-TBH116-228	P2779661	116 - 156		228	HSK100A-SAS90-123	TBH116-105	90	105	CCMT120408	
HSK100A-TBH116-378	P2779662	116 - 156		378	HSK100A-SAS90-273	TBH116-105	90	105	CCMT120408	

▶ Basic holder interchangeable between Fine Boring Bar and Twing Edge Boring Bar.
基本刀柄可在微调镗孔刀柄和双刃镗孔刀柄之间互换

TWIN EDGE BORING BAR (SMALL BORE)

JIS B6339/
MAS 403-BT

双刃镗孔刀柄 (小径)



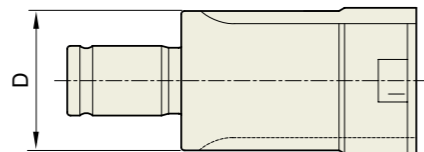
Unit (单位) : mm

MODEL No. 型号	EDP No.	D (BORE RANGE) 镗孔范围		L	BASIC HOLDER 基础刀柄	TWIN HEAD 双刃镗头	D1	L1	INSERT 刀片	WEIGHT 重量 (Kg)
		Min. - Max. 最小 - 最大								
BT30-TBH25-122	P2779620	25 - 34		122	BT30-SAS19-72	TBH25-50	22	50	CCMT060204	
BT30-TBH34-99	P2779621	34 - 50		99	BT30-SAS31-39	TBH34-60	31	60	CCMT060204	
BT30-TBH34-139	P2779622	34 - 50		139	BT30-SAS31-79	TBH34-60	31	60	CCMT060204	
BT30-TBH50-118	P2779623	50 - 76		118	BT30-SAS39-38	TBH50-80	42	80	CCMT09T308	
BT30-TBH50-153	P2779624	50 - 76		153	BT30-SAS39-73	TBH50-80	42	80	CCMT09T308	
BT40-TBH25-122	P2779625	25 - 34		122	BT40-SAS19-72	TBH25-50	22	50	CCMT060204	
BT40-TBH34-104	P2779626	34 - 50		104	BT40-SAS31-44	TBH34-60	31	60	CCMT060204	
BT40-TBH34-154	P2779627	34 - 50		154	BT40-SAS31-94	TBH34-60	31	60	CCMT060204	
BT40-TBH50-123	P2779628	50 - 76		123	BT40-SAS39-43	TBH50-80	42	80	CCMT09T308	
BT40-TBH50-168	P2779629	50 - 76		168	BT40-SAS39-88	TBH50-80	42	80	CCMT09T308	
BT40-TBH76-174	P2779630	76 - 116		174	BT40-SAS64-64	TBH76-110	65	110	CCMT120408	
BT50-TBH25-152	P2779631	25 - 34		152	BT50-SAS19-102	TBH25-50	22	50	CCMT060204	
BT50-TBH34-114	P2779632	34 - 50		114	BT50-SAS31-54	TBH34-60	31	60	CCMT060204	
BT50-TBH34-184	P2779633	34 - 50		184	BT50-SAS31-124	TBH34-60	31	60	CCMT060204	
BT50-TBH50-138	P2779634	50 - 76		138	BT50-SAS39-58	TBH50-80	42	80	CCMT09T308	
BT50-TBH50-198	P2779635	50 - 76		198	BT50-SAS39-118	TBH50-80	42	80	CCMT09T308	
BT50-TBH50-258	P2779636	50 - 76		258	BT50-SAS39-178	TBH50-80	42	80	CCMT09T308	
BT50-TBH76-204	P2779637	76 - 116		204	BT50-SAS64-94	TBH76-110	65	110	CCMT120408	
BT50-TBH76-279	P2779638	76 - 116		279	BT50-SAS64-169	TBH76-110	65	110	CCMT120408	
BT50-TBH76-339	P2779639	76 - 116		339	BT50-SAS64-229	TBH76-110	65	110	CCMT120408	
BT50-TBH116-198	P2779640	116 - 156		198	BT50-SAS90-93	TBH116-105	90	105	CCMT120408	
BT50-TBH116-348	P2779641	116 - 156		348	BT50-SAS90-243	TBH116-105	90	105	CCMT120408	

▶ Basic holder interchangeable between Fine Boring Bar and Twing Edge Boring Bar.
基本刀柄可在微调镗孔刀柄和双刃镗孔刀柄之间互换

BORING HEAD (For TWIN EDGE BORING BAR-SMALL BORE)

镗头 (双刃镗孔刀柄-小径用)

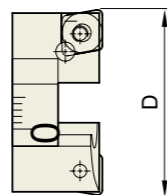


Unit (单位) : mm

MODEL No. 型号	EDP No.	D	WEIGHT 重量(Kg)
SAS22-TBH25-50	P2779529	22	
SAS31-TBH34-60	P2779530	31	
SAS42-TBH50-80	P2779531	42	
SAS65-TBH76-110	P2779532	65	
SAS84-TBH116-145	P2779533	84	

INSERT HOLDER (CARTRIDGE For TWIN EDGE BORING BAR-SMALL BORE)

刀片架 (双刃镗孔刀柄-小径用)



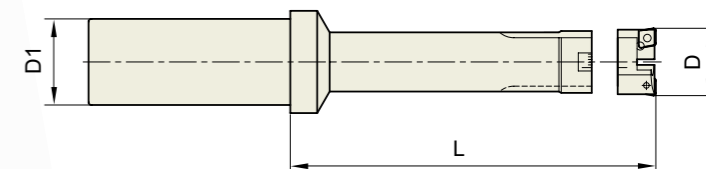
Unit (单位) : mm

MODEL No. 型号	EDP No.	D (BORE RANGE)	WEIGHT 重量(Kg)
		Min. - Max.	
TBH25-CC06	P2779534	25 - 34	
TBH34-CC06	P2779535	34 - 50	
TBH50-CC09	P2779536	50 - 76	
TBH76-CC12	P2779537	76 - 116	
TBH116-CC12	P2779538	116 - 156	

TWIN EDGE BORING BAR

双刃镗孔刀柄

STRAIGHT-ST



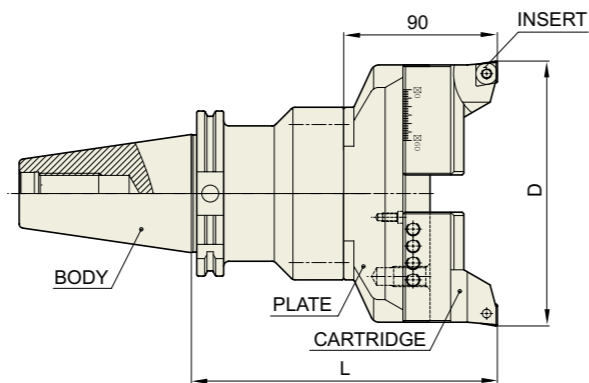
Unit (单位) : mm

TYPE	MODEL No. 型号	EDP No.	D (BORE RANGE) 镗孔范围	L	D1	INSERT 刀片	WEIGHT 重量(Kg)
			Min. - Max. 最小 - 最大				
32	ST32-TBH25-125	P2779559	25 - 34	125	32	CCMT060200	
	ST32-TBH34-130	P2779560	34 - 50	130	32	CCMT060200	
	ST32-TBH50-155	P2779561	50 - 76	155	32	CCMT09T300	
40	ST40-TBH76-185	P2779562	76 - 116	185	40	CCMT120400	
42	ST42-TBH76-185	P2779563	76 - 116	185	42	CCMT120400	

TWIN EDGE BORING BAR (BIG BORE)

DIN 69871-SK

双刃镗孔刀柄 (大径)



Unit (单位) : mm

MODEL No. 型号	EDP No.	D (BORE RANGE) 镗孔范围		L	BODY 基础刀柄	PLATE 滑板	INSERT 刀片	WEIGHT 重量(Kg)
		Min. - Max. 最小 - 最大						
SK50-TBH156-180	P2779585	156 - 216		180	SK50-SAS102-90	PLA156	CCMT120400	
SK50-TBH156-230	P2779586	156 - 216		230	SK50-SAS102-140	PLA156	CCMT120400	
SK50-TBH156-280	P2779587	156 - 216		280	SK50-SAS102-190	PLA156	CCMT120400	
SK50-TBH216-180	P2779588	216 - 276		180	SK50-SAS102-90	PLA216	CCMT120400	
SK50-TBH216-230	P2779589	216 - 276		230	SK50-SAS102-140	PLA216	CCMT120400	
SK50-TBH216-280	P2779590	216 - 276		280	SK50-SAS102-190	PLA216	CCMT120400	
SK50-TBH276-180	P2779591	276 - 336		180	SK50-SAS102-90	PLA276	CCMT120400	
SK50-TBH276-230	P2779592	276 - 336		230	SK50-SAS102-140	PLA276	CCMT120400	
SK50-TBH276-280	P2779593	276 - 336		280	SK50-SAS102-190	PLA276	CCMT120400	
SK50-TBH336-180	P2779594	336 - 396		180	SK50-SAS102-90	PLA336	CCMT120400	
SK50-TBH336-230	P2779595	336 - 396		230	SK50-SAS102-140	PLA336	CCMT120400	
SK50-TBH336-280	P2779596	336 - 396		280	SK50-SAS102-190	PLA336	CCMT120400	
SK50-TBH396-180	P2779597	396 - 456		180	SK50-SAS102-90	PLA396	CCMT120400	
SK50-TBH396-230	P2779598	396 - 456		230	SK50-SAS102-140	PLA396	CCMT120400	
SK50-TBH396-280	P2779599	396 - 456		280	SK50-SAS102-190	PLA396	CCMT120400	
SK50-TBH456-180	P2779600	456 - 516		180	SK50-SAS102-90	PLA456	CCMT120400	
SK50-TBH456-230	P2779601	456 - 516		230	SK50-SAS102-140	PLA456	CCMT120400	
SK50-TBH456-280	P2779602	456 - 516		280	SK50-SAS102-190	PLA456	CCMT120400	
SK50-TBH516-180	P2779603	516 - 576		180	SK50-SAS102-90	PLA516	CCMT120400	
SK50-TBH516-230	P2779604	516 - 576		230	SK50-SAS102-140	PLA516	CCMT120400	
SK50-TBH516-280	P2779605	516 - 576		280	SK50-SAS102-190	PLA516	CCMT120400	

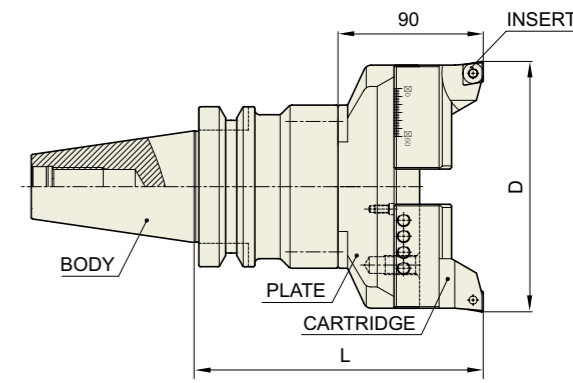
► Upon request, special twin edge boring bars with a boring range up to 800mm could be manufactured and supplied.
根据要求, 可定制和提供非常规标准的双刃镗刀, 镗孔范围可达800毫米

► Basic holder interchangeable between Fine Boring Bar and Twing Edge Boring Bar.
基本刀柄可在微调镗孔刀柄和双刃镗孔刀柄之间互换

TWIN EDGE BORING BAR (BIG BORE)

**JIS B6339/
MAS 403-BT**

双刃镗孔刀柄 (大径)



Unit (单位) : mm

MODEL No. 型号	EDP No.	D (BORE RANGE) 镗孔范围		L	BODY 基础刀柄	PLATE 滑板	INSERT 刀片	WEIGHT 重量(Kg)
		Min. - Max. 最小 - 最大						
BT50-TBH156-180	P2779564	156 - 216		180	BT50-SAS102-90	PLA156	CCMT120400	
BT50-TBH156-230	P2779565	156 - 216		230	BT50-SAS102-140	PLA156	CCMT120400	
BT50-TBH156-280	P2779566	156 - 216		280	BT50-SAS102-190	PLA156	CCMT120400	
BT50-TBH216-180	P2779567	216 - 276		180	BT50-SAS102-90	PLA216	CCMT120400	
BT50-TBH216-230	P2779568	216 - 276		230	BT50-SAS102-140	PLA216	CCMT120400	
BT50-TBH216-280	P2779569	216 - 276		280	BT50-SAS102-190	PLA216	CCMT120400	
BT50-TBH276-180	P2779570	276 - 336		180	BT50-SAS102-90	PLA276	CCMT120400	
BT50-TBH276-230	P2779571	276 - 336		230	BT50-SAS102-140	PLA276	CCMT120400	
BT50-TBH276-280	P2779572	276 - 336		280	BT50-SAS102-190	PLA276	CCMT120400	
BT50-TBH336-180	P2779573	336 - 396		180	BT50-SAS102-90	PLA336	CCMT120400	
BT50-TBH336-230	P2779574	336 - 396		230	BT50-SAS102-140	PLA336	CCMT120400	
BT50-TBH336-280	P2779575	336 - 396		280	BT50-SAS102-190	PLA336	CCMT120400	
BT50-TBH396-180	P2779576	396 - 456		180	BT50-SAS102-90	PLA396	CCMT120400	
BT50-TBH396-230	P2779577	396 - 456		230	BT50-SAS102-140	PLA396	CCMT120400	
BT50-TBH396-280	P2779578	396 - 456		280	BT50-SAS102-190	PLA396	CCMT120400	
BT50-TBH456-180	P2779579	456 - 516		180	BT50-SAS102-90	PLA456	CCMT120400	
BT50-TBH456-230	P2779580	456 - 516		230	BT50-SAS102-140	PLA456	CCMT120400	
BT50-TBH456-280	P2779581	456 - 516		280	BT50-SAS102-190	PLA456	CCMT120400	
BT50-TBH516-180	P2779582	516 - 576		180	BT50-SAS102-90	PLA516	CCMT120400	
BT50-TBH516-230	P2779583	516 - 576		230	BT50-SAS102-140	PLA516	CCMT120400	
BT50-TBH516-280	P2779584	516 - 576		280	BT50-SAS102-190	PLA516	CCMT120400	

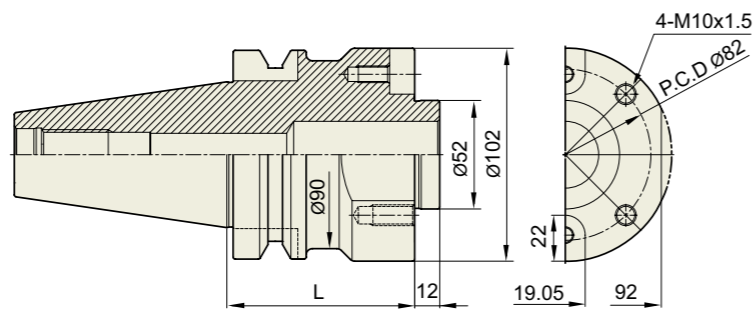
► Upon request, special twin edge boring bars with a boring range up to 800mm could be manufactured and supplied.
根据要求, 可定制和提供非常规标准的双刃镗刀, 镗孔范围可达800毫米

► Basic holder interchangeable between Fine Boring Bar and Twing Edge Boring Bar.
基本刀柄可在微调镗孔刀柄和双刃镗孔刀柄之间互换

TWIN EDGE BORING BAR (BIG BORE)

基础刀柄 (微调镗孔刀柄及双刃镗孔刀柄-大径)

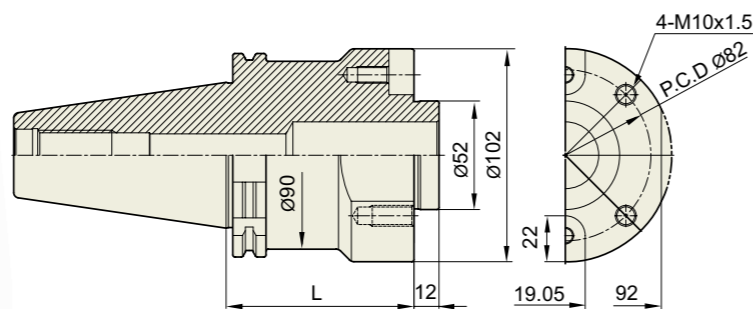
JIS B6339/
MAS 403-BT



Unit (单位) : mm

MODEL No. 型号	EDP No.	L	WEIGHT 重量(Kg)
BT50-SAS102-90	P2779606	90	
BT50-SAS102-140	P2779607	140	
BT50-SAS102-190	P2779608	190	

DIN 69871-SK



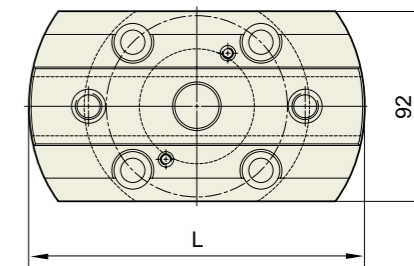
Unit (单位) : mm

MODEL No. 型号	EDP No.	L	WEIGHT 重量(Kg)
SK50-SAS102-90	P2779609	90	
SK50-SAS102-140	P2779610	140	
SK50-SAS102-190	P2779611	190	

► Basic holder interchangeable between Fine Boring Bar and Twing Edge Boring Bar.
基本刀柄可在微调镗孔刀柄和双刃镗孔刀柄之间互换

PLATE (For TWIN EDGE BORING BAR-BIG BORE)

滑板 (双刃镗孔刀柄-大径用)

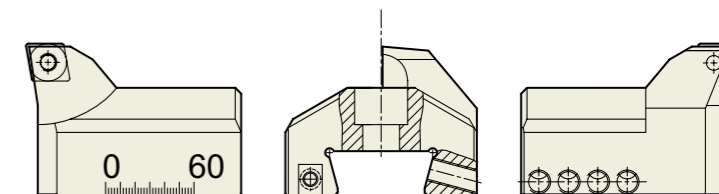


Unit (单位) : mm

PLATE	EDP No.	D	WEIGHT 重量(Kg)
PLA156	P2779612	152	
PLA216	P2779613	212	
PLA276	P2779614	272	
PLA336	P2779615	332	
PLA396	P2779616	392	
PLA456	P2779617	452	
PLA516	P2779618	512	

INSERT HOLDER (CARTRIDGE For TWIN EDGE BORING BAR-BIG BORE)

刀片架 (双刃镗孔刀柄-大径用)

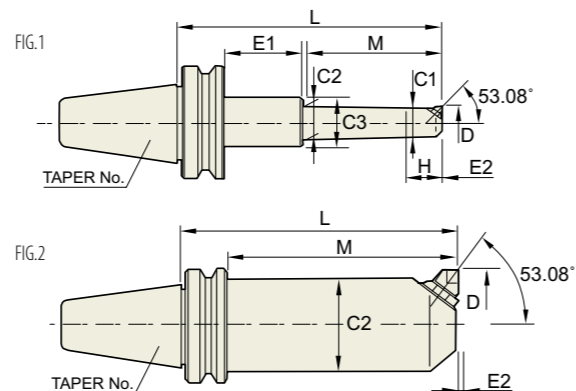


Unit (单位) : mm

CARTRIDGE (For Rough Cutting)	EDP No.	WEIGHT 重量(Kg)
CN120	P2779619	

MICRO BORING BAR
微切削镗孔刀柄

JIS B6339/
MAS 403-BT

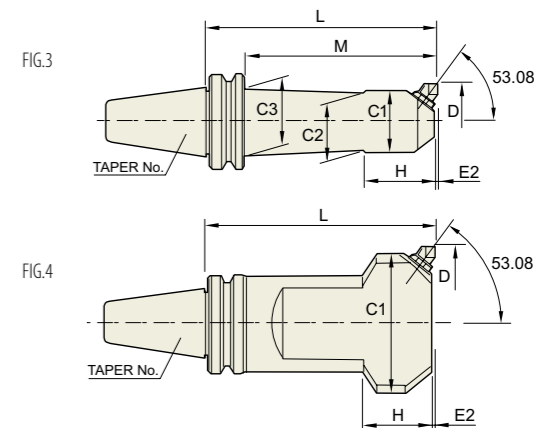


Unit (单位) : mm

TAPER No. 锥度号	MODEL No. 型号	EDP No.	D (BORE RANGE) 镗孔范围		L	M	C1	C2	C3	H	E1	E2	UNIT	INSERT 刀片	FIG.	WEIGHT 重量(Kg)
			Min. - Max. 最小 - 最大													
30	BT30-BCA13.5-105	P2779701	13.5 - 16		105	68	12	13.0	44	15	5	0.2	M1B2E/F	BRAZED TYPE	1	
	BT30-BCA14.5-105	P2779702	14.5 - 17		105	68	13	14.0	44	15	5	0.2	M1B2E/F	BRAZED TYPE	1	
	BT30-BCA16-105	P2779703	16 - 22.5		105	73	14	15	-	18	-	0.2	M1A2E/F	BRAZED TYPE	3	
	BT30-BCA19-120	P2779704	19 - 23		120	85	16	18	44	23	3	0.2	M2B2CC	CCGT0401	1	0.70
	BT30-BCA23-135	P2779705	23 - 29		135	105	19	22	-	24	-	0.2	M3B2TC	TBGT0601	3	0.70
	BT30-BCA29-150	P2779706	29 - 41		150	115	25	28	44	30	8	0.2	M3A2TC	TBGT0601	1	0.90
	BT30-BCA29-195	P2779707	29 - 41		195	115	25	28	44	30	53	0.2	M3A2TC	TBGT0601	1	
	BT30-BCA38-150	P2779708	38 - 49		150	115	33	35	55	41	8	0.2	M5B2TC	TCGT1102	1	1.40
	BT30-BCA38-210	P2779709	38 - 49		210	175	33	37	55	41	8	0.2	M5B2TC	TCGT1102	1	
	BT30-BCA46-150	P2779710	46 - 66		150	115	38	41	55	45	8	0.2	M5A2TC	TCGT1102	1	2.10
	BT30-BCA46-210	P2779711	46 - 66		210	175	38	45	55	45	8	0.2	M5A2TC	TCGT1102	1	
	BT30-BCA62-165	P2779712	62 - 87		165	135	51	-	-	-	-	0.2	M7A2TC	TCGT16T3	2	
40	BT40-BCA13.5-105	P2779713	13.5 - 16		105	68	12	13.0	44	15	5	0.2	M1B2E/F	BRAZED TYPE	1	
	BT40-BCA14.5-105	P2779714	14.5 - 17		105	68	13	14.0	44	15	5	0.2	M1B2E/F	BRAZED TYPE	1	
	BT40-BCA16-105	P2779715	16 - 22.5		105	73	14	15	-	18	-	0.2	M1A2E/F	BRAZED TYPE	3	
	BT40-BCA19-120	P2779716	19 - 23		120	85	16	18	44	23	3	0.2	M2B2CC	CCGT0401	1	1.50
	BT40-BCA23-135	P2779717	23 - 29		135	105	19	22	-	24	-	0.2	M3B2TC	TBGT0601	3	1.50
	BT40-BCA29-150	P2779718	29 - 41		150	115	25	28	44	30	8	0.2	M3A2TC	TBGT0601	1	1.50
	BT40-BCA29-195	P2779719	29 - 41		195	115	25	28	44	30	53	0.2	M3A2TC	TBGT0601	1	2.00
	BT40-BCA38-150	P2779720	38 - 49		150	115	33	35	55	41	8	0.2	M5B2TC	TCGT1102	1	1.80
	BT40-BCA38-210	P2779721	38 - 49		210	175	33	37	55	41	8	0.2	M5B2TC	TCGT1102	1	2.20
	BT40-BCA46-150	P2779722	46 - 66		150	115	38	41	55	45	8	0.2	M5A2TC	TCGT1102	1	2.10
	BT40-BCA46-210	P2779723	46 - 66		210	175	38	45	55	45	8	0.2	M5A2TC	TCGT1102	1	2.30
	BT40-BCA62-165	P2779724	62 - 87		165	135	51	-	-	-	-	0.2	M7A2TC	TCGT16T3	2	2.90
BT40-BCA62-210	P2779725	62 - 87		210	180	51	-	-	-	-	0.2	M7A2TC	TCGT16T3	2	3.60	
BT40-BCA83-150	P2779726	83 - 108		150	120	63	-	-	-	-	0.2	M7A2TC	TCGT16T3	2		
BT40-BCA83-210	P2779727	83 - 108		210	180	63	-	-	-	-	0.2	M7A2TC	TCGT16T3	2		
BT40-BCA98-150	P2779728	98 - 142		150	120	83	-	-	85	-	0.2	M10A2TC	TCGT16T3	4		

MICRO BORING BAR
微切削镗孔刀柄

JIS B6339/
MAS 403-BT



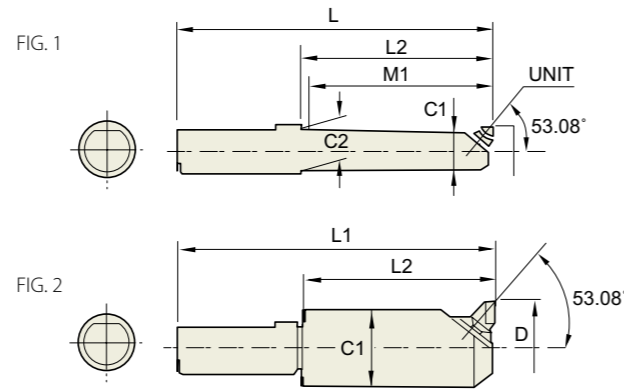
Unit (单位) : mm

TAPER No. 锥度号	MODEL No. 型号	EDP No.	D (BORE RANGE) 镗孔范围		L	M	C1	C2	C3	H	E1	E2	UNIT	INSERT 刀片	FIG.	WEIGHT 重量(Kg)
			Min. - Max. 最小 - 最大													
50	BT50-BCA13.5-120	P2779729	13.5 - 16		120	67	12	13	44	15	10	0.2	M1B2E/F	-	1	
	BT50-BCA13.5-195	P2779730	13.5 - 16		195	67	12	13	44	15	85	0.2	M1B2E/F	-	1	
	BT50-BCA14.5-120	P2779731	14.5 - 17		120	67	13	14	44	15	10	0.2	M1B2E/F	-	1	
	BT50-BCA14.5-195	P2779732	14.5 - 17		195	67	13	14	44	15	85	0.2	M1B2E/F	-	1	
	BT50-BCA16-120	P2779733	16 - 22.5		120	73	14	15	44	18	4	0.2	M1A2E/F	-	1	
	BT50-BCA16-195	P2779734	16 - 22.5		195	73	14	15	44	18	79	0.2	M1A2E/F	-	1	
	BT50-BCA19-135	P2779735	19 - 23		135	86	16	18	44	23	6	0.2	M2B2CC	CCGT0401	1	3.80
	BT50-BCA19-210	P2779736	19 - 23		210	86	16	18	44	23	81	0.2	M2B2CC	CCGT0401	1	
	BT50-BCA23-150	P2779737	23 - 29		150	105	19	22	44	24	2	0.2	M3B2TC	TBGT0601	1	3.90
	BT50-BCA23-225	P2779738	23 - 29		225	105	19	22	44	24	77	0.2	M3B2TC	TBGT0601	1	
	BT50-BCA29-165	P2779739	29 - 41		165	115	25	28	44	30	7	0.2	M3A2TC	TBGT0601	1	4.50
	BT50-BCA29-225	P2779740	29 - 41		225	165	25	28	44	30	67	0.2	M3A2TC	TBGT0601	1	
	BT50-BCA38-165	P2779741	38 - 49		165	115	33	35	55	41	7	0.2	M5B2TC	TCGT1102	1	
	BT50-BCA38-225	P2779742	38 - 49		225	172	33	37	55	41	10	0.2	M5B2TC	TCGT1102	1	5.00
	BT50-BCA46-165	P2779743	46 - 66		165	115	38	41	55	45	7	0.2	M5A2TC	TCGT1102	1	5.20
	BT50-BCA46-225	P2779744	46 - 66		225	182	38	-	-	45	-	0.2	M5A2TC	TCGT1102	3	
	BT50-BCA46-255	P2779745	46 - 66		255	206	38	-	55	45	6	0.2	M5A2TC	TCGT1102	1	5.70
	BT50-BCA62-180	P2779746	62 - 87		180	137	51	-	-	-	-	0.2	M7A2TC	TCGT16T3	2	7.00
	BT50-BCA62-240	P2779747	62 - 87		240	184	51	57	70	60	13	0.2	M7A2TC	TCGT16T3	1	7.60
	BT50-BCA62-330	P2779748	62 - 87		330	280	51	60	70	60	7	0.2	M7A2TC	TCGT16T3	1	9.50
	BT50-BCA83-165	P2779749	83 - 108		165	122	63	-	-	-	-	0.2	M7A2TC	TCGT16T3	2	
	BT50-BCA83-240	P2779750	83 - 108		240	190	63	62	90	95	7	0.2	M7A2TC	TCGT16T3	1	
	BT50-BCA83-345	P2779751	83 - 108		345	295	63	62	90	95	7	0.2	M7A2TC	TCGT16T3	1	
	BT50-BCA98-165	P2779752	98 - 142		165	122	83	-	-	-	-	0.2	M10A2TC	TCGT16T3	2	
BT50-BCA98-240	P2779753	98 - 142		240	197	83	-	-	-	-	0.2	M10A2TC	TCGT16T3	2		
BT50-BCA98-345	P2779754	98 - 142		345	302	83	92	-	85	-	0.2	M10A2TC	TCGT16T3	3		
BT50-BCA132-210	P2779755	132 - 176		210	-	108	-	-	65	-	0.2	M10A2TC	TCGT16T3	4		
BT50-BCA132-315	P2779756	132 - 176		315	-	108	-	-	65	-	0.2	M10A2TC	TCGT16T3	4		
BT50-BCA166-225	P2779757	166 - 210		225	-	142	-	-	70	-	0.2	M10A2TC	TCGT16T3	4		
BT50-BCA166-315	P2779758	166 - 210		315	-	142	-	-	70	-	0.2	M10A2TC	TCGT16T3	4		
BT50-BCA200-210	P2779759	200 - 244		210	-	176	-	-	75	-	0.2	M10A2TC	TCGT16T3	4		

MICRO BORING BAR

STRAIGHT-ST

微切削镗孔刀柄



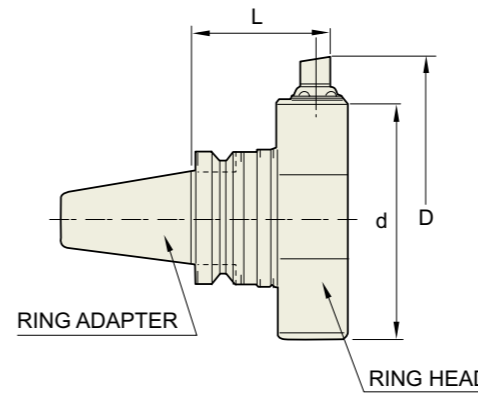
Unit (单位) : mm

TYPE	MODEL No. 型号	EDP No.	D (BORE RANGE) 镗孔范围		L1	L2	M1	C1	C2	UNIT	FIG.	WEIGHT 重量(Kg)
			Min. - Max. 最小 - 最大									
32	ST32-BCA13.5-75	P2779760	13.5 - 16		135	75	67	12	13	M1B2E/F	1	0.50
	ST32-BCA14.5-75	P2779761	14.5 - 17		145	75	67	12	14	M1B2E/F	1	0.50
	ST32-BCA16-90	P2779762	16 - 22.5		160	90	82	14	15	M1A2E/F	1	0.50
	ST32-BCA19-90	P2779763	19 - 23.0		160	90	82	16	18	M2B-2CC	1	0.50
	ST32-BCA23-120	P2779764	23 - 29.0		190	120	110	19	22	M3B-2TC	1	1.00
	ST32-BCA29-120	P2779765	29 - 41.0		190	120	110	25	28	M3A-2TC	1	1.00
	ST32-BCA38-120	P2779766	38 - 49.0		190	120	115	33	35	M5B-2TC	2	1.50
	ST32-BCA46-120	P2779767	46 - 66		190	120	115	38	-	M5A-2TC	2	1.50
	ST32-BCA62-120	P2779768	62 - 87.0		190	120	115	51	-	M7A-2TC	2	2.50
	42	ST42-BCA13.5-85	P2779769	13.5 - 16		165	85	67	12	13	M1B2E/F	1
ST42-BCA14.5-85		P2779770	14.5 - 17		165	85	67	12	14	M1B2E/F	1	1.00
ST42-BCA16-100		P2779771	16 - 22.5		180	100	82	14	15	M1A2E/F	1	1.00
ST42-BCA19-100		P2779772	19 - 23.0		180	100	82	16	18	M2B2E/F	1	1.00
ST42-BCA23-120		P2779773	23 - 29.0		200	120	110	19	22	M3B-2TC	1	1.50
ST42-BCA29-120		P2779774	29 - 41.0		200	120	110	25	28	M3A-2TC	1	1.50
ST42-BCA38-130		P2779775	38 - 49.0		210	130	125	33	35	M5B-2TC	1	1.50
ST42-BCA46-135		P2779776	46 - 66.0		215	135	130	38	44	M5A-2TC	1	1.50
ST42-BCA62-135		P2779777	62 - 87.0		215	135	130	51	-	M7A-2TC	2	2.50
ST42-BCA83-150		P2779778	83 - 108		230	150	145	63	-	M7A-2TC	2	3.00

BIG SIZE MICRO CUT BORING BAR

JIS B6339/
MAS 403-BT

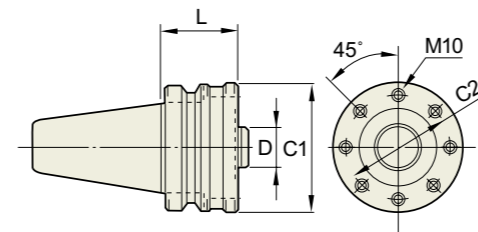
大径微切削镗孔刀柄



BORING RING HOLDER 镗孔环刀柄

Unit (单位) : mm

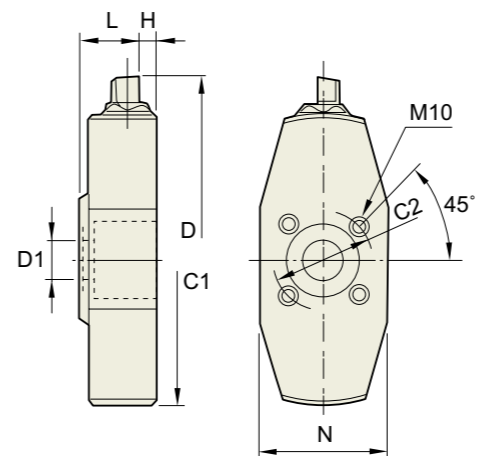
MODEL No. 型号	EDP No.	d	D	L
BT50-BRA140-105	P2779779	140	197	105
BT50-BRA140-165	P2779780	140	197	165
BT50-BRA191-105	P2779781	191	248	105
BT50-BRA191-165	P2779782	191	248	165
BT50-BRA242-105	P2779783	242	299	105
BT50-BRA242-165	P2779784	242	299	165
BT50-BRA293-105	P2779785	293	350	105
BT50-BRA293-165	P2779786	293	350	165
BT50-BRA344-105	P2779787	344	401	105
BT50-BRA344-165	P2779788	344	401	165
BT50-BRA395-105	P2779789	395	452	105
BT50-BRA395-165	P2779790	395	452	165



RING ADAPTER 夹头

Unit (单位) : mm

MODEL No. 型号	EDP No.	D (h6)	L	C1	C2
BT50-RAA32-60	P2779791	32	60	102	82
BT50-RAA32-120	P2779792	32	120	102	82

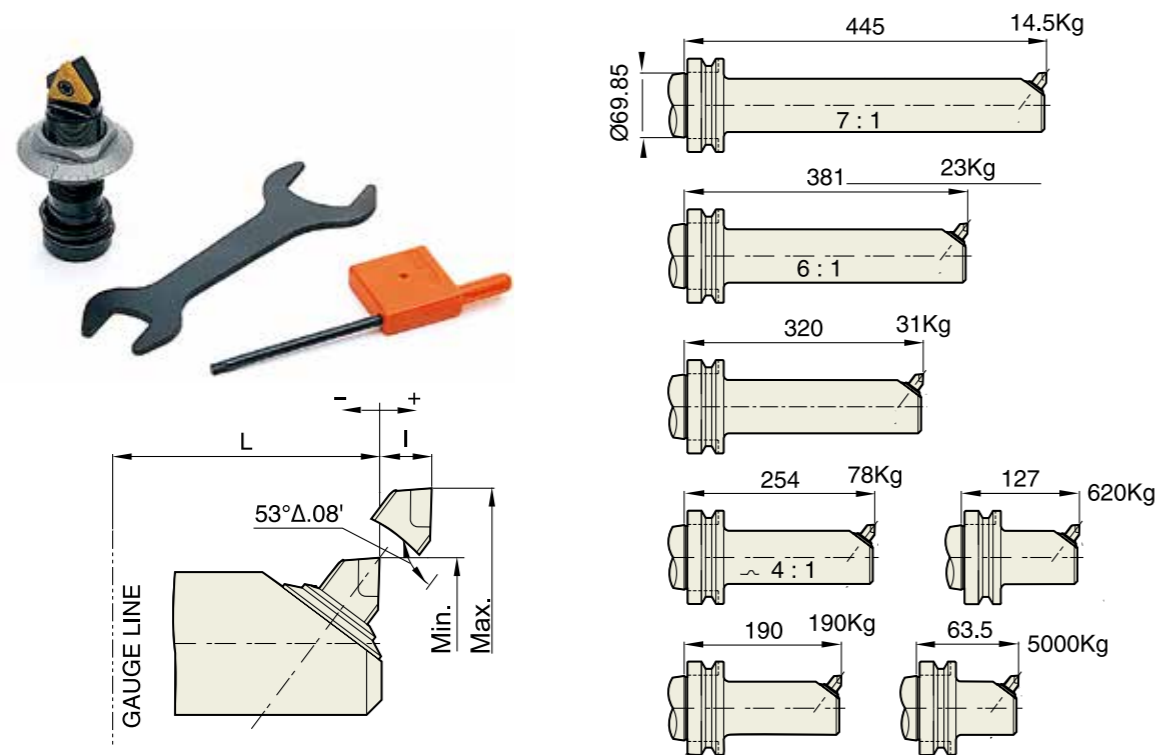


RING HEAD 镗头

Unit (单位) : mm

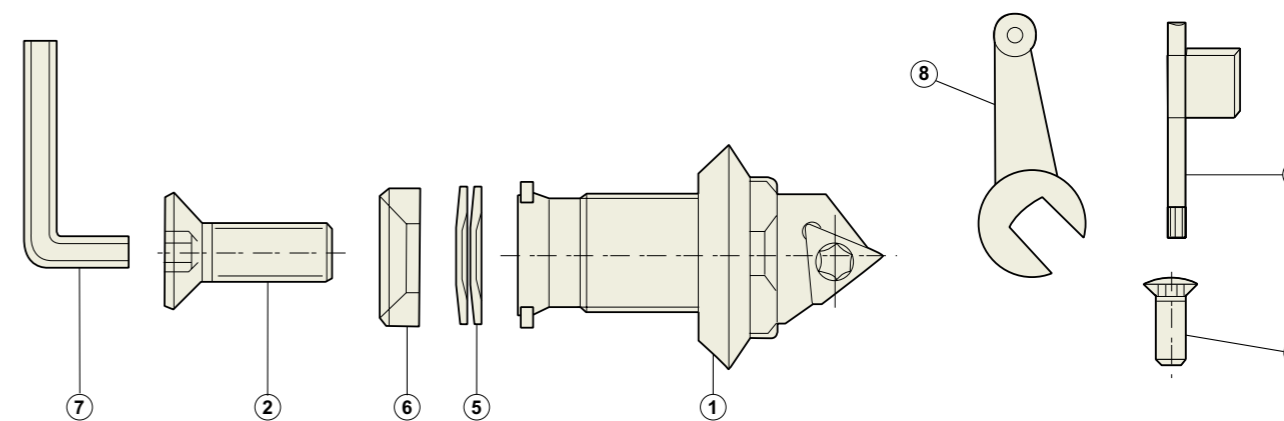
MODEL No. 型号	EDP No.	D1 (h7)	D (BORE RANGE) 镗孔范围		L	C1	C2	H	N	UNIT
			Min. - Max. 最小 - 最大							
RH32-BCA140	P2779793	32	140 - 197		45	102	82	14	-	M10A2TC
RH32-BCA191	P2779794	32	191 - 248		45	136	82	14	-	M10A2TC
RH32-BCA242	P2779795	32	242 - 299		45	184	82	14	103	M10A2TC
RH32-BCA293	P2779796	32	293 - 350		45	234	82	14	103	M10A2TC
RH32-BCA344	P2779797	32	344 - 401		45	284	82	14	103	M10A2TC
RH32-BCA395	P2779798	32	395 - 452		45	36	82	14	103	M10A2TC

Strength of BORING BAR and Comparison Table of MICRO UNITS
镗孔刀柄刚性及微切削刀头比较表

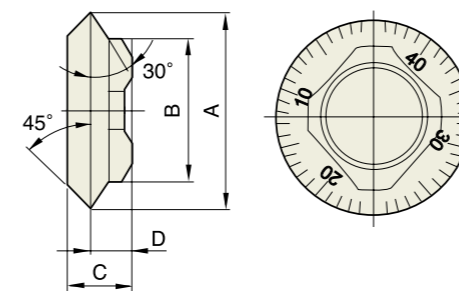


BORING BAR MODEL No. 镗孔刀柄型号	BRAZED TYPE B EF		SCREW ON TYPE 螺旋型			INSERT SPEC. 刀片规格
	Min. 最小	Max. 最大	Min. 最小	Max. 最大	ΔL	
BCA19	M2B2	M2B2	-	-	-	CCGT0401
	19	23	-	-	-1.9	CCGT0401
BCA23	M3B2	M3B2	M3B2TC	M3B2TC	M3B2TC	TBGT060102
	23	29	24.9	30.9	-1.9	TBGT060102
BCA29	M3A2	M3A2	M3A2TC	M3A2TC	M3A2TC	TBGT060102
	29	41.8	30.9	43.8	-1.9	TBGT060102
BCA38	M5B2	M5B2	M5B2TC	M5B2TC	M5B2TC	TCGT110204
	38	49.2	40.9	52.1	-1.9	TCGT110204
BCA46	M5A2	M5A2	M5A2TC	M5A2TC	M5A2TC	TCGT110204
	46	66.6	48.9	69.5	-1.9	TCGT110204
BCA62	M7A2	M7A2	M7A2TC	M7A2TC	M7A2TC	TCGT16T304
	62	87.4	62	87.4	0	TCGT16T304
BCA83	M7A2	M7A2	M7A2TC	M7A2TC	M7A2TC	TCGT16T304
	83	108.4	83	108.4	0	TCGT16T304
BCA98	M10A2	M10A2	M10A2TC	M10A2TC	M10A2TC	TCGT16T304
	98	142.4	98	142.4	0	TCGT16T304
BCA132	M10A2	M10A2	M10A2TC	M10A2TC	M10A2TC	TCGT16T304
	132	176.4	132	176.4	0	TCGT16T304
BCA166	M10A2	M10A2	M10A2TC	M10A2TC	M10A2TC	TCGT16T304
	166	210.4	166	210.4	0	TCGT16T304
BCA200	M10A2	M10A2	M10A2TC	M10A2TC	M10A2TC	TCGT16T304
	200	244.4	200	244.4	0	TCGT16T304

MICRO UNIT SPARE PART
微切削刀头配件



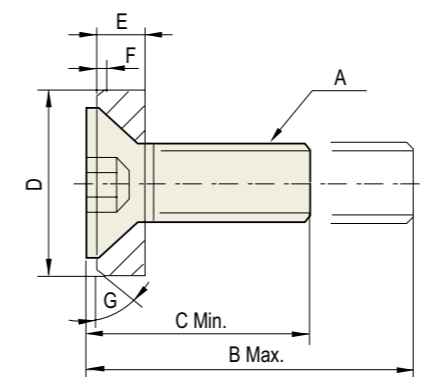
PART NAME 零件名称	ORDER No. 订单No.	M1A-B	M2A-B	M3A-B	M5A-B	M5A-B	M7A-B	M10A-B
1 DIAL NUT 刻度盘螺母 DIAL NUT 刻度盘螺母	Slant Angle 斜角 Right Angle 直角	1-40	2-40	3-40	5-40	5-40	7-80	10-80
2 CARTRIDGE BOLT 刀片架螺栓 CARTRIDGE BOLT 刀片架螺栓	M-A M-B	F-M3-0.5-8	F-M3-0.5-12	F-M4-0.7-15	F-M6-1.0-25	F-M6-1.0-25	F-M10-1.5-30	M12-1.75-50
3 INSERT SCREW 刀片螺钉		S1845L5	S1845L5	S2045L6	S2555L6	S2555L6	S4095L6	S4095L6
4 T-WRENCH T形扳手		T6	T6	T6	T8	T8	T15	T15
5 SPRING WASHER 弹簧垫圈			CB-2	CB-3	CB-5	CB-5	CB-7	CB-10
6 MOUNTING WASHER 安装垫圈			2306	3306	5306	5306	7306	10306
7 L-WRENCH L形扳手		WR-2	WR-2	WR-2.5	WR-4	WR-4	WR-6	WR-8
8 SPANNER 扳手		GS12	GS12	GS35	GS35	GS35	GS710	GS710



GRADUATED DIAL UNIT 刻度盘

Unit (单位): mm

SIZE	A	B	C	D
M1	9.53	6.99	4.45	2.54
M2	12.7	9.53	5.08	3.30
M3	15.88	11.3	5.59	3.56
M5	25.4	19.05	8.76	4.83
M7	34.93	25.40	11.68	7.11
M10	44.45	34.93	13.84	7.49



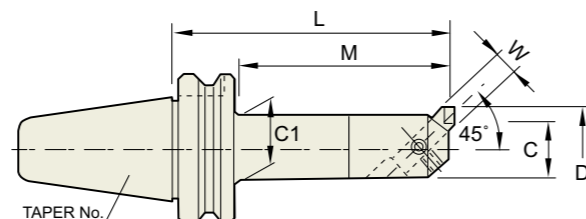
LOCK SCREW AND WASHER 锁紧螺钉和垫圈

Unit (单位): mm

SIZE	A	B	C	D	E	F	G
M1	M3	8	6	-	-	-	-
M2	M3	12	10	7.82	1.83	0.5	45°
M3	M4	15	12	10.9	2.46	1.0	45°
M5	M6	25	20	15.7	4.32	0.8	37°
M7	M10	30	25	23.7	6.35	1.30	37°
M10	M12	50	35	31.6	7.92	2.5	37°

SQUARE BORING BAR (45°)
直角镗孔刀柄 (45°)

JIS B6339/
MAS 403-BT

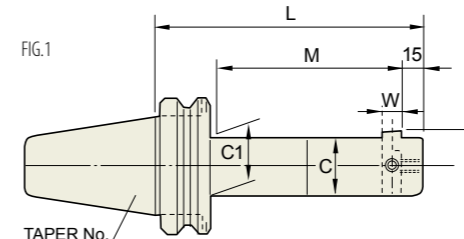


Unit (单位) : mm

TAPER No. 锥度号	MODEL No. 型号	EDP No.	D (BORE RANGE) 镗孔范围		L	C	C1	W	M	WEIGHT (Kg)
			Min. - Max. 最小 - 最大							
30	BT30-BSA25-120	P2775401	25 - 38		120	20	22	8	90	1.00
	BT30-BSA30-135	P2775402	30 - 42		135	24	26	8	105	1.10
	BT30-BSA38-150	P2775403	38 - 52		150	30	33	10	120	1.40
	BT30-BSA42-150	P2775404	42 - 56		150	34	37	10	125	1.60
	BT30-BSA50-150	P2775405	50 - 65		150	40	44	13	125	1.80
40	BT40-BSA25-135	P2775406	25 - 38		135	20	22	8	108	1.30
	BT40-BSA30-165	P2775407	30 - 42		165	24	26	8	138	1.50
	BT40-BSA38-180	P2775408	38 - 52		180	30	33	10	153	1.80
	BT40-BSA42-210	P2775409	42 - 56		210	34	37	10	183	2.30
	BT40-BSA50-180	P2775410	50 - 65		180	40	44	13	153	2.40
	BT40-BSA50-225	P2775411	50 - 65		225	40	44	13	198	2.90
	BT40-BSA62-180	P2775412	62 - 90		180	50	54	16	153	3.20
	BT40-BSA62-240	P2775413	62 - 90		240	50	54	16	213	4.20
	BT40-BSA72-180	P2775414	72 - 110		180	60	63	19	153	4.40
	BT40-BSA72-240	P2775415	72 - 110		240	60	63	19	213	5.70
50	BT40-BSA90-180	P2775416	90 - 125		180	75	63	19	153	5.40
	BT50-BSA25-135	P2775417	25 - 38		135	20	22	8	95	4.40
	BT50-BSA30-165	P2775418	30 - 42		165	24	26	8	125	4.60
	BT50-BSA38-180	P2775419	38 - 52		180	30	33	10	140	4.80
	BT50-BSA42-210	P2775420	42 - 56		210	34	37	10	170	5.00
	BT50-BSA50-180	P2775421	50 - 65		180	40	44	13	140	5.40
	BT50-BSA50-240	P2775422	50 - 65		240	40	44	13	200	5.70
	BT50-BSA62-195	P2775423	62 - 90		195	50	54	16	155	6.10
	BT50-BSA62-270	P2775424	62 - 90		270	50	54	16	230	7.50
	BT50-BSA72-195	P2775425	72 - 110		195	60	66	19	155	6.90
	BT50-BSA72-285	P2775426	72 - 110		285	60	66	19	245	9.30
	BT50-BSA90-210	P2775427	90 - 125		210	75	80	19	170	9.20
	BT50-BSA90-300	P2775428	90 - 125		300	75	80	19	260	12.30
	BT50-BSA105-195	P2775429	105 - 160		195	90	90	25	157	10.50
	BT50-BSA105-285	P2775430	105 - 160		285	90	90	25	247	14.80

SQUARE BORING BAR (90°)
直角镗孔刀柄 (90°)

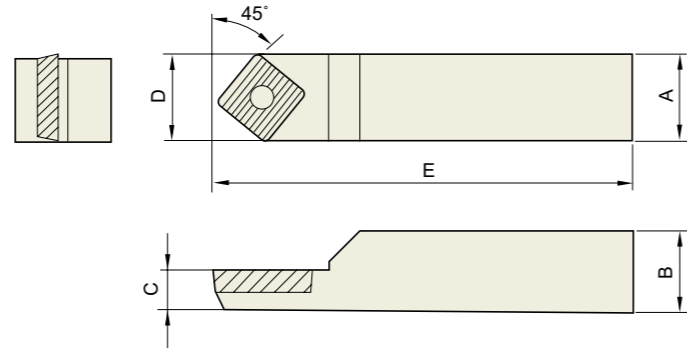
JIS B6339/
MAS 403-BT



Unit (单位) : mm

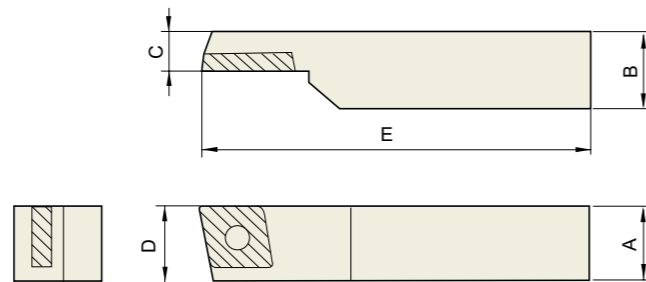

TAPER No. 锥度号	MODEL No. 型号	EDP No.	D (BORE RANGE) 镗孔范围		L	C	C1	W	M	WEIGHT 重量(Kg)	FIG.
			Min. - Max. 最小 - 最大								
30	BT30-BSB25-120	P2775431	25 - 50		120	20	22	8	90	1.10	1
	BT30-BSB38-150	P2775432	38 - 70		150	30	33	10	120	1.50	1
	BT30-BSB50-150	P2775433	50 - 90		150	40	44	13	125	2.20	1
40	BT40-BSB25-135	P2775434	25 - 50		135	20	22	8	108	1.30	1
	BT40-BSB38-180	P2775435	38 - 70		180	30	33	10	153	1.90	1
	BT40-BSB50-180	P2775436	50 - 90		180	40	44	13	153	2.60	1
	BT40-BSB50-225	P2775437	50 - 90		225	40	44	13	198	3.10	1
	BT40-BSB62-180	P2775438	62 - 115		180	50	56	16	153	3.40	1
	BT40-BSB62-225	P2775439	62 - 115		225	50	56	16	198	4.10	1
	BT40-BSB72-180	P2775440	72 - 135		180	60	66	19	153	4.70	1
	BT40-BSB72-225	P2775441	72 - 135		225	60	66	19	198	5.60	1
	BT40-BSB90-180	P2775442	90 - 150		180	75	80	19	153	5.70	1
	BT40-BSB90-225	P2775443	90 - 150		225	75	80	19	198	6.60	1
50	BT50-BSB25-135	P2775444	25 - 50		135	20	22	8	95	4.10	1
	BT50-BSB38-180	P2775445	38 - 70		180	30	33	10	140	4.80	1
	BT50-BSB50-180	P2775446	50 - 90		180	40	44	13	140	5.50	1
	BT50-BSB50-240	P2775447	50 - 50		240	40	44	13	200	5.70	1
	BT50-BSB62-195	P2775448	62 - 115		195	50	56	16	155	6.40	1
	BT50-BSB62-270	P2775449	62 - 115		270	50	56	16	230	7.90	1
	BT50-BSB72-195	P2775450	72 - 135		195	60	66	19	155	7.30	1
	BT50-BSB72-285	P2775451	72 - 135		285	60	66	19	245	9.60	1
	BT50-BSB90-210	P2775452	90 - 150		210	75	80	19	170	9.60	1
	BT50-BSB90-300	P2775453	90 - 150		300	75	80	19	260	12.60	1
	BT50-BSB105-195	P2775454	105 - 190		195	90	-	25	155	11.10	2
	BT50-BSB105-285	P2775455	105 - 190		285	90	94	25	245	15.40	2

SQUARE BITE
四角刀片



Unit (单位) : mm

CLASSIFICATION 分类	EDP No.	A	B	C	D	E	SCREW 螺钉	WRENCH 扳手	INSERT 刀片
SIZE 尺寸									
SBC08-45	P2775456	08	08	6.3	8.39	70	SSB-2506	T7	CCMT0602
SBC10-45	P2775457	10	10	7	10.39	70	SSB-2506	T7	CCMT0602
SBC13-45	P2775458	13	13	10	13.6	80	SSB-4009	T15	CCMT09T3
SBC16-45	P2775459	16	16	11	16.68	100	SSB-5012	T15	CCMT1204
SBC19-45	P2775460	19	19	11	19.68	100	SSB-5012	T15	CCMT1204
SBC25-45	P2775461	25	25	12.5	25.68	120	SSB-5012	T15	CCMT1204



Unit (单位) : mm

CLASSIFICATION 分类	EDP No.	A	B	C	D	E	SCREW 螺钉	WRENCH 扳手	INSERT 刀片
SIZE 尺寸									
SBC08-90	P2775462	08	08	6.3	8.4	70	SSB-2506	T7	CCMT0602
SBC10-90	P2775463	10	10	7	10.4	70	SSB-2506	T7	CCMT0602
SBC13-90	P2775464	13	13	10	13.6	80	SSB-4009	T15	CCMT09T3
SBC16-90	P2775465	16	16	11	16.7	100	SSB-5012	T15	CCMT1204
SBC19-90	P2775466	19	19	11	19.7	100	SSB-5012	T15	CCMT1204
SBC25-90	P2775467	25	25	12.5	25.7	120	SSB-5012	T15	CCMT1204

YG-1 TOOLING SYSTEM

ACCESSORY & OTHERS

辅件 & 其他



PULL STUD BOLT
PULL STUD BOLT & SPANNER

TOOL CLAMP


HEIGHT PRESETTER

COOLANT TUBE & SPANNER



TECHNICAL DATA : SHANK STANDARD
DIN 69871-SK / JIS B6339/MAS 403-BT / DIN 69893/ISO 12164-1-HSK
ANSI/ASME B5.50-CAT
DIN 228 (MORSE TAPER) : TANG / SCREW TYPE

PULL STUD BOLT & SPANNER
PS拉钉&PS拉钉扳手



■ PULL STUD BOLT PS拉钉

Unit (单位) : mm

MODEL No. 型号	EDP No.	D	d2	d1	d	L	l	G	O	TYPE
PS-1	P2775051	15	23	17	10	60	35	M16	45°	BT40-I STANDARD TYPE
PS-2	P2775052	15	23	17	10	60	35	M16	60°	BT40-II STANDARD TYPE
PS-805	P2775101	19	23	17	14	54	29	M16	75°	BT40
PS-806	P2775102	19	23	17	14	54	29	M16	75°	BT40 (Through Hole)
PS-5	P2775053	23	38	25	17	85	45	M24	45°	BT50-I STANDARD TYPE
PS-6	P2775054	23	38	25	17	85	45	M24	60°	BT50-II STANDARD TYPE
PS-16	P2775055	11	16.5	12.5	7	43	23	M12	45°	BT30-I STANDARD TYPE
PS-17	P2775056	11	16.5	12.5	7	43	23	M12	60°	BT30-II STANDARD TYPE
PS-0	P2506706	23	38	25	17	85	45	M24	90°	for BT50 OKK
PS-08	P2506703	15	23	17	10	60	35	M16	90°	for BT40 OKK
PS-P	P2775057	24	36	25	18	71	31	M24	90°	for BT50 MITISUI SEIKI
PS-P5	P2775058	15	23	17	10	50	25	M16	90°	for BT40 MITISUI SEIKI
PS-G41	P2775059	29	37	25	21	65.2	25.2	M24	45°	for BT50 MAZAK
PS-G51	P2775060	18.8	22	17	12.45	44.1	19.1	M16	45°	for BT40 MAZAK
PS-S2	P2775061	25	39	25	18	95	55	M24	60°	for SHIN NIPPON KOKI
PS-F1	P2775062	23	39	25	18	104	64	M24	45°	for MITSUBISHI
PS-B1	P2775063	22	38	25	16	112	72	M24	60°	for OKUMA
PSS-1	P2506707	19	23	17	14	54	26	M16	75°	for SK40
PSS-5	P2506708	28	36	25	21	74	34	M24	75°	for SK50

▶ Upon requests, other pull stud bolts with special dimensions could be produced and supplied.

根据要求, 可供应通孔型(H type)拉钉

▶ Through hole type ("H" Type) is available upon request.

根据要求, 可供应特殊规格的产品



■ PULL STUD BOLT SPANNER PS拉钉扳手

Unit (单位) : mm

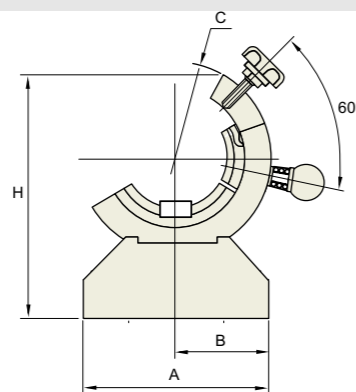
MODEL No. 型号	EDP No.	D	L	WEIGHT 重量(Kg)	TYPE
PSWB-30	P2775064	27	210	0.30	BT30
PSWB-40	P2775065	37	230	0.40	BT40
PSWB-50	P2775066	49	280	0.78	BT50

PULL STUD BOLT
PS拉钉

■ APPLICATION TABLE OF PULL STUD BOLT PS拉钉应用表

MACHINE MANUFACTURER 设备制造商	MACHINE MODEL No. 设备型号	TAPER No. 锥度号	PS BOLT	MACHINE MANUFACTURER 设备制造商	MACHINE MODEL No. 设备型号	TAPER No. 锥度号	PS BOLT
DOOSAN	T 4000	BT30	PS-16	SEMCO	Any Mill LCV30A/B	BT30	PS-17
	DT 360D	BT30	PS-16		Any Mill LCV55S	BT50	PS-6
	DNM 400 /500 / 650	BT40	PSS-1		Any Mill LCV650S	BT50	PS-5
	DNM 750 /40	BT40	PSS-1		Any Mill ICV66	BT50	PS-5
	DNM 750 /50	BT50	PS-5		Any Mill ICV80	BT50	PS-5
	Mynx 6500	BT50	PS-5		DMC-3000	BT50	PS-0
	Mynx 7500	BT50	PS-5		PCH40	BT40	PS-1
	VM 5400/6500	BT40	PSS-1		PCH50	BT50	PS-5
	VM 750	BT50	PS-5		SIRIUS-1	BT30	PS-16
	VM 960	BT50	PS-5		SIRIUS-550	BT40	PS-1
	VM 1260	BT50	PS-5		SIRIUS-UL/ULG	BT40	PS-1
	VC 430	BT40	PSS-1		SIRIUS-7040	BT50	PS-0
	VC 510	BT40	PSS-1		SIRIUS-650/650N	BT50	PS-0
	DVM 500	BT40	PSS-1		SIRIUS-850/850N	BT50	PS-0
DVM 5650	BT40	PSS-1	SIRIUS-700	BT50	PS-0		
NX 4500	BT40	PSS-1	SIRIUS-12580	BT50	PS-0		
NX 5500	BT40	PSS-1	TCH-45	BT40	PS-1		
NX 6500	BT40	PSS-1	TCH-50	BT50	PS-6		
NHM 5000	BT50	PS-5	TCH-80	BT50	PS-6		
NHM 6300	BT50	PS-5	TCH-80TS	BT50	PS-6		
NHM 8000	BT50	PS-5	FX-500H	BT40	PS-2		
NHM 1000	BT50	PS-5	TNV-40A	BT40	PS-1		
NHM 1250	BT50	PS-5	TNV-80A	BT40	PS-1		
NHP 5000	BT50	PS-5	TNV-650V	BT50	PS-6		
NHP 6300	BT50	PS-5	TM-1/2	BT40	PS-1		
HC 400	BT40	PSS-1	VF-4SS/3SS/2SS	BT40	PS-1		
HC 500	BT40	PSS-1	VF-2TR	BT40	PS-1		
i-CUT 380T/420T	BT30	PS-16	VF-5/50TR	BT50	PS-5		
i-CUT 400T/M	BT30	PS-16	VF-9/50	BT50	PS-5		
F 400/500/650	BT40	PS-1	VF-8/50	BT50	PS-5		
F 500/650	BT50	PS-5		BT40	PS-G51		
F 510M/550M/660M	BT40	PS-1		BT50	PS-G41		
F 510B	BT40	PS-1		BT40	PS-08		
F 600B/750B/960B	BT50	PS-5		BT50	PS-51		
KH 50G/63G	BT50	PS-5					
KH 80G/1000	BT40	PS-1					
HS 5000	BT40	PS-1					
HS 5000/6300/8000	BT50	PS-5					

TOOL CLAMP
工具夹持器



• Flange Clamping Design

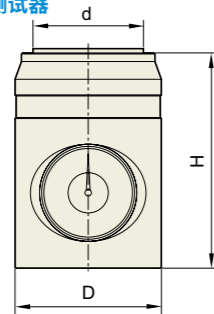
Unit (单位) : mm

TAPER No. 锥度号	MODEL No. 型号	EDP No.	A	B	C	H	WEIGHT 重量(Kg)
BT30	TCP30	P2775067	125	65	108	135	3.00
BT40	TCP40	P2775068	160	80	138	180	7.60
BT50	TCP50	P2775069	180	90	165	205	8.60
SK30	TSK30	P2775070	125	65	108	135	3.00
SK40	TSK40	P2775071	160	80	138	180	7.60
SK50	TSK50	P2775072	180	90	165	205	8.60
HSK32	THSK32	P2775073	125	65	108	135	-
HSK40	THSK40	P2775074	-	-	-	-	-
HSK50	THSK50	P2775075	-	-	-	-	-
HSK63	THSK63	P2775076	160	80	138	180	-
HSK100	THSK100	P2775077	180	90	165	205	-

▶ Tool clamp for CAT teppa available.
可提供CAT teppa工具夹

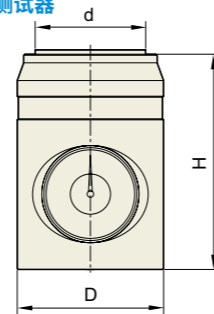
HEIGHT PRESETTER
高度压力测试器

MAGNETIC HEIGHT PRESETTER
磁性高度压力测试器



• Both vertical and horizontal type usable Vertical (垂直), horizontal(水平)均可使用
• Slim design Vertical (垂直)专用

HEIGHT PRESETTER
高度测试器

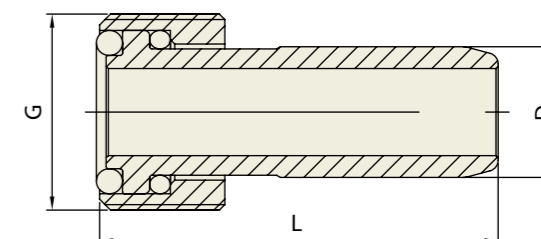


• Exclusively for vertical Vertical(垂直)专用

Unit (单位) : mm

MODEL No. 型号	EDP No.	D	H	d	DIAL
MHP-100 (magnetic)	P2591001	76	100	33	0.01
HP-100	P2775901	68	100 / - 0.01	33	0.01

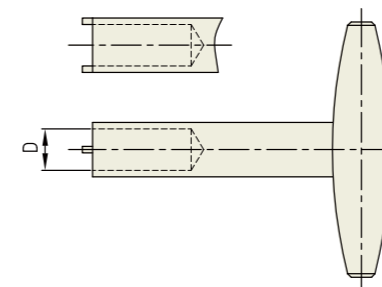
COOLANT TUBE
冷却管



Unit (单位) : mm

TAPER No. 锥度号	EDP No.	G	D	WEIGHT 重量(Kg)
32A	P2775078	M10	6	
40A	P2775079	M12	8	
50A	P2775080	M16	10	
63A	P2775081	M18	12	
80A	P2775106	M20	14	
100A	P2775082	M24	16	

COOLANT TUBE SPANNER
冷却管扳手



Unit : mm

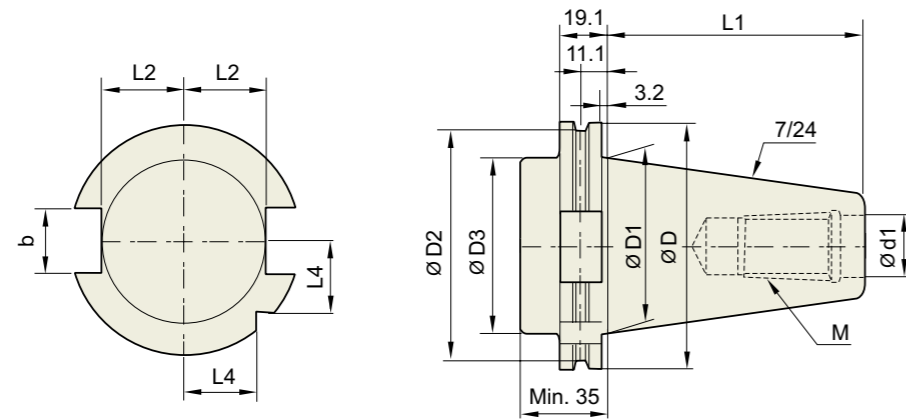
TAPER No.	EDP No.	D
HSK32	P2775103	6
HSK40	P2775104	8
HSK50	P2775089	10
HSK63	P2775087	12
HSK80	P2775105	14
HSK100	P2775090	16

▶ Design and shape could be changed without prior notice.
设计及形状如有更改, 恕不另行通知

TECHNICAL DATA : SHANK STANDARD

DIN 69871-SK

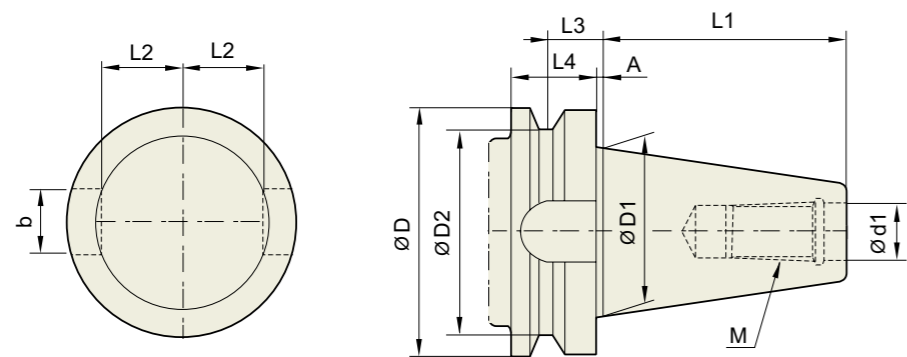
技术资料：标准柄部



Unit (单位) : mm

TAPER No. 锥度号	ØD	ØD1	ØD2	ØD3	Ød1	L1	L2	L3	L4	b	M
SK30	50	31.75	44.3	45	13	47.8	16.4	19	15	16.1	M12×1.75
SK40	63.55	44.45	56.25	50	17	68.4	22.8	25	18.5	16.1	M16×2.0
SK50	97.5	69.85	91.25	80	25	101.75	35.5	37.7	30	25.7	M24×3.0

**JIS B6339/
MAS 403-BT**



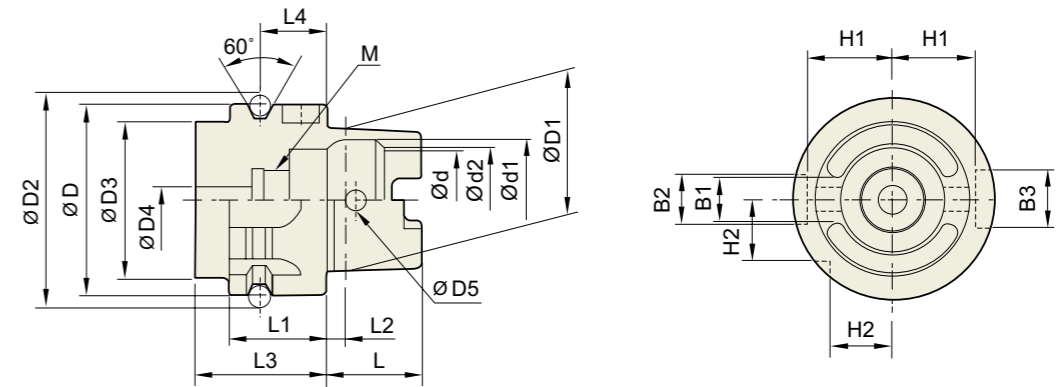
Unit (单位) : mm

TAPER No. 锥度号	ØD	ØD1	ØD2	Ød13.	L1	L2	L3	L4	A	b	M
BT30	46	31.75	38	12.5	48.4	16.3	13.6	20	2	16.1	M12×1.75
BT40	63	44.45	53	17	65.4	22.6	16.6	25	2	16.1	M16×2
BT50	100	69.85	85	25	101.8	35.4	23.2	35	3	25.7	M24×3
BT60	155	107.95	135	31	161.8	60.1	28.2	45	3	25.7	M30×3.5

TECHNICAL DATA : SHANK STANDARD

DIN 69893/
ISO12164-1-HSK

技术资料：标准柄部



Unit (单位) : mm

TAPER No. 锥度号	ØD	ØD1	ØD2	ØD3	ØD4	ØD5	L	L1	L2	L3	L4
HSK32A	32	24	37.00	26	4.2	4.0	16	20	3.2	35	16
HSK40A	40	30	45.00	34	5.0	4.6	20	20	4.0	35	16
HSK50A	50	38	59.30	42	6.8	6.0	25	26	5.0	42	18
HSK63A	63	48	72.30	53	8.4	7.5	32	26	6.3	42	18
HSK80A	80	60	88.8	68	10.2	8.5	40	26	8	42	18
HSK100A	100	75	109.75	85	12.0	12.0	50	29	10.0	45	20

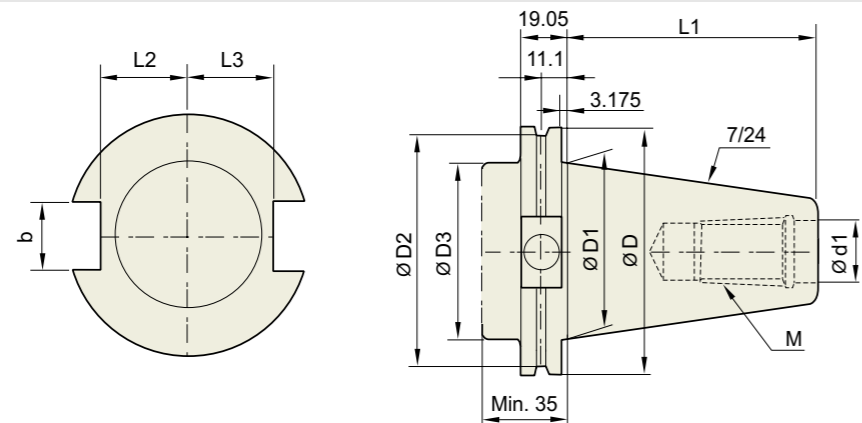
Unit (单位) : mm

TAPER No. 锥度号	Ød	Ød1	Ød2	B1	B2	B3	H1	H2	L4
HSK32A	17	20.5	19	7.05	7	9	13.0	9.5	M10×1.0
HSK40A	21	25.5	23	8.05	9	11	17.0	12.0	M12×1.0
HSK50A	26	32.0	29	10.54	12	14	21.0	15.5	M16×1.0
HSK63A	34	40.0	37	12.54	16	18	26.5	20.0	M18×1.0
HSK80A	42	50	46	16.04	18	20	34	25	M20×1.5
HSK100A	53	63.0	58	20.02	20	22	44.0	31.5	M24×1.5

TECHNICAL DATA : SHANK STANDARD

ANSI/
ASME B5.50-CAT (OLD : 1978)

技术资料：标准柄部



Unit (单位) : mm

TAPER No. 锥度号	ØD	ØD1	ØD2	ØD3	Ød1	L1	L2	L3	b	M
CAT30	50	31.75	44.3	31.75	13	47.625	16.25	18.67	16.1	UNC1/2-13
CAT40	63.55	44.45	56.25	44.45	17	68.25	22.60	25	16.1	UNC5/8-11
CAT50	97.5	69.85	91.25	70.1	25	101.6	35.3	37.7	25.7	UNC1-18
CAT60	155	107.95	132.56	108	32	161.93	54	59.3	25.7	UNC1,1/4-7

**ANSI/
ASME B5.50-CAT (NEW : Revision 2009)**

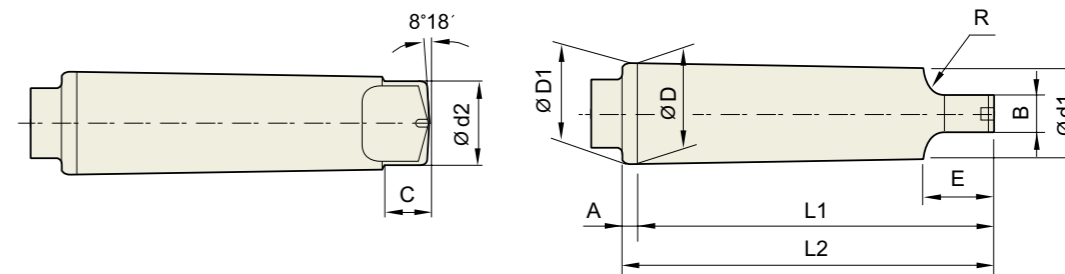
Unit (单位) : mm

TAPER No. 锥度号	ØD	ØD1	ØD2	ØD3	Ød1	L1	L2	L3	b	P	M
CAT30	46.02	31.75	38.89	46.02	13	47.625	16.25	18.67	16.1	-	UNC1/2-13
CAT40	63.5	44.45	56.36	63.5	17	68.25	22.6	25	16.1	-	UNC5/8-11
CAT50	98.43	69.85	91.29	98.43	25	101.6	35.3	37.7	25.7	-	UNC1-18
CAT60	139.7	107.95	132.56	139.7	32	161.93	54	59.3	25.7	-	UNC1 1/4-7

TECHNICAL DATA : SHANK STANDARD

DIN 228 (MORSE TAPER)
TANG TYPE (MTA)

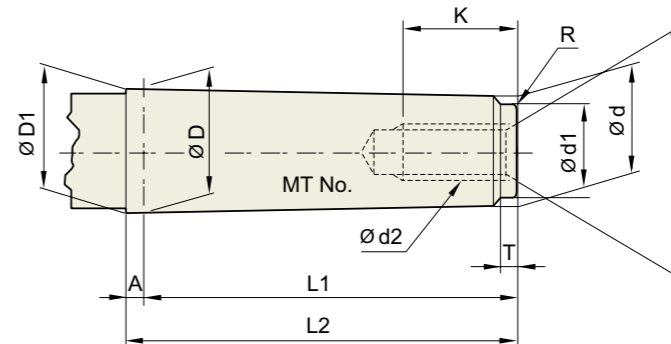
技术资料：标准柄部



Unit (单位) : mm

TAPER No. 锥度号	TAPER RATIO (Rad)	TAPER ANGLE (α)	ØD	A3	ØD1	Ød1	L1	L2	Ød2	B	C	E	R
MT0	1/19.212	1°29'27"	9.045	3	9.045	6.104	56.5	59.5	6.0	3.9	6.5	10.5	4
MT1	1/20.047	1°25'43"	12.065	3.5	12.065	8.972	62.0	65.5	8.7	5.2	8.5	13.5	5
MT2	1/20.020	1°25'50"	17.780	5	17.780	14.034	75.0	80.0	13.5	6.3	10	16	6
MT3	1/19.922	1°26'16"	23.825	5	23.825	19.107	94.0	99.0	18.5	7.9	13	20	7
MT4	1/19.254	1°29'15"	31.267	6.5	31.267	25.164	117.5	124.0	24.5	11.9	16	24	8
MT5	1/19.002	1°30'26"	44.399	6.5	44.399	36.531	149.5	156.0	35.7	15.9	19	29	10
MT6	1/19.180	1°29'36"	63.348	8	63.348	52.399	210.0	218.0	51.0	19.0	27	40	13
MT7	1/19.231	1°29'22"	83.058	10	83.058	68.186	286.0	296.0	66.8	28.6	35	54	19

**DIN 228 (MORSE TAPER)
SCREW TYPE (MTB)**



Unit (单位) : mm

TAPER No. 锥度号	TAPER RATIO (Rad)	TAPER ANGLE (α)	ØD	A	ØD1	d	L1	L2	Ød1	d2	K	T	R
MT0	1/19.212	1°29'27"	9.045	3	9.201	6.442	50	53	6.4	-	-	4	0.2
MT1	1/20.047	1°25'43"	12.065	3.5	12.230	9.396	53.5	57	9.4	M6	16	5	0.2
MT2	1/20.020	1°25'50"	17.780	5	18.030	14.583	64	69	14.6	M10	24	5	0.2
MT3	1/19.922	1°26'16"	23.825	5	24.076	19.759	81	86	19.8	M12	28	7	0.6
MT4	1/19.254	1°29'15"	31.267	6.5	31.605	25.943	102.5	109	25.9	M16	32	9	1
MT5	1/19.002	1°30'26"	44.399	6.5	44.741	37.584	129.5	136	37.6	M20	40	9	2.5
MT6	1/19.180	1°29'36"	63.348	8	63.765	53.859	182	190	53.9	M24	50	12	4
MT7	1/19.231	1°29'22"	83.058	10	83.578	70.058	250	260	70.0	M33	80	18.5	5



Global Cutting Tool Leader **YG-1**

